



US00D353011S

United States Patent [19]
Miller

[11] **Patent Number: Des. 353,011**
[45] **Date of Patent: ** Nov. 29, 1994**

[54] **KNIFE-FLASHLIGHT COMBINATION**
[76] **Inventor: Steve E. Miller, 1601-C Mountain House Rd., Halifax, Pa. 17032**
[**] **Term: 14 Years**
[21] **Appl. No.: 8,450**
[22] **Filed: May 18, 1993**
[52] **U.S. Cl. D26/38; D8/99**
[58] **Field of Search 362/119, 157, 158, 183, 362/184, 188-203; D8/99; 30/123; D26/37-50; D22/118**

4,570,341 2/1986 Konneker .
4,669,186 6/1987 Liu et al. .
4,751,621 6/1988 Jenkins .
5,313,376 5/1984 McIntosh 362/157 X

Primary Examiner—Susan J. Lucas
Attorney, Agent, or Firm—Richard C. Litman

[57] **CLAIM**

The ornamental design for a knife-flashlight combination, as shown and described.

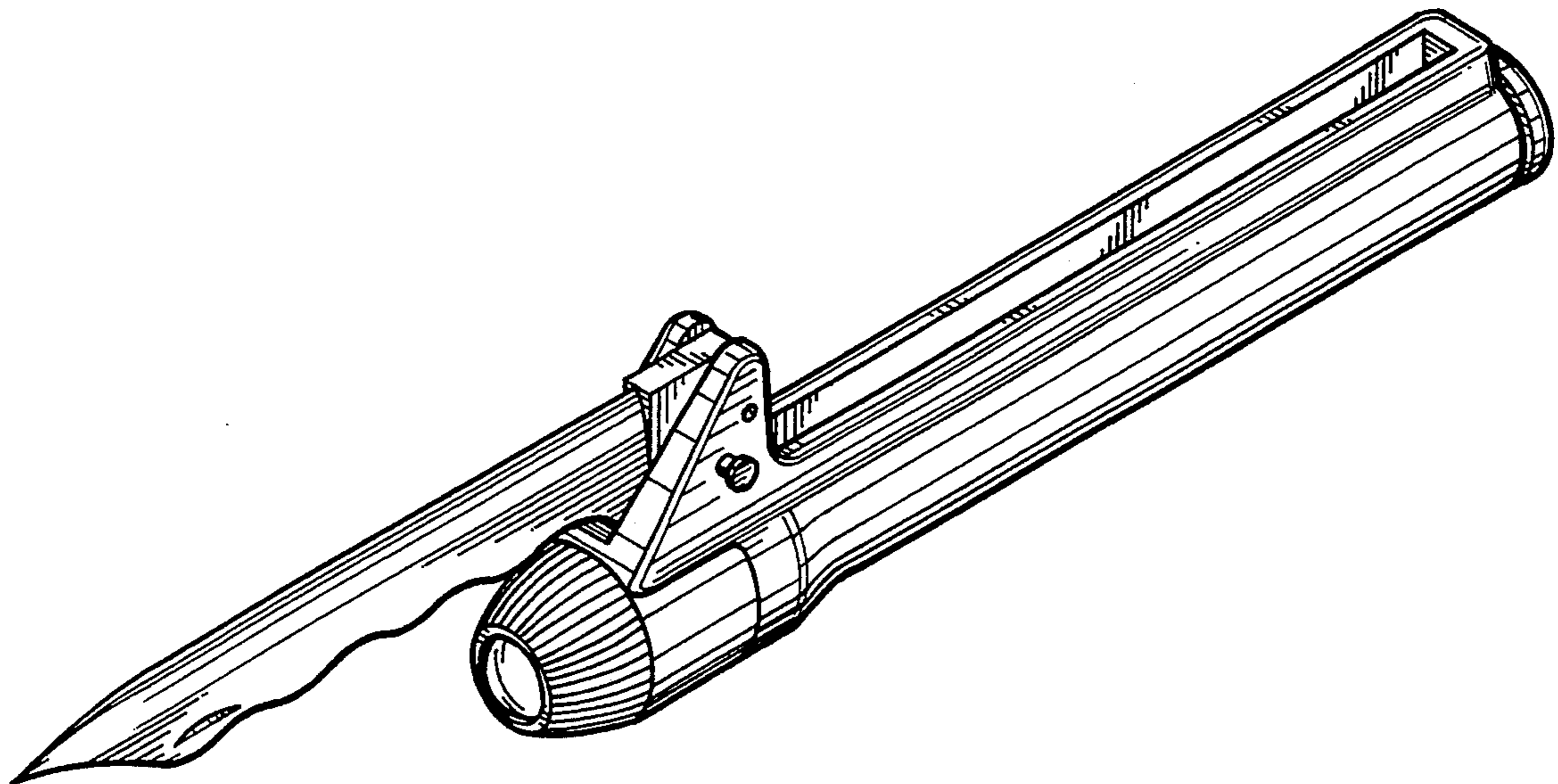
DESCRIPTION

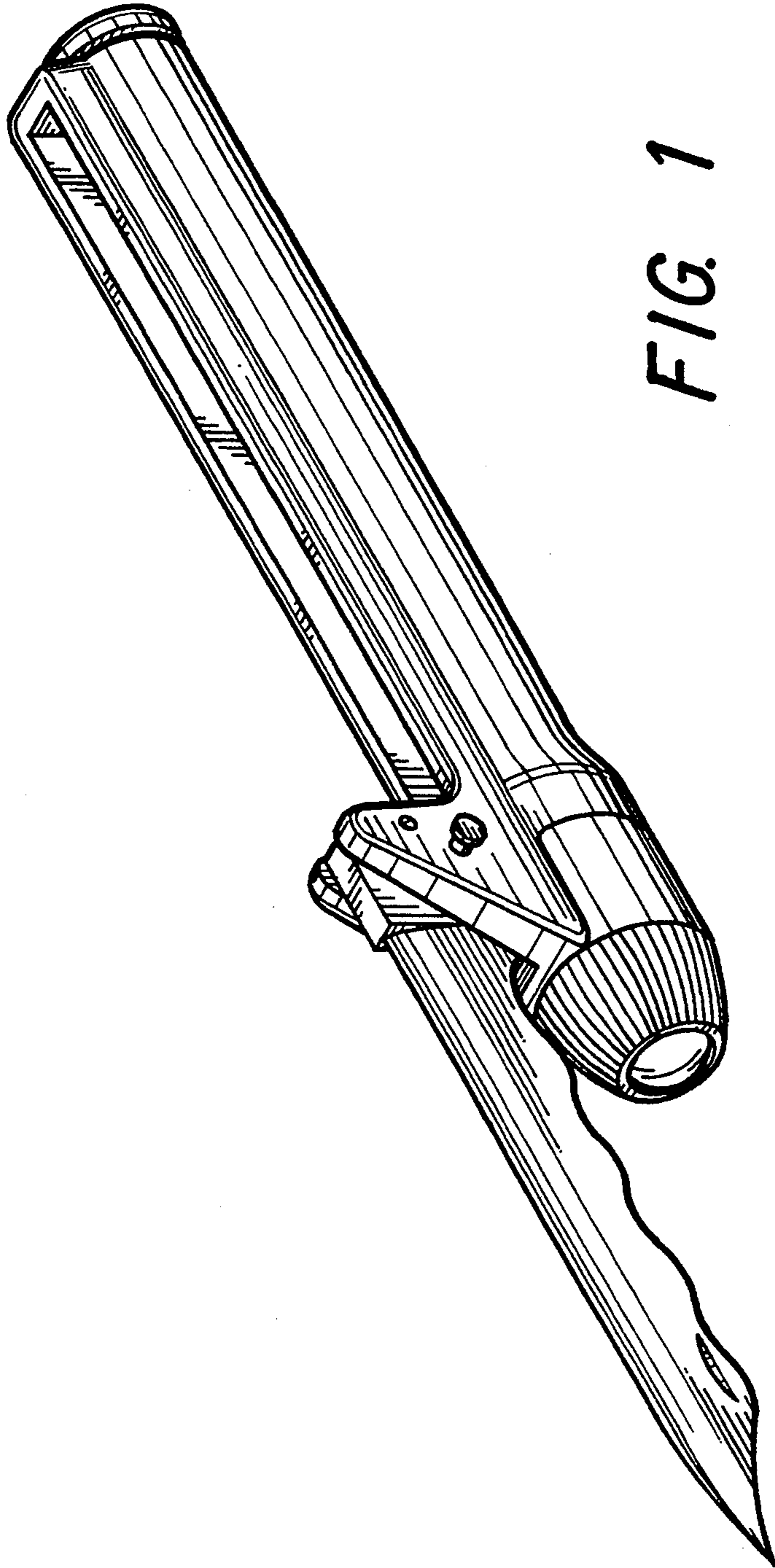
FIG. 1 is a front perspective view of a knife-flashlight combination showing my new design;
FIG. 2 is a top view thereof;
FIG. 3 is a right side elevational view with the left side being a mirror image thereof;
FIG. 4 is a bottom view thereof;
FIG. 5 is a front view thereof; and,
FIG. 6 is a rear view thereof.

[56] **References Cited**

U.S. PATENT DOCUMENTS

D. 101,073 9/1936 Tamis D8/99
D. 171,167 12/1953 Polk D8/99
3,783,509 1/1974 Lake .
3,831,276 8/1974 Dalton et al. 30/123
4,170,061 10/1979 Henry .





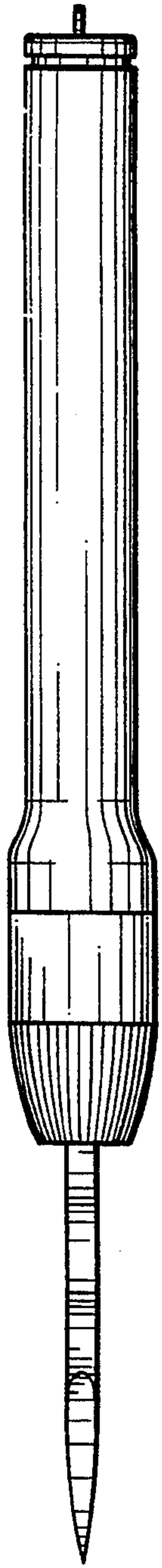


FIG. 4

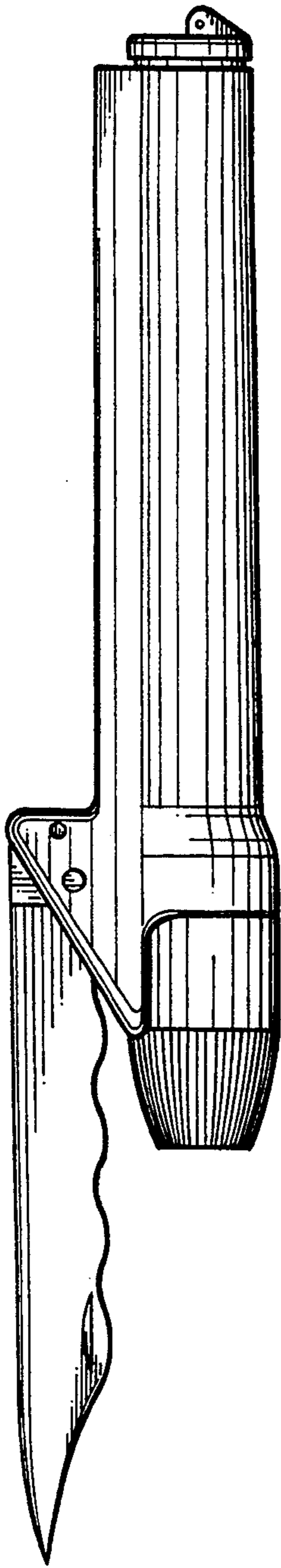


FIG. 3

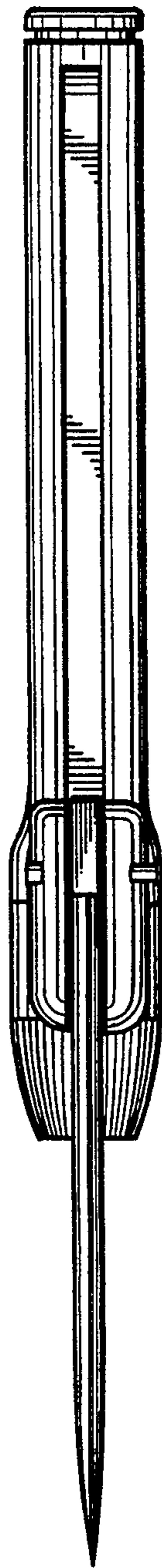


FIG. 2




FIG. 5

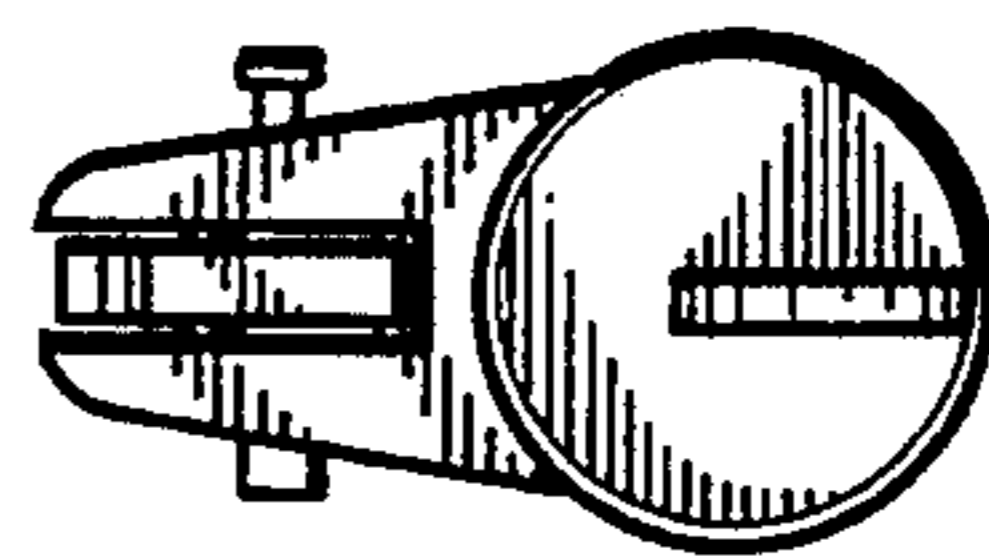


FIG. 6