



US00D353000S

# United States Patent [19]

Bradley, Jr.

[11] Patent Number: **Des. 353,000**

[45] Date of Patent: **\*\* Nov. 29, 1994**

[54] **HOSPITAL BED PAN**

[76] Inventor: **James B. Bradley, Jr.**, 4805 Inverness Dr., Tyler, Tex. 75703

[\*\*] Term: **14 Years**

[21] Appl. No.: **19,332**

[22] Filed: **Feb. 28, 1994**

[52] U.S. Cl. .... **D24/123**

[58] Field of Search ..... 5/463; 4/450, 454, 451; D24/123

4,944,058 7/1990 Carnahan et al. .... 5/90  
 5,079,788 1/1992 Raupp ..... 4/450  
 5,134,737 8/1992 Wyman ..... 5/600  
 5,189,745 3/1993 Workman et al. .... 5/604

*Primary Examiner*—A. Hugo Word  
*Assistant Examiner*—I. Simmons  
*Attorney, Agent, or Firm*—Ross, Howison, Clapp & Korn

### [57] CLAIM

The ornamental design for hospital bed pan, as shown and described.


### [56] References Cited

#### U.S. PATENT DOCUMENTS

D. 216,059 11/1969 Rickmeier, Jr. .... D24/123  
 1,973,160 9/1934 Wagner ..... 5/463 X  
 2,537,906 1/1951 Over ..... 5/463  
 3,713,178 1/1973 Mallette ..... 4/451  
 3,959,833 6/1976 Burke ..... 5/90  
 4,334,330 6/1982 Marshall ..... 4/450 X  
 4,631,762 12/1986 Fugett ..... 5/90

### DESCRIPTION

FIG. 1 is a perspective view of my new hospital bed pan;  
 FIG. 2 is an enlarged front elevational view thereof;  
 FIG. 3 is an enlarged rear elevational view thereof;  
 FIG. 4 is an enlarged left side elevational view thereof, the right side being a mirror image thereof;  
 FIG. 5 is a top plan view thereof; and,  
 FIG. 6 is a bottom plan view thereof.



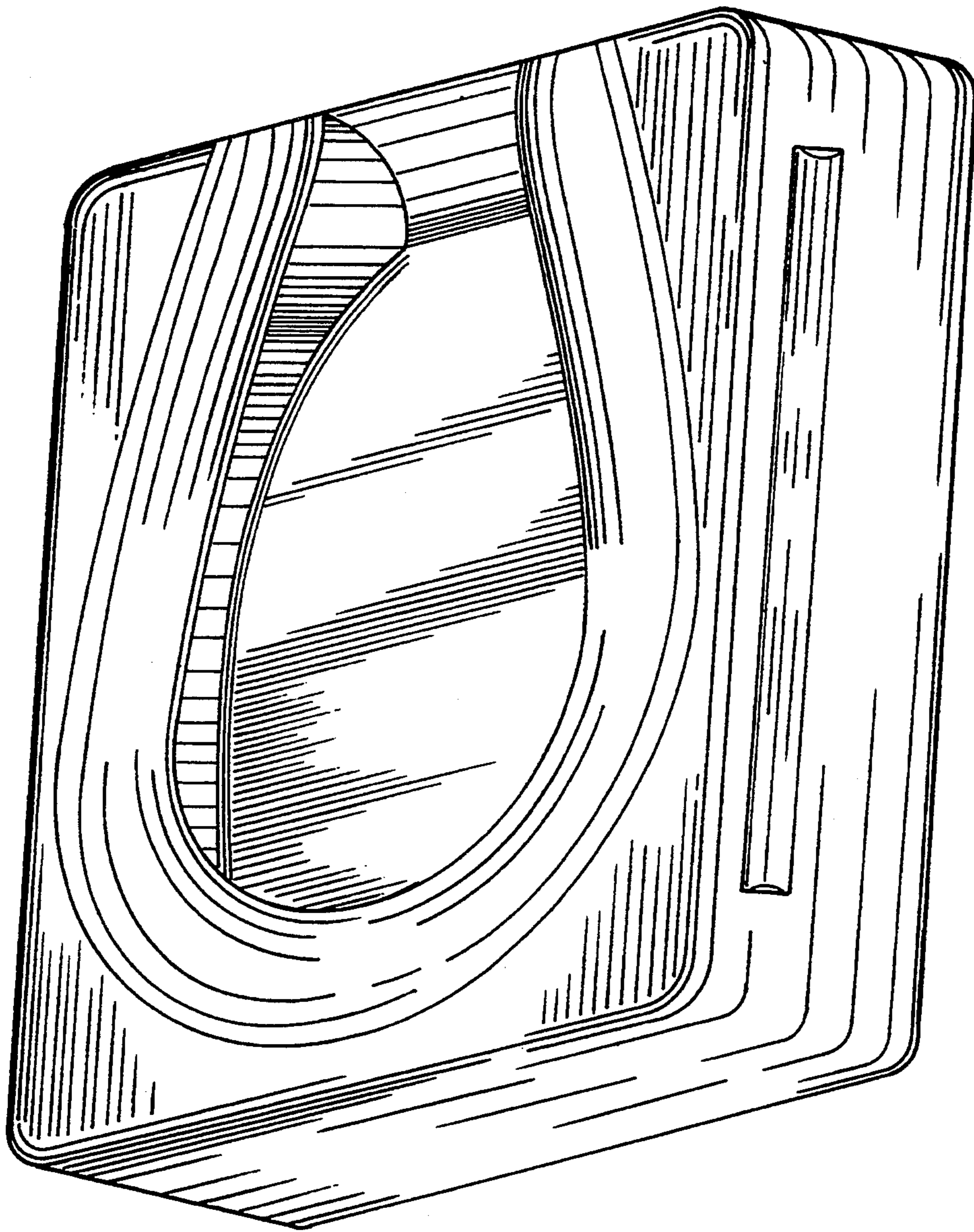


FIGURE 1

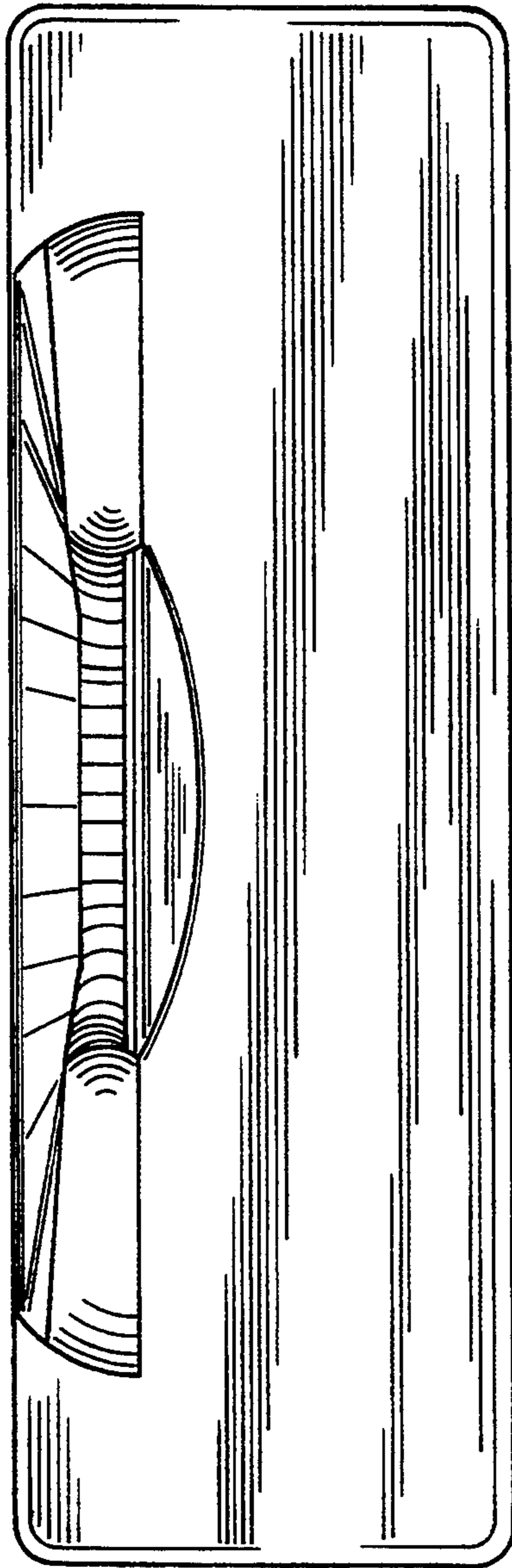


FIGURE 2

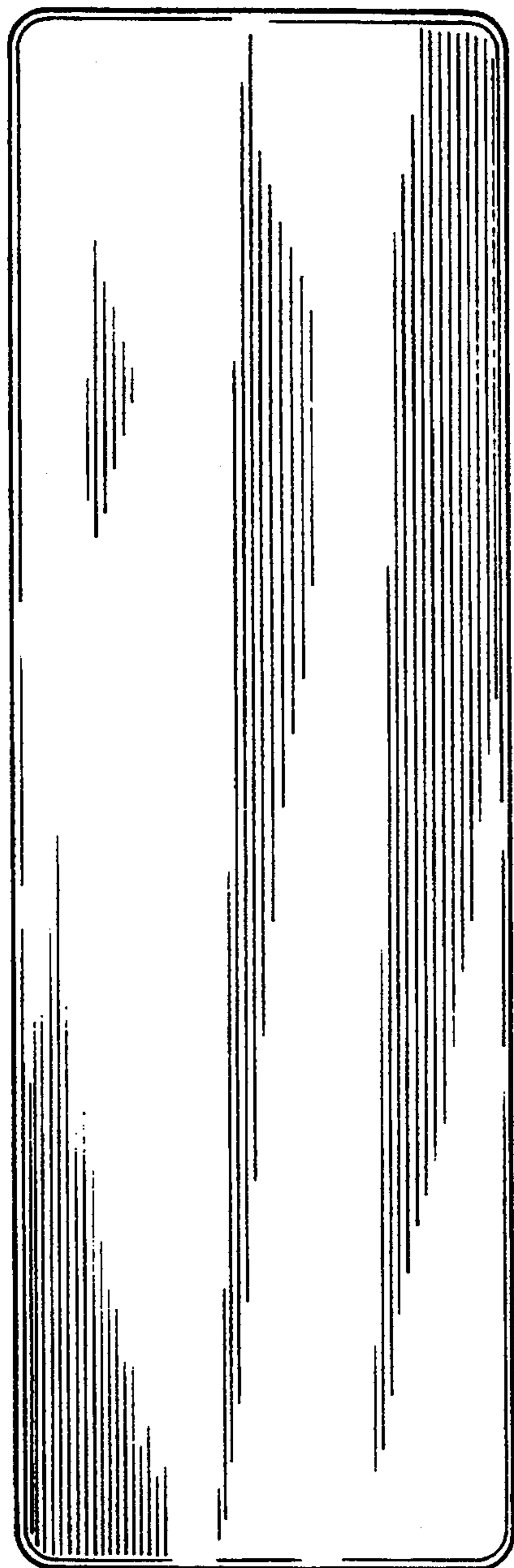



FIGURE 3





**FIGURE 4**

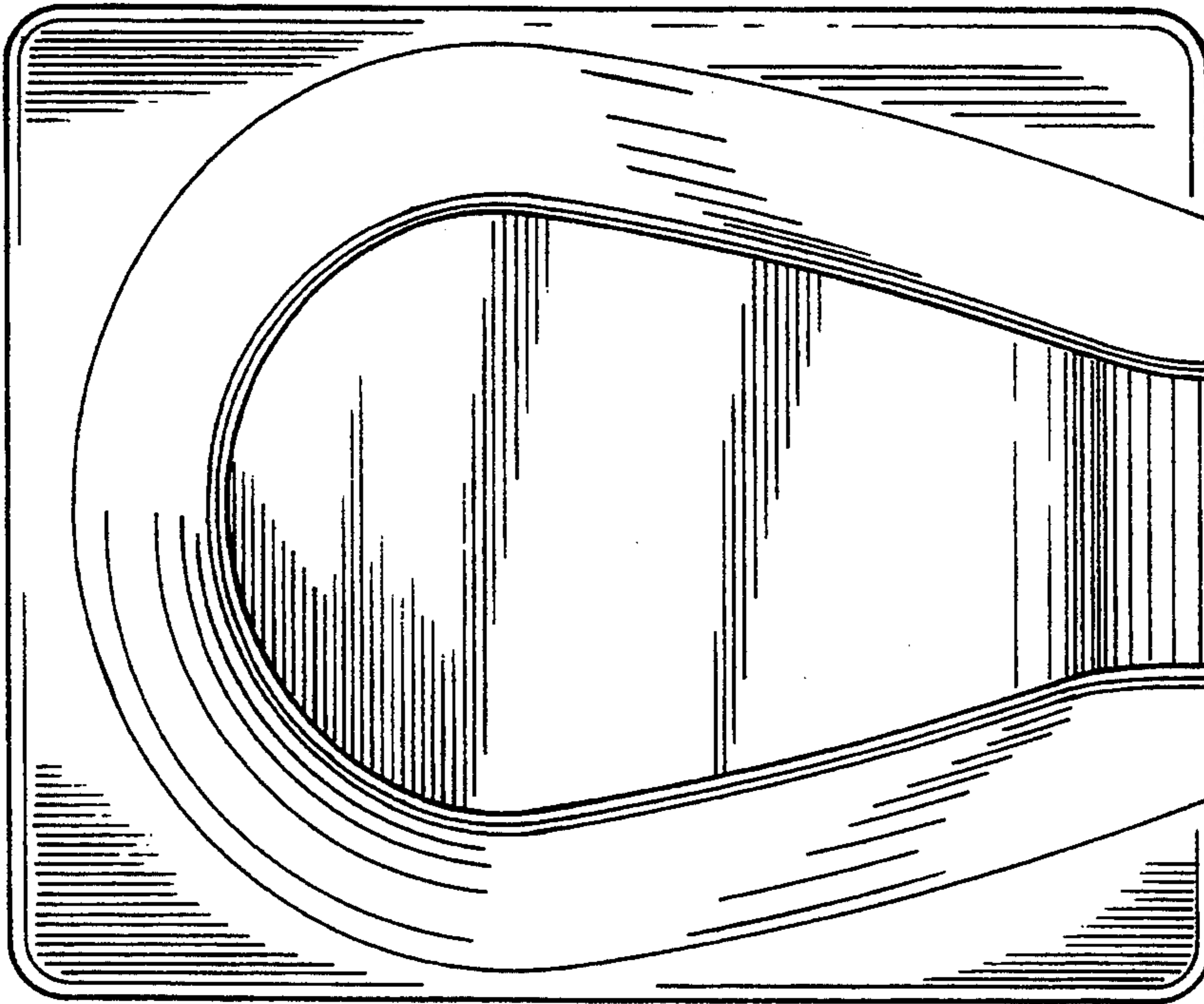
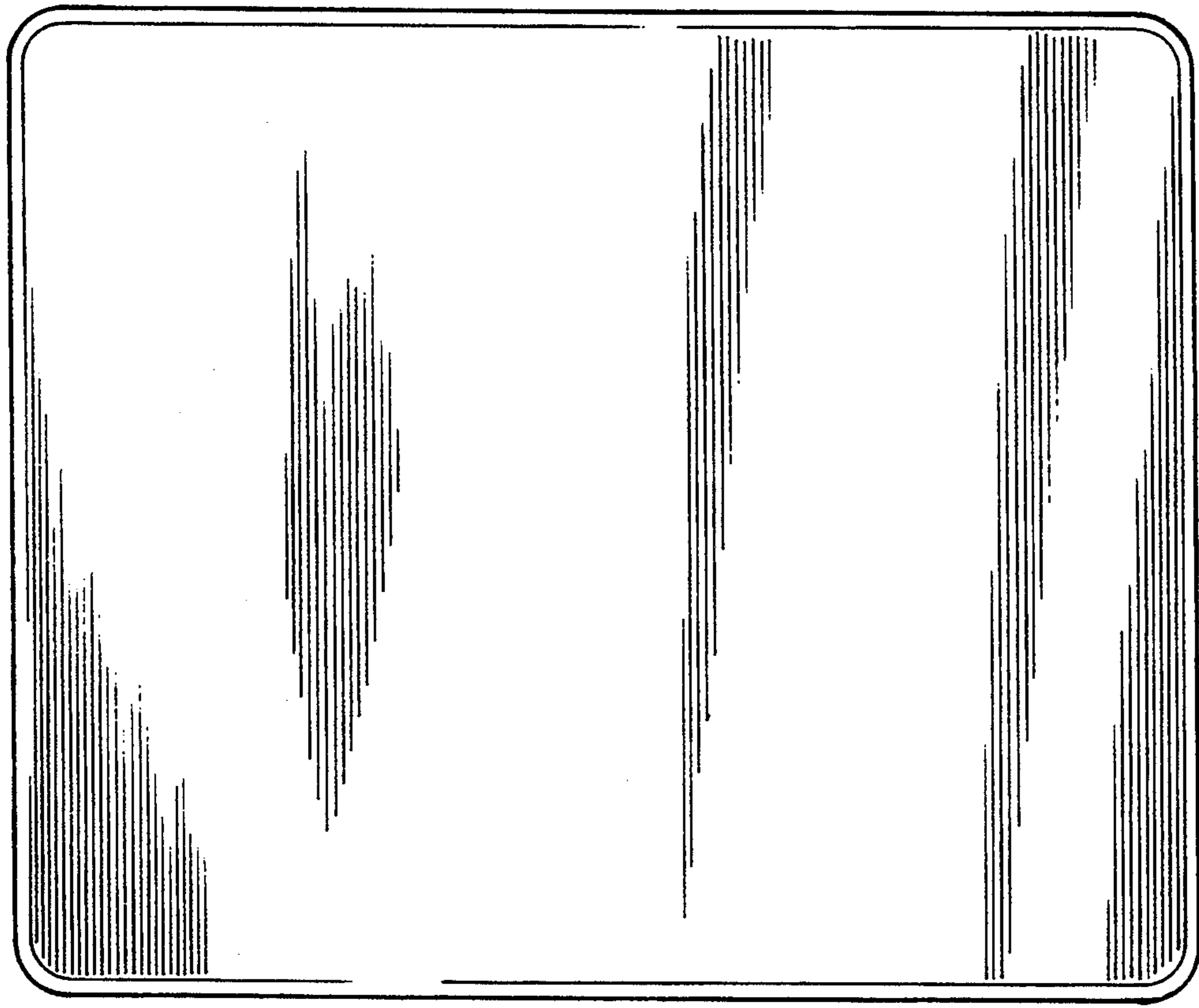


FIGURE 5



**FIGURE 6**