



US00D352987S

United States Patent [19]

[11] Patent Number: **Des. 352,987**

Stanley

[45] Date of Patent: **** Nov. 29, 1994**

[54] **COMBINED KNIFE AND FIELD DRESSING TOOL**

1,037,648	9/1912	Marzak	D22/149 X
3,241,236	3/1966	Capps	D22/118 X
4,607,432	8/1986	Montgomery	30/294
4,763,416	8/1988	Copeland	30/294

[76] Inventor: **Edward C. Stanley**, 4902 E. Parker Rd., Parker, Tex. 75002

[**] Term: **14 Years**

Primary Examiner—A. Hugo Word
Assistant Examiner—Doris V. Coles
Attorney, Agent, or Firm—Ross, Howison, Clapp & Korn

[21] Appl. No.: **7,609**

[22] Filed: **Apr. 27, 1993**

[52] U.S. Cl. **D22/118**

[58] Field of Search **D7/649, 693, 650; 30/287, 294; D22/118, 149, 199**

[57] **CLAIM**

The ornamental design for combined knife and field dressing tool, as shown and described.

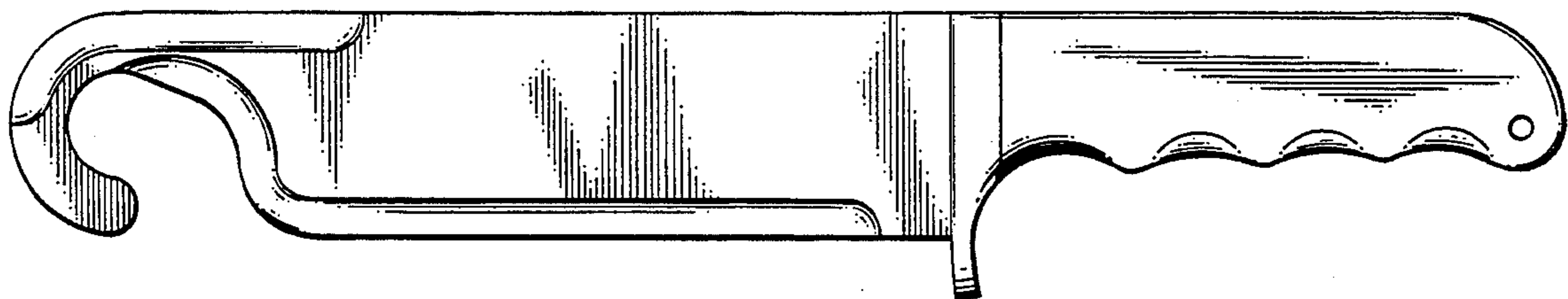
[56] **References Cited**

DESCRIPTION

U.S. PATENT DOCUMENTS

- | | | | |
|------------|---------|-------------------|---------|
| D. 154,482 | 7/1949 | Hill | D22/118 |
| D. 186,313 | 10/1959 | Hill | D22/118 |
| D. 189,533 | 1/1961 | Bohlmann | D22/118 |
| D. 296,577 | 7/1988 | Schandua | D22/118 |
| D. 330,933 | 11/1992 | Jones | D22/149 |
| D. 346,422 | 4/1994 | Seber et al. | D22/118 |

FIG. 1 is a top plan view of a combined knife and field dressing tool showing my new design;
FIG. 2 is a front elevational view thereof;
FIG. 3 is a bottom plan view thereof;
FIG. 4 is a rear elevational view thereof;
FIG. 5 is a left end view thereof; and,
FIG. 6 is a right end view thereof.






FIG. 1

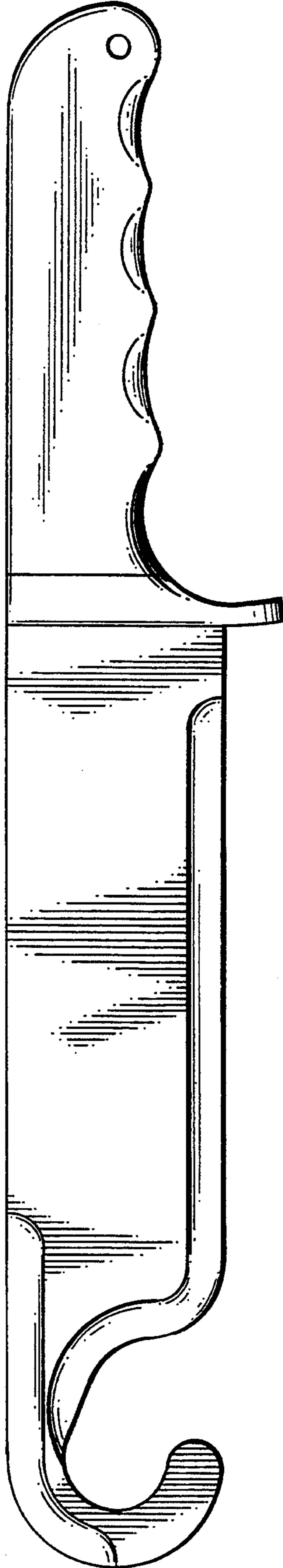


FIG. 2

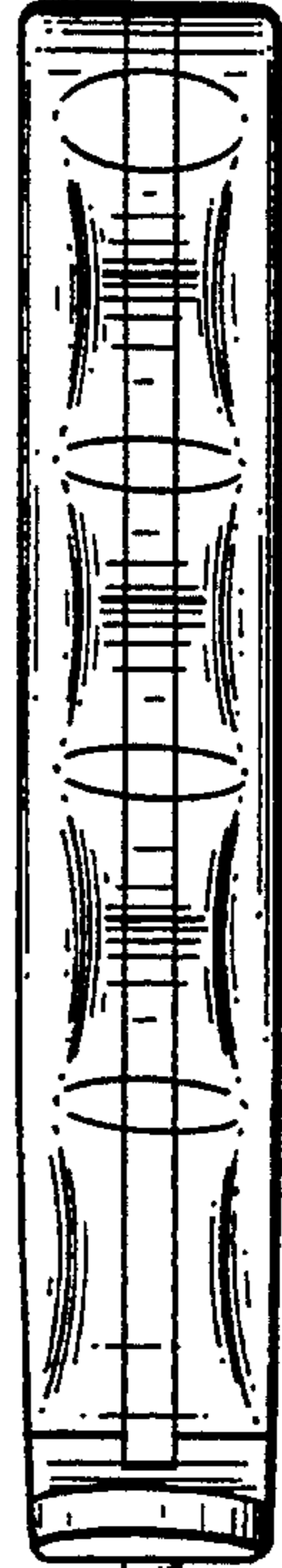


FIG. 3

FIG. 4

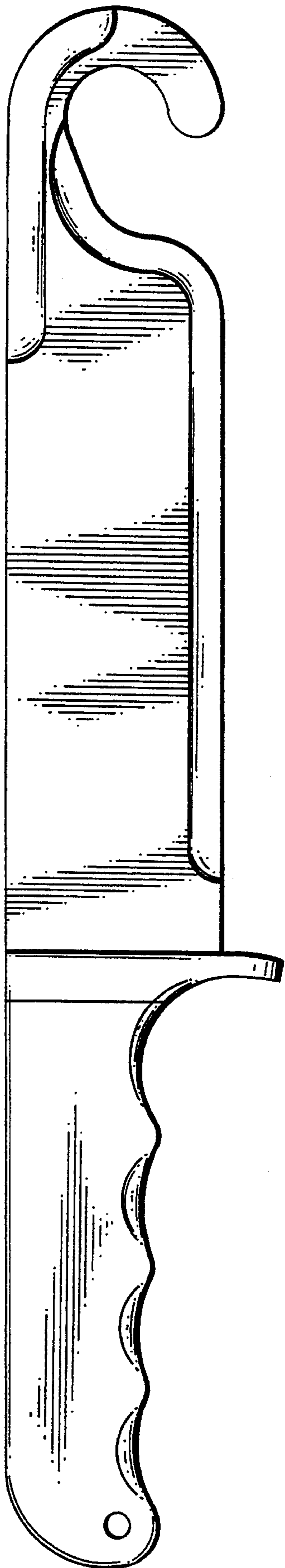


FIG. 5

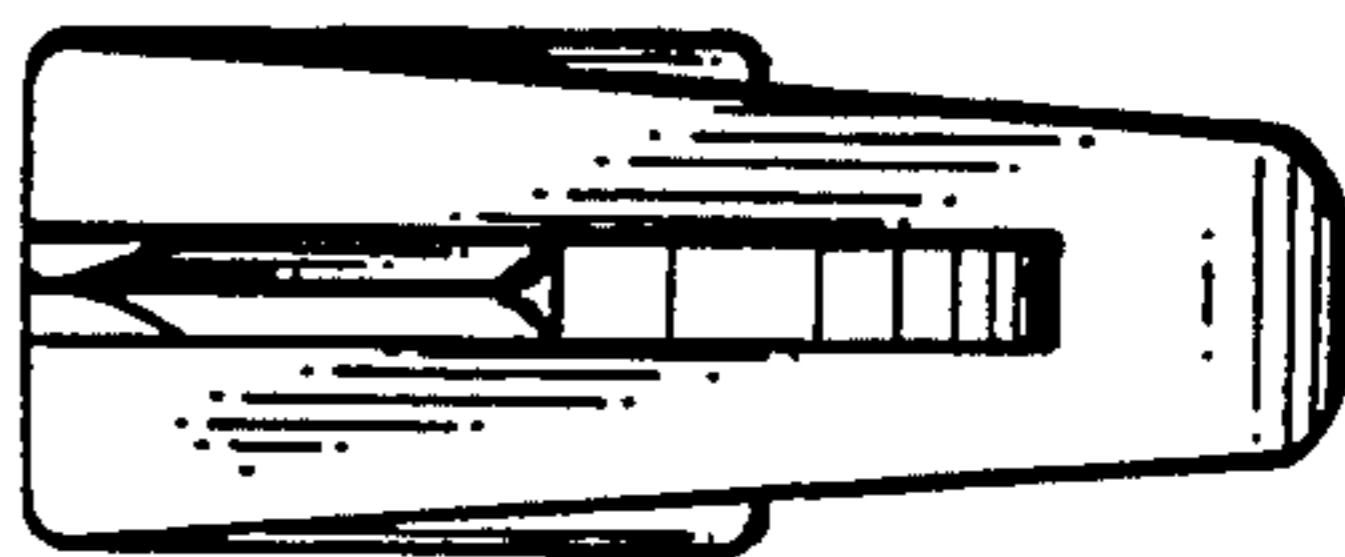


FIG. 6

