



US00D352971S

# United States Patent [19]

[11] Patent Number: **Des. 352,971**

Lee et al.

[45] Date of Patent: **\*\* Nov. 29, 1994**

[54] TOY

[76] Inventors: **Dennis C. Lee; Veredith A. Keller,**  
both of 791 Tremont St. W214,  
Boston, Mass. 02118

[\*\*] Term: **14 Years**

[21] Appl. No.: **2,355**

[22] Filed: **Dec. 9, 1992**

[52] U.S. Cl. .... **D21/59**

[58] Field of Search ..... **446/486, 396, 431;**  
**D7/624; 210/163; 4/287, 292, 295; D21/59;**  
**D11/121, 131**

[56] **References Cited**

**U.S. PATENT DOCUMENTS**

1,963,054 6/1934 Powers ..... **D11/121 X**  
2,415,012 1/1947 James ..... **446/486**

*Primary Examiner*—Bernard Ansher  
*Assistant Examiner*—Dominic Simone  
*Attorney, Agent, or Firm*—Fish & Richardson

[57] **CLAIM**

The ornamental design for the toy, as shown and described.

**DESCRIPTION**

FIG. 1 is a perspective view of a toy showing our new design;  
FIG. 2 is a top view of the toy shown in FIG. 1;  
FIG. 3 is a bottom view of the toy shown in FIG. 1;  
FIG. 4 is a side elevational view of the toy shown in FIG. 1;  
FIG. 5 is an exploded view thereof; and,  
FIG. 6 is a perspective view of the toy in an alternate position.


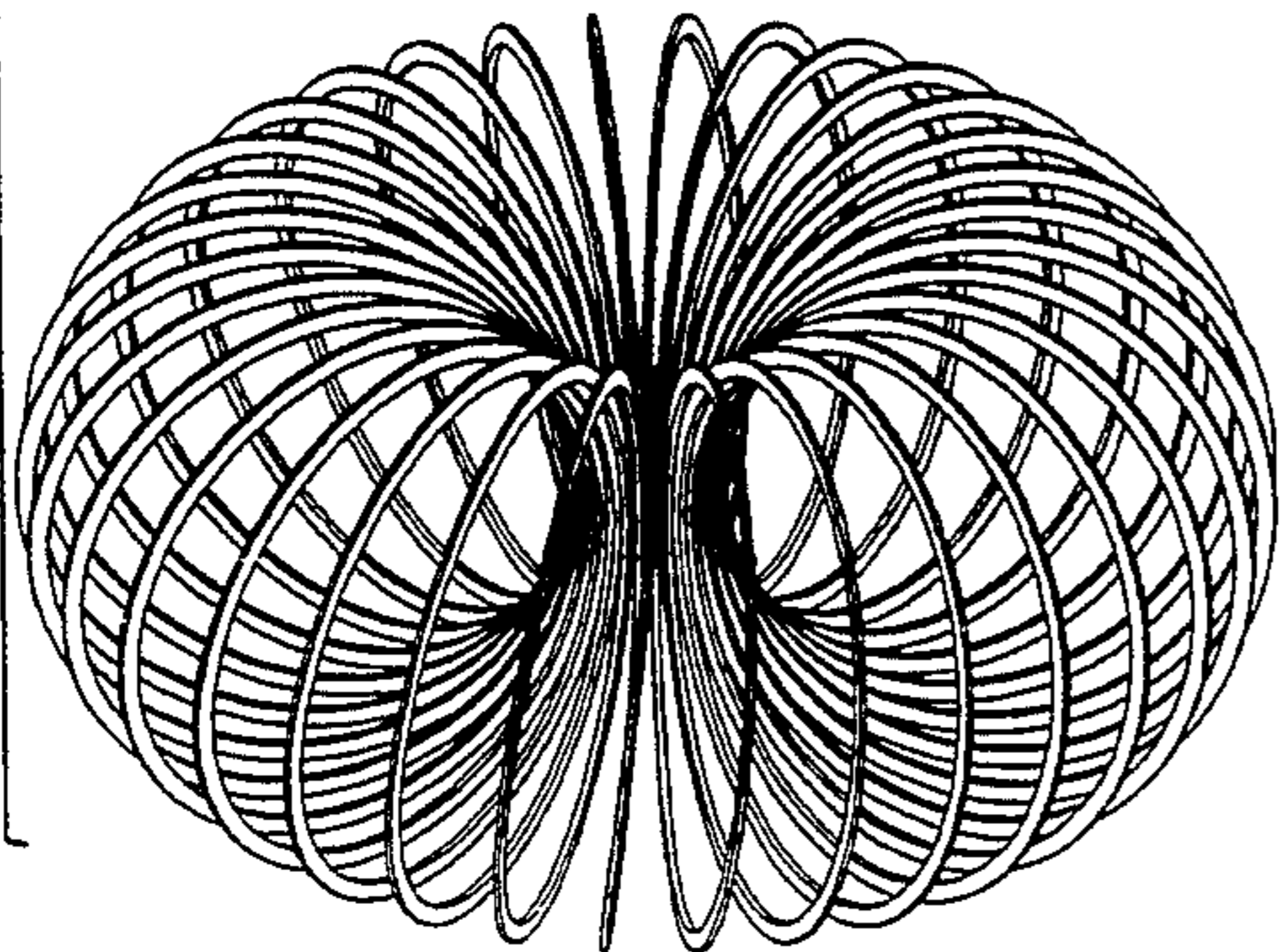

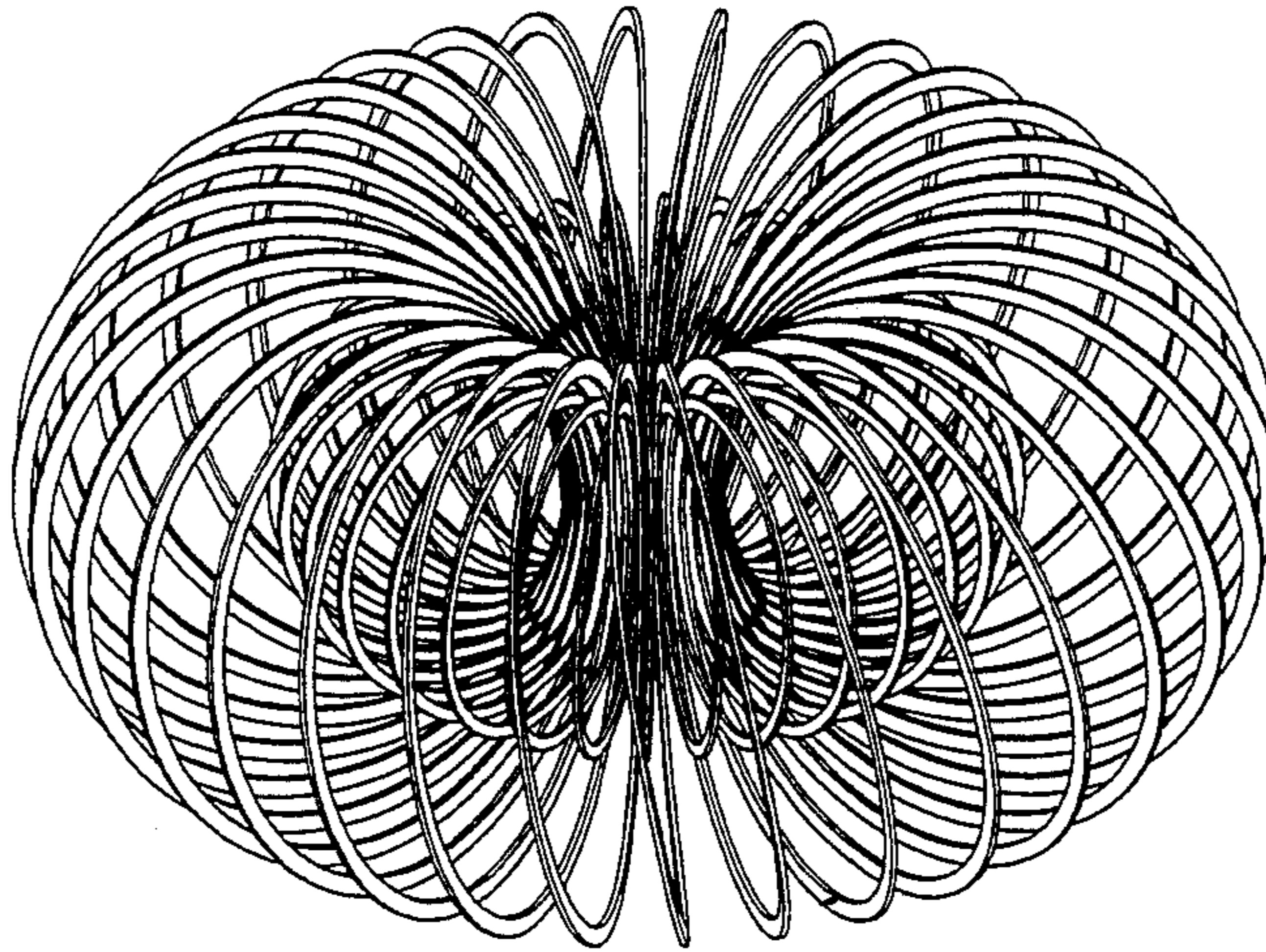


FIG. 1





FIG. 2






FIG. 3

FIG. 4




FIG. 5

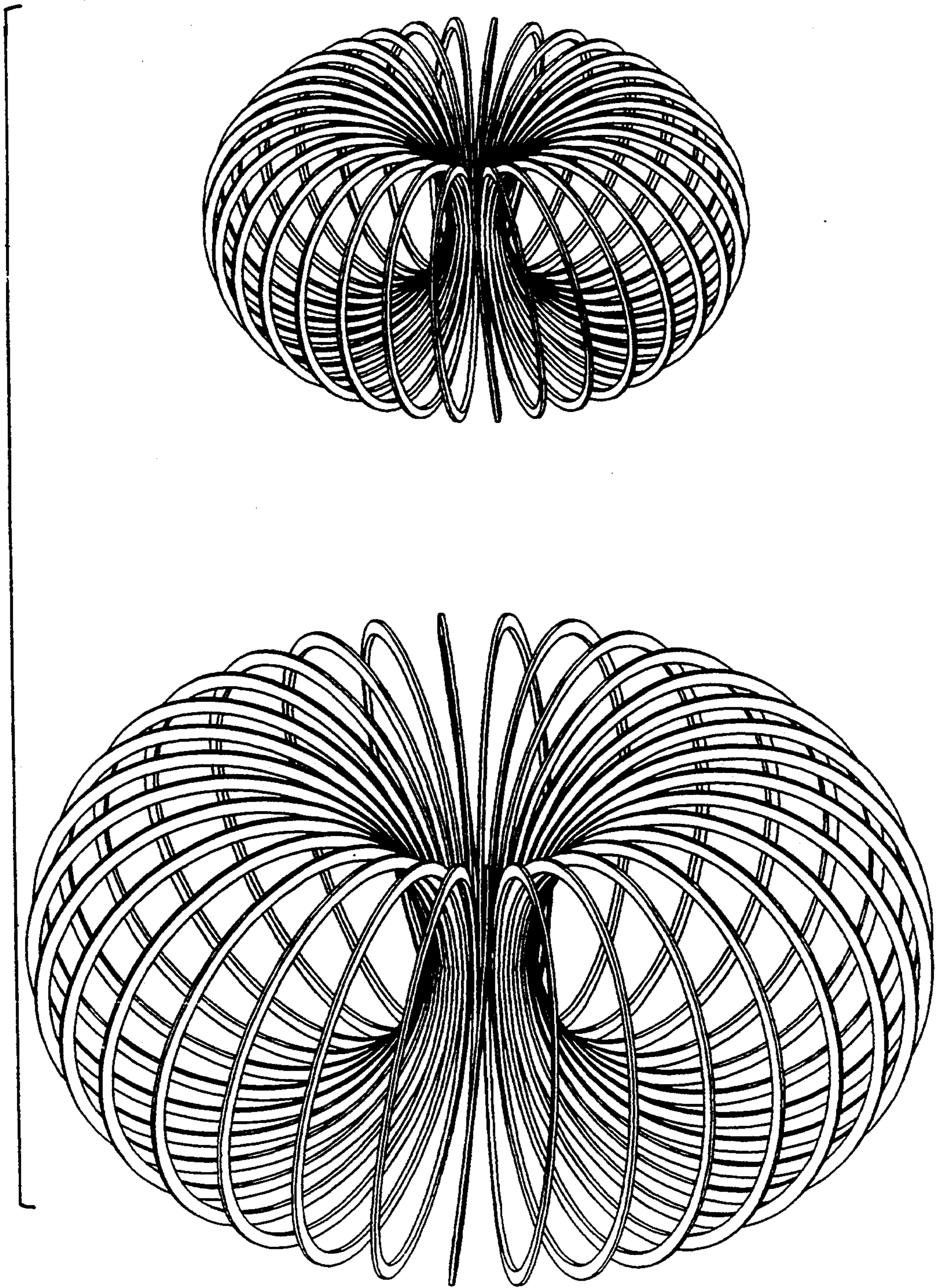


FIG. 6

