



US00D352966S

United States Patent [19]

[11] Patent Number: Des. 352,966

Vana et al.

[45] Date of Patent: ** Nov. 29, 1994

[54] PAPERWEIGHT

[76] Inventors: William H. Vana, P.O. Box 847, Lakeside, Calif. 92040-0847; Raymond E. Fulbright, 1225 E. Washington, El Cajon, Calif. 92019

[**] Term: 14 Years

[21] Appl. No.: 728,932

[22] Filed: Jul. 11, 1991

[52] U.S. Cl. D19/96; D11/131

[58] Field of Search D9/431, 432; 273/161; 428/542.2, 542.4, 542.8, 13; D11/131, 157; D19/26, 65, 95, 96, 67, 97, 84, 80, 100; D10/64, 62, 61

[56] References Cited

U.S. PATENT DOCUMENTS

- D. 70,173 5/1926 Holtz D19/97
- D. 75,220 5/1928 Dahlstrom D19/97
- D. 79,190 8/1929 Hanle .
- D. 91,470 2/1934 Schoedler D19/84

- D. 104,669 5/1937 Sengbusch D19/84 X
- D. 122,265 9/1940 Hanle D19/84
- D. 222,304 10/1971 Smith D19/26 X
- D. 242,693 12/1976 Kennedy D10/62
- D. 257,717 12/1980 Haber D9/432
- D. 275,468 9/1984 Grant D11/157
- D. 289,663 5/1987 Zucker D19/84
- D. 317,263 6/1991 Rothman D10/6 X
- 1,741,692 12/1929 Garaja 428/13

Primary Examiner—Martie Thompson
Attorney, Agent, or Firm—David L. Baker

[57] CLAIM

The ornamental design for a paperweight, as shown.

DESCRIPTION

FIG. 1 is a perspective view of a paperweight showing our new design;
FIG. 2 is a top plan view;
FIG. 3 is a bottom plan view; and,
FIG. 4 is a front elevational view thereof.
The indicia depicted by means of broken lines in FIGS. 2 and 4 is shown for illustrative purposes only and forms no part of the claimed design.

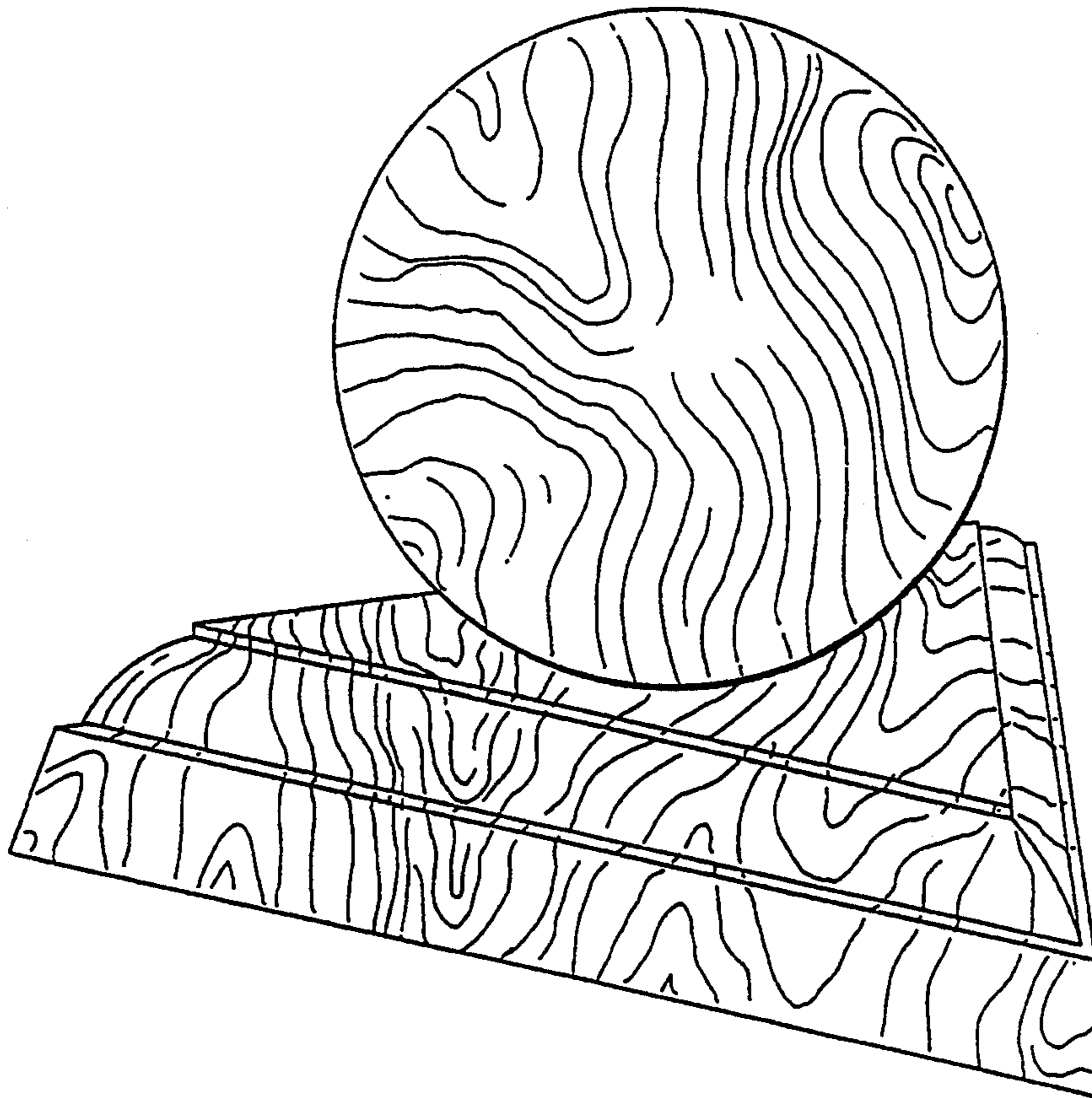


FIG. 1


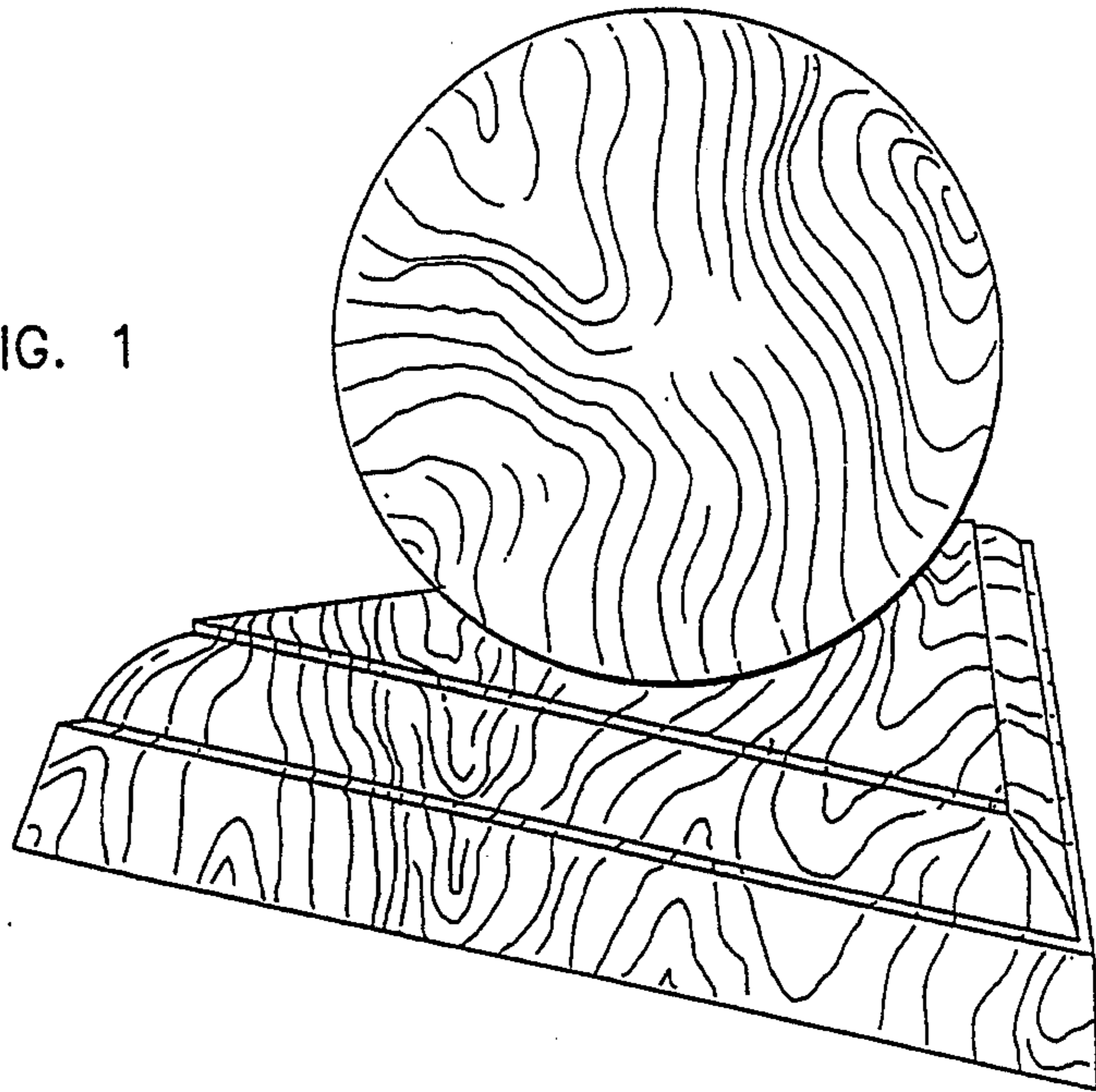


FIG. 2

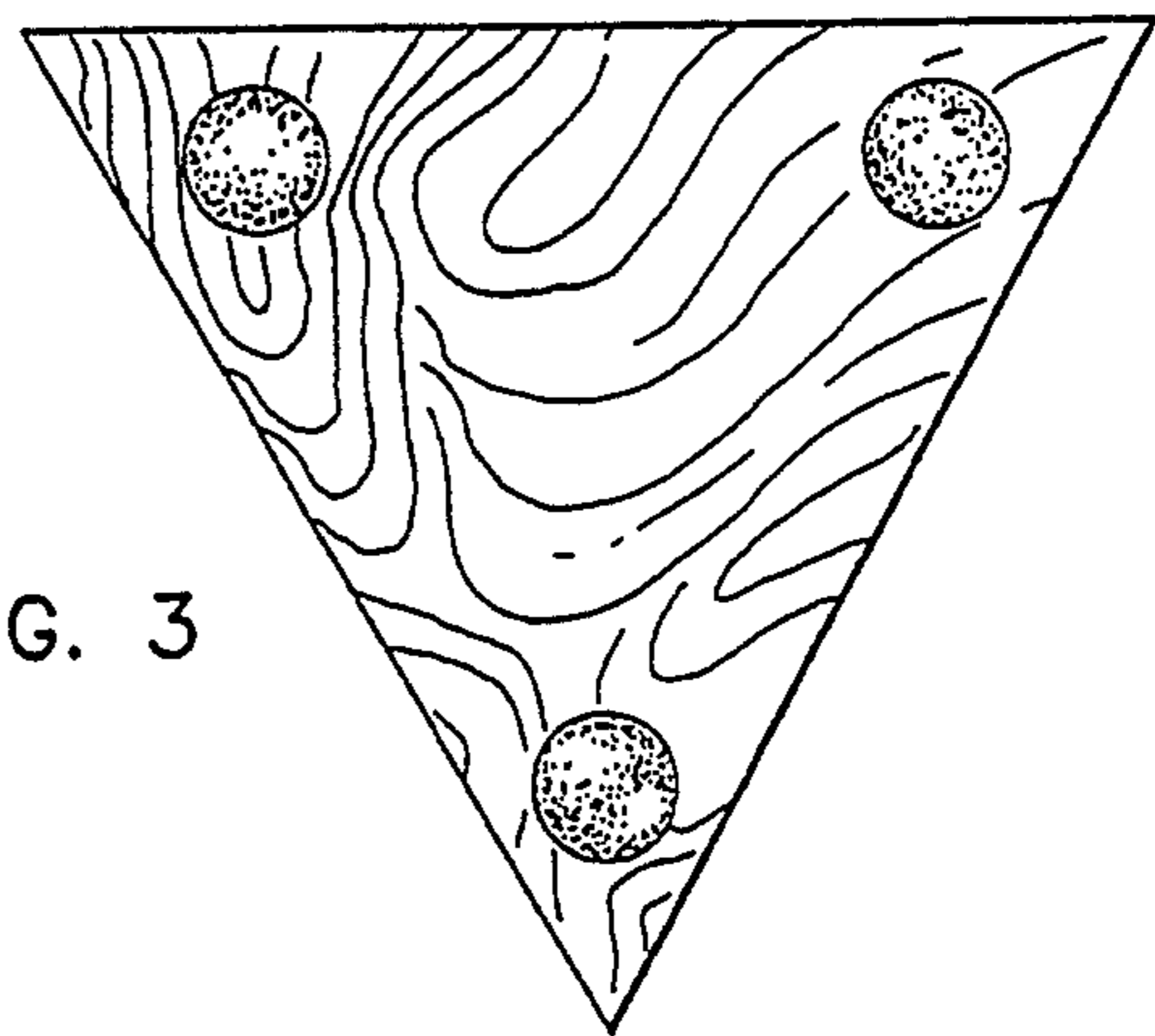


FIG. 3




FIG. 4