



US00D352946S

# United States Patent [19]

[11] Patent Number: **Des. 352,946**

Nensel et al.

[45] Date of Patent: **\*\* Nov. 29, 1994**

[54] **MICROPHONE HOUSING**

[75] Inventors: **Phillip R. Nensel**, Lake Zurich;  
**Bruce D. Hillier**, Hawthorn Woods,  
both of Ill.; **Kyu D. Kim**, Bloomfield  
Hills, Mich.

[73] Assignee: **Motorola, Inc.**, Schaumburg, Ill.

[\*\*] Term: **14 Years**

[21] Appl. No.: **3,636**

[22] Filed: **Jan. 11, 1993**

[52] U.S. Cl. .... **D14/225**

[58] Field of Search ..... 381/91, 122, 168, 169;  
D14/225-229

D. 303,116 8/1989 Richards et al. .  
D. 321,692 11/1991 Siddoway et al. .  
D. 324,388 3/1992 Pulio, Jr. et al. .  
3,370,236 2/1968 Walker et al. .  
4,410,772 10/1983 Sato ..... 381/169

### OTHER PUBLICATIONS

Motorola, Inc., Service Manual No. 68P81117E63-0,  
Nov. 1985, pp. 1-4.

*Primary Examiner*—B. J. Bullock  
*Attorney, Agent, or Firm*—Dale B. Halling; Rolland R.  
Hackbart

[57] **CLAIM**

The ornamental design for a microphone housing, as  
shown and described.

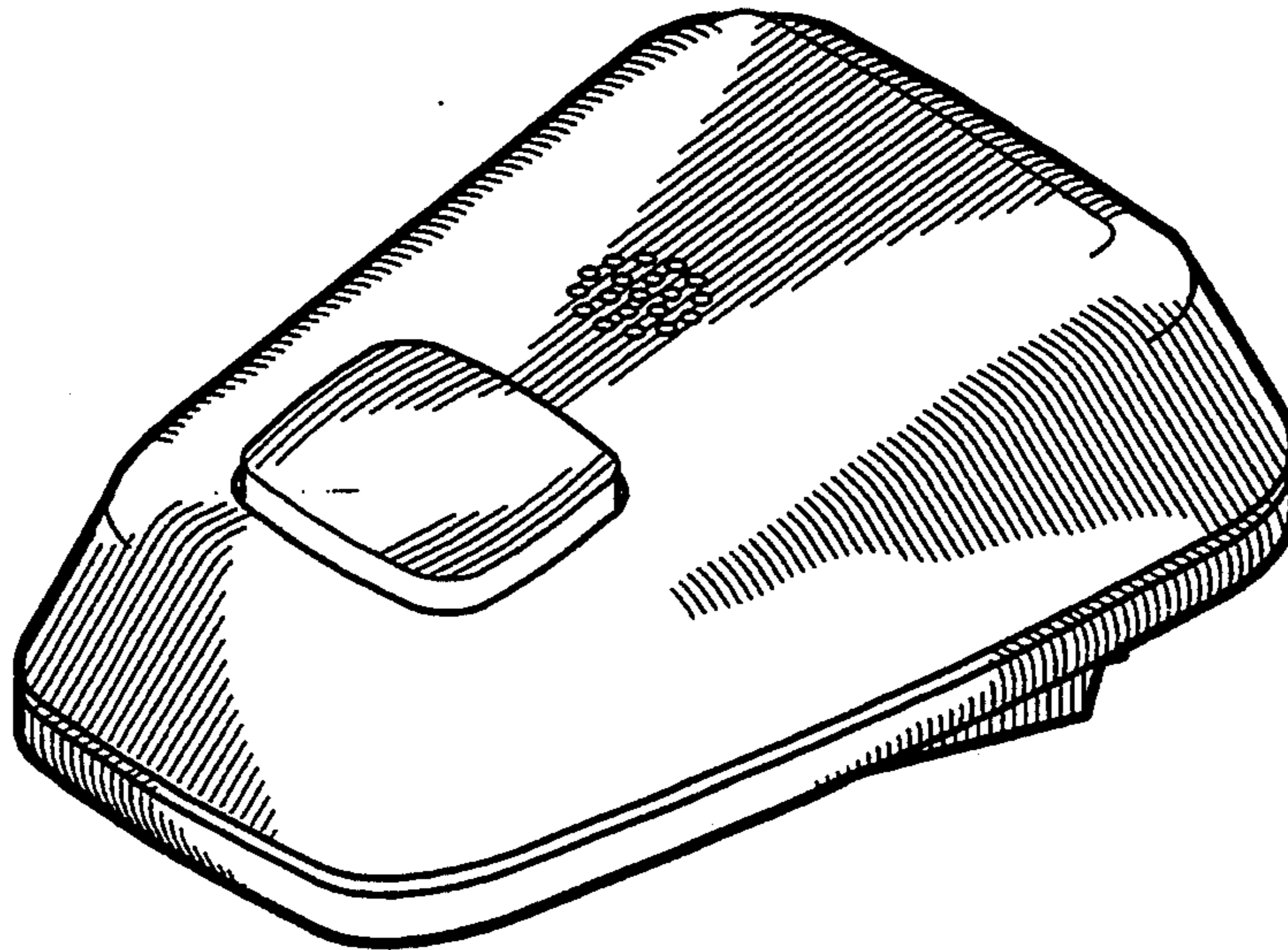
### DESCRIPTION

FIG. 1 is a top, front, and right side perspective view of  
said microphone housing showing our new design;  
FIG. 2 is a reduced left side elevational view of our new  
design;  
FIG. 3 is a reduced bottom plan view of our new de-  
sign; and,  
FIG. 4 is a reduced rear elevational view of our new  
design.

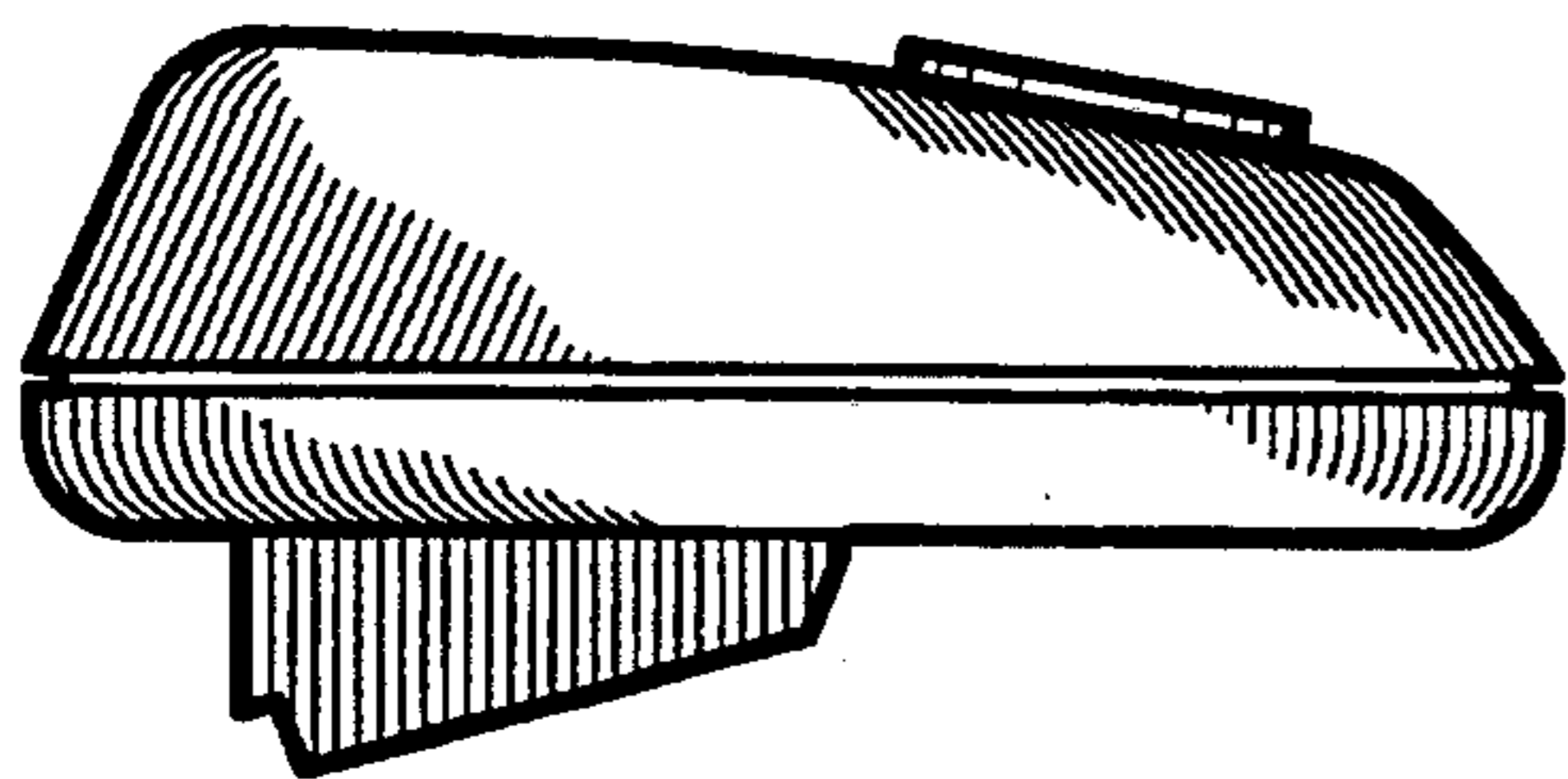
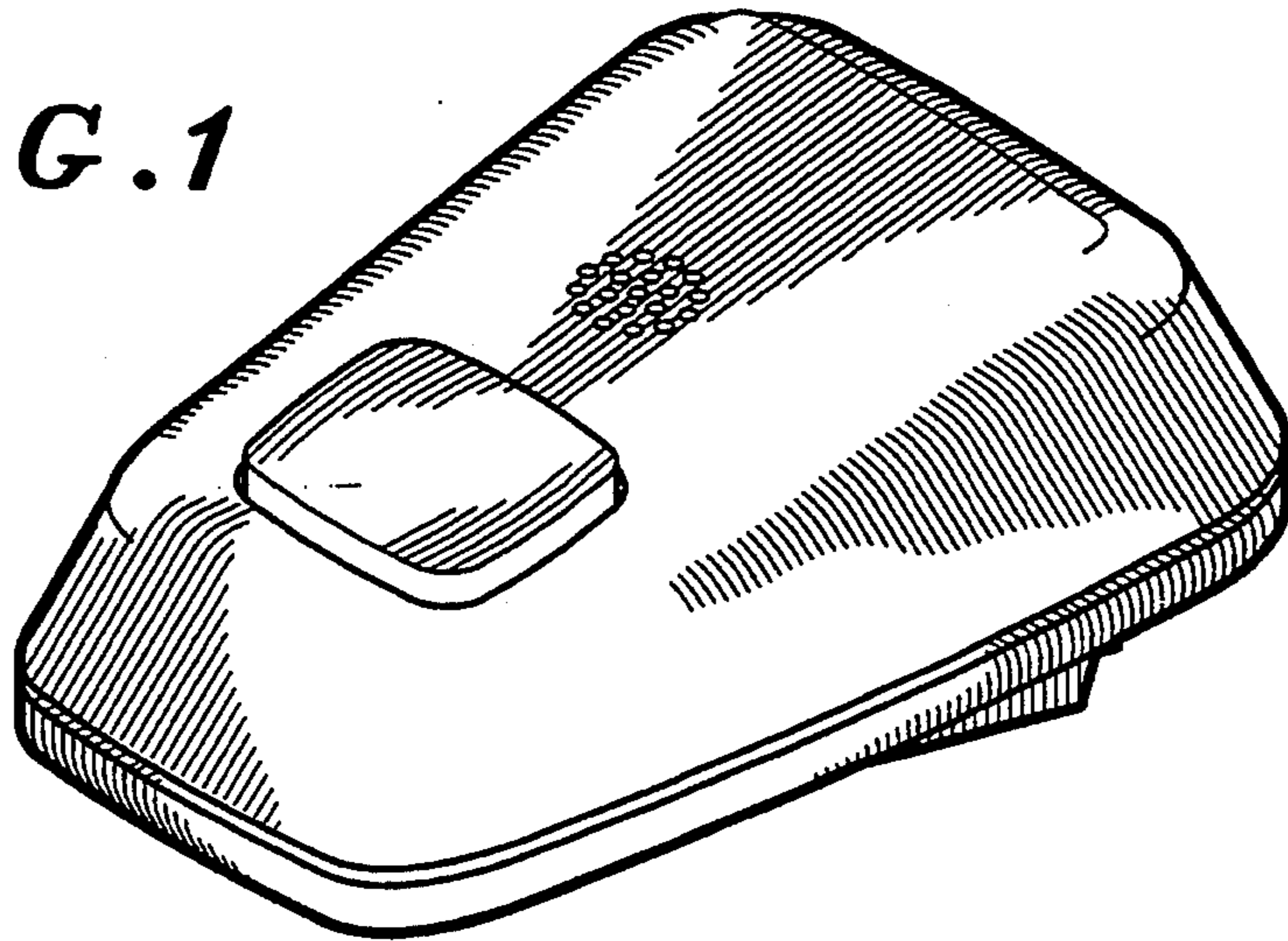
[56] **References Cited**

#### U.S. PATENT DOCUMENTS

D. 226,010 1/1973 Podall ..... D14/225  
D. 234,957 4/1975 Huntington et al. .... D14/225  
D. 247,668 4/1978 Furst et al. .  
D. 248,231 6/1978 Goldman et al. .  
D. 280,323 8/1985 Scheid et al. .  
D. 281,419 11/1985 Nagele .  
D. 291,078 7/1987 Scheid et al. .  
D. 299,024 12/1988 Richards et al. .

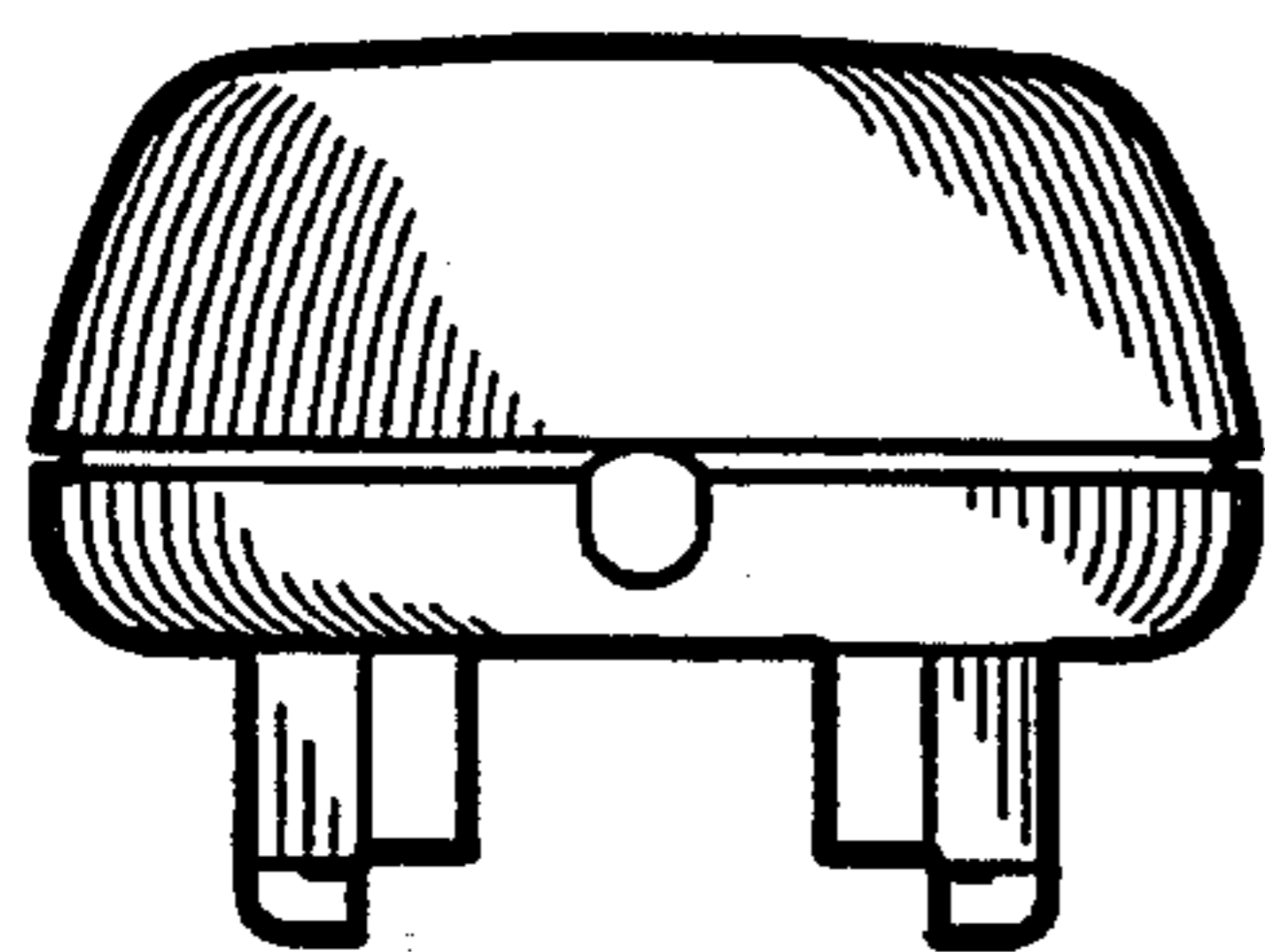
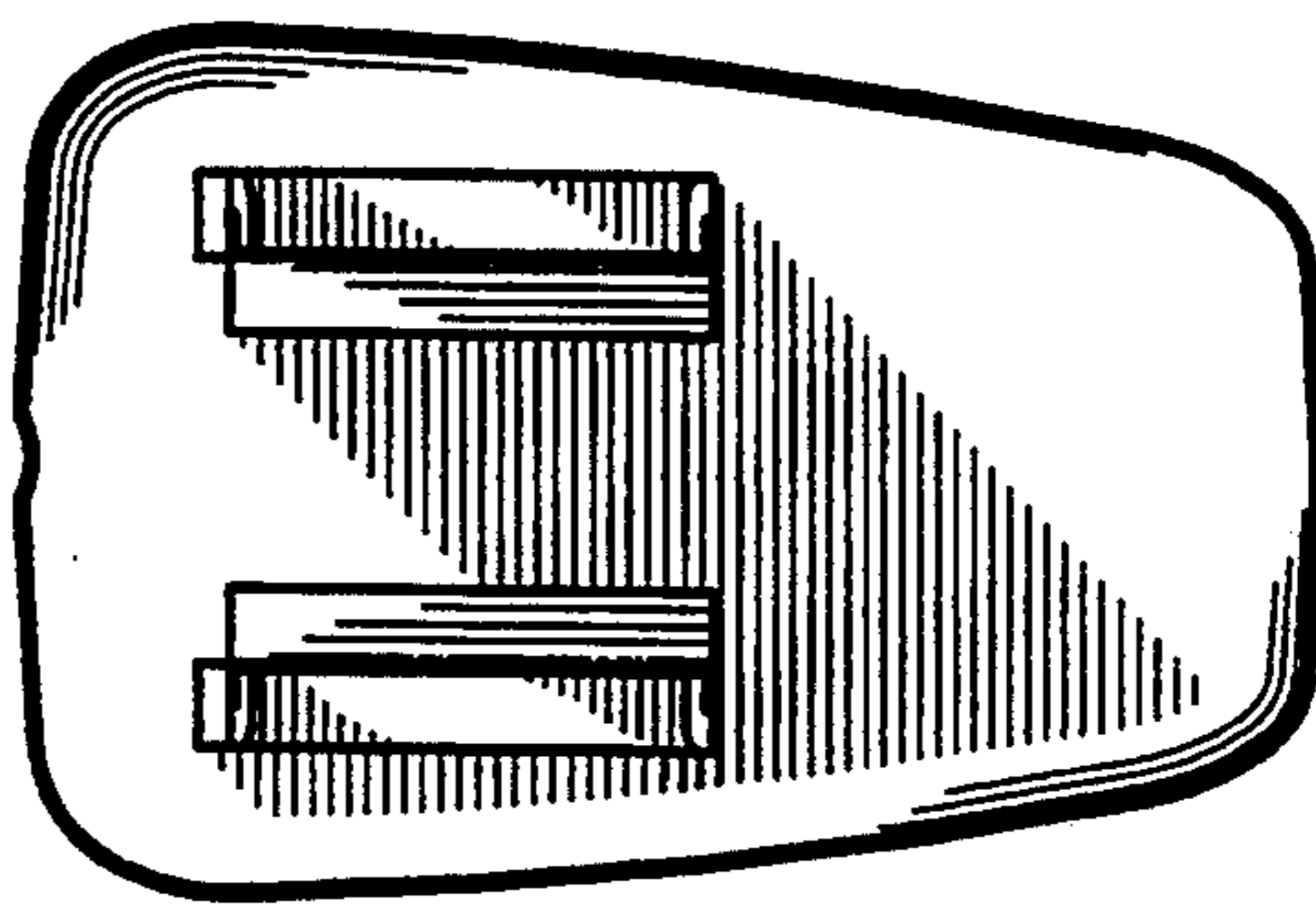


*FIG. 1*



*FIG. 2*

*FIG. 3*



*FIG. 4*