



US00D352939S

United States Patent [19]

[11] Patent Number: **Des. 352,939**

Karlin

[45] Date of Patent: **** Nov. 29, 1994**

[54] **OPTICAL SCANNER**

[75] Inventor: **James H. Karlin**, Monroe County, N.Y.

[73] Assignee: **PSC, Inc.**, Webster, N.Y.

[**] Term: **14 Years**

[21] Appl. No.: **13,987**

[22] Filed: **Oct. 7, 1993**

[52] U.S. Cl. **D14/116**

[58] Field of Search 235/375, 378, 385, 454, 235/462, 472, 486; 354/80-82; 382/58-69; 250/203.1, 216, 566, 568; D14/100, 114, 116; D26/37, 45, 50

[56] **References Cited**

U.S. PATENT DOCUMENTS

- D. 288,337 2/1987 Sloan D14/116 X
- D. 318,291 7/1991 Ohnumata D14/116 X

- D. 319,228 8/1991 Mori et al. D14/116
- D. 319,436 8/1991 Matsushita D14/116
- D. 319,824 9/1991 Riddeford D14/116
- D. 320,981 10/1991 Conversano et al. D14/116
- D. 343,829 2/1994 Okuda et al. D14/116

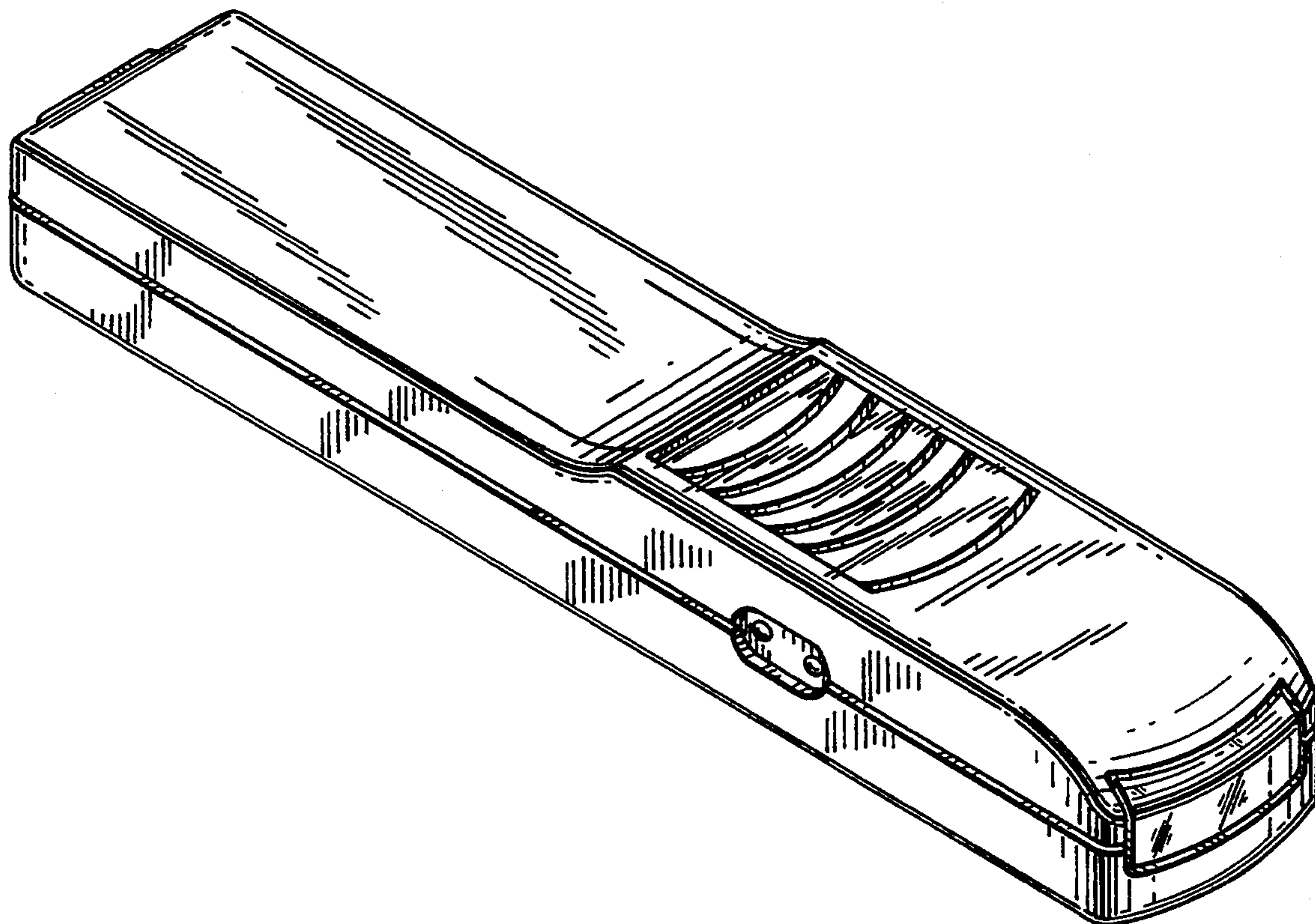
Primary Examiner—Wallace R. Burke
Assistant Examiner—M. H. Tung
Attorney, Agent, or Firm—Joseph F. Murphy

[57] **CLAIM**

The ornamental design for optical scanner, as shown.

DESCRIPTION

FIG. 1 is a top, front, right side perspective view;
FIG. 2 is a top plan view;
FIG. 3 is a right side view;
FIG. 4 is a front view;
FIG. 5 is a left side view;
FIG. 6 is a rear view; and,
FIG. 7 is a bottom plan view.



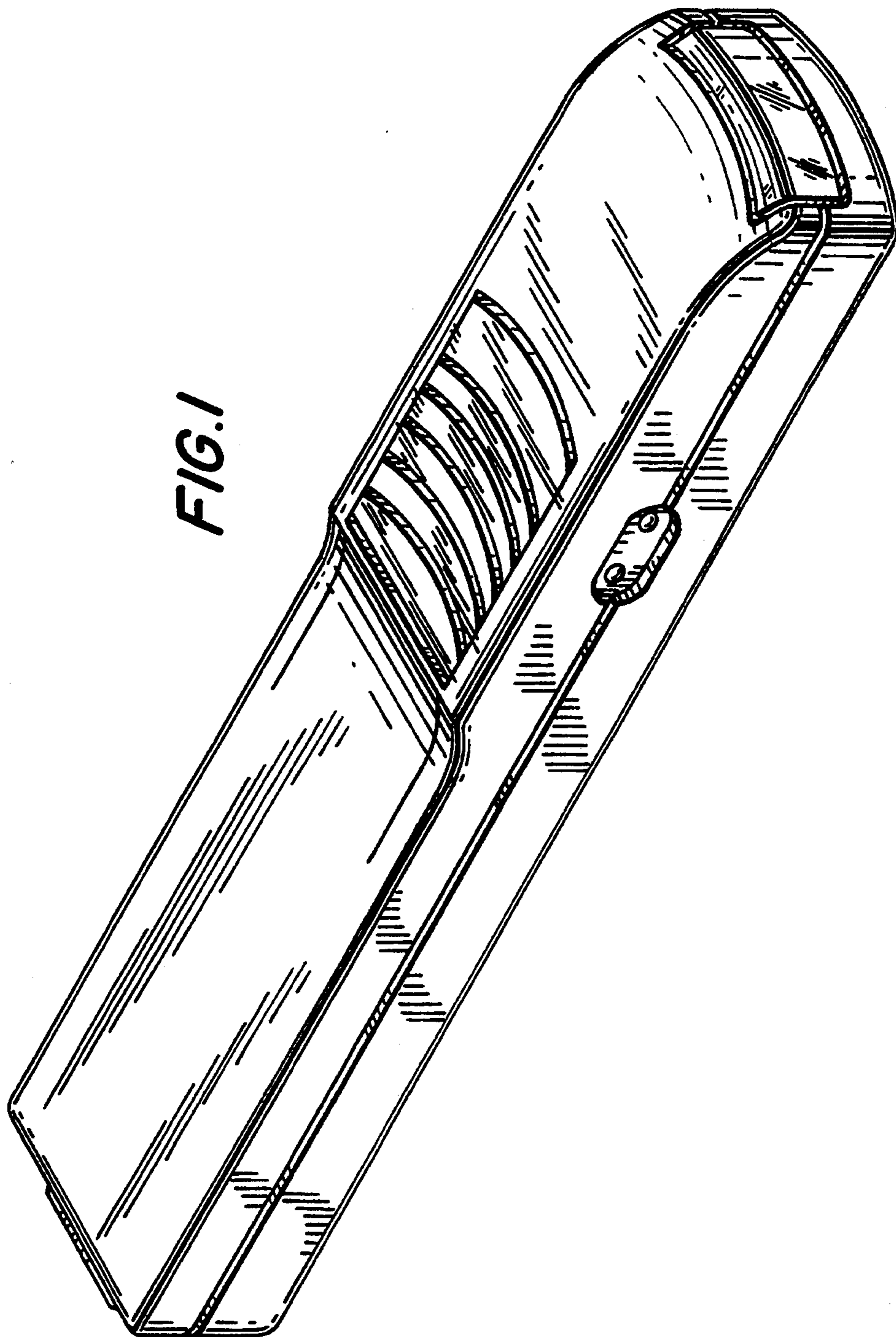


FIG. 1

FIG. 2




FIG. 3

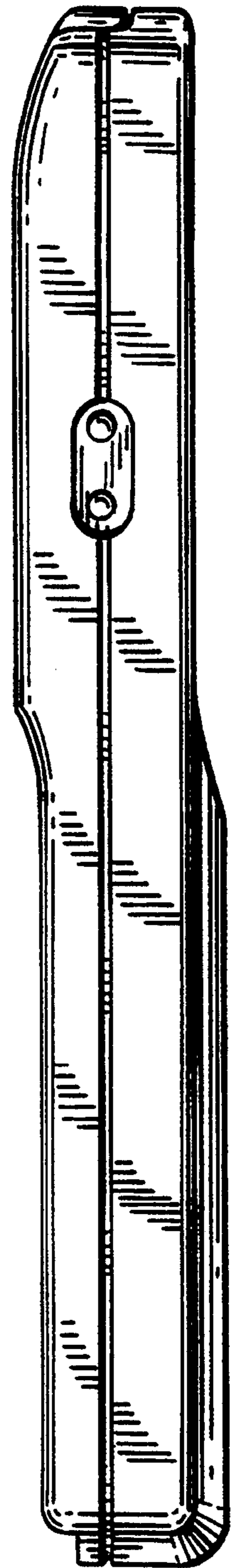


FIG. 4

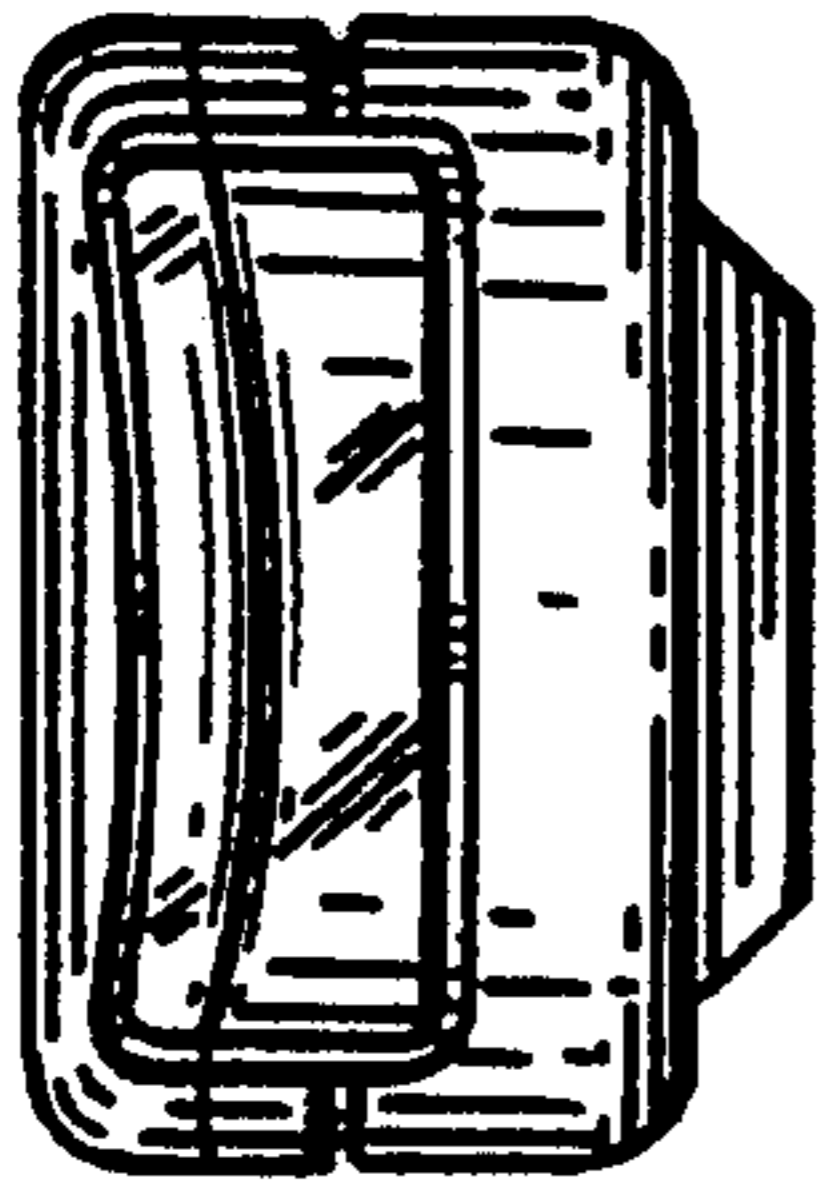


FIG. 5

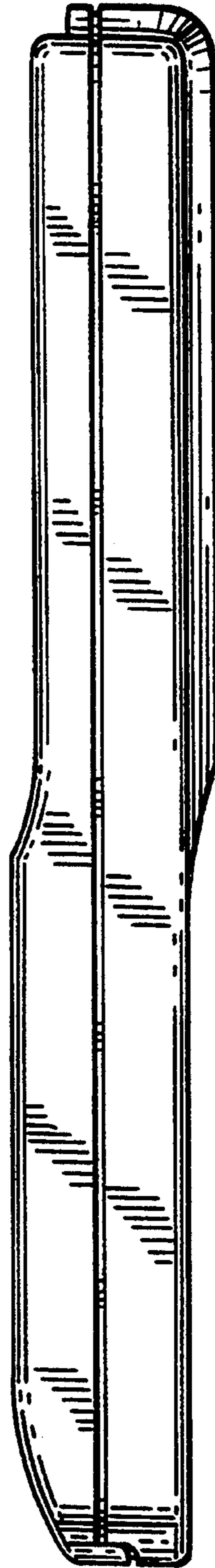


FIG. 6




FIG. 7

