



US00D352919S

United States Patent [19]

[11] Patent Number: **Des. 352,919**

Marks et al.

[45] Date of Patent: **** Nov. 29, 1994**

[54] **TRANSPORT VEHICLE**

5,090,639 2/1992 Miller et al. 244/118.1

[76] Inventors: **Harold L. Marks**, Rte. 1, Box 29AA, Burnsville, W. Va. 26355; **Patricia A. Lewandowski**, 16135 Cedar Cir., Omaha, Nebr. 68130

OTHER PUBLICATIONS

Bus World, Mar. '92, pp. 28-30—"SuperBus" Article.

Primary Examiner—James M. Gandy

Attorney, Agent, or Firm—Richard C. Litman

[**] Term: **14 Years**

[57] **CLAIM**

[21] Appl. No.: **13,912**

The ornamental design for a transport vehicle, as shown and described.

[22] Filed: **Oct. 6, 1993**

[52] U.S. Cl. **D12/97; D12/84**

[58] Field of Search 296/178; 280/424; D12/84, 97

DESCRIPTION

[56] References Cited

U.S. PATENT DOCUMENTS

D. 109,161	4/1938	Stevens	D12/84
D. 134,718	1/1943	Crawford	D12/84
D. 287,113	12/1986	Fitzgerald	D12/84
D. 344,473	2/1994	Romesburg	D12/97
2,369,384	2/1945	Zubatsky	280/30
2,778,674	1/1957	Attendu	296/28
2,834,599	5/1958	Sarchet	280/30
3,779,596	12/1973	Ritter	296/28 AL

FIG. 1 is an environmental perspective view of a transport vehicle showing my new design, the portion of the figure shown in broken lines representing the environment and forming no part of the claimed design;

FIG. 2 is a top plan view thereof;

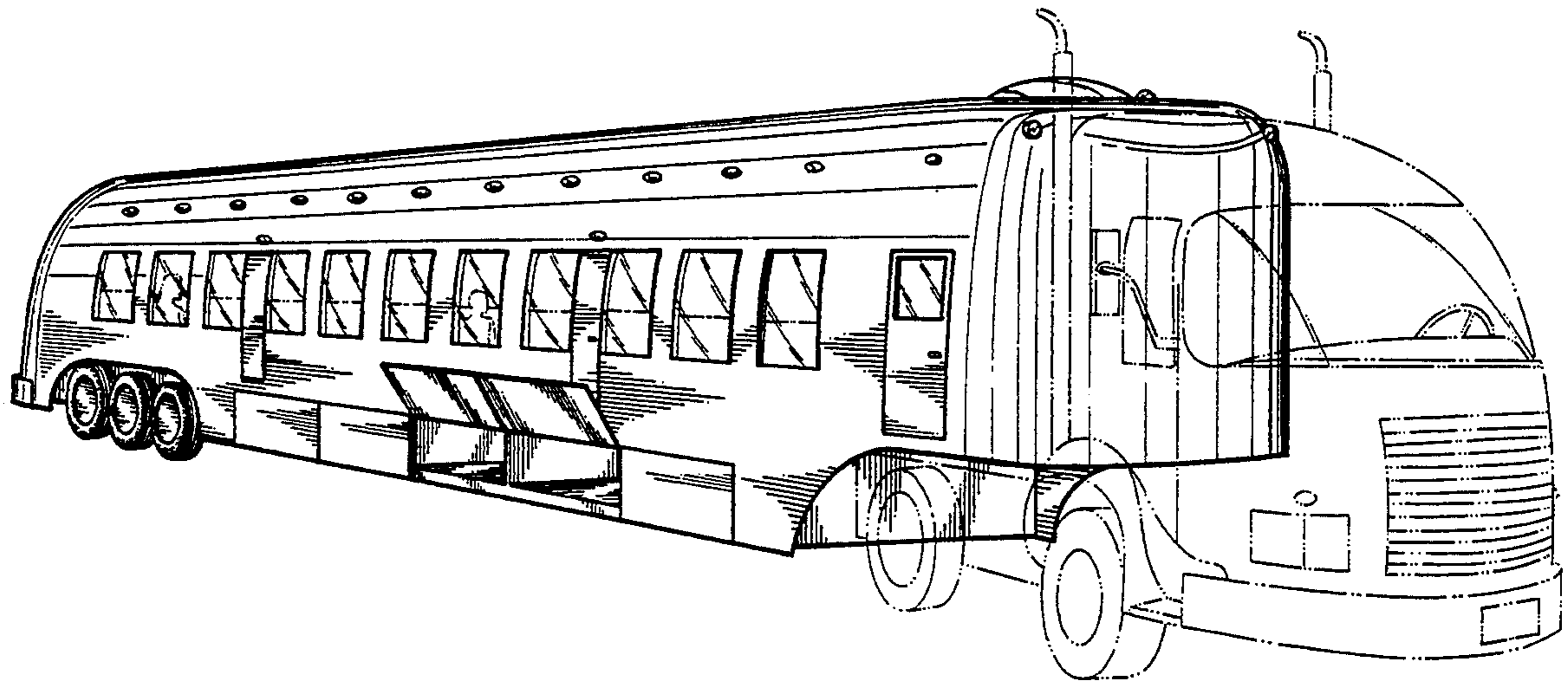
FIG. 3 is a right side elevational view thereof;

FIG. 4 is a left side elevational view thereof;

FIG. 5 is a front elevational view thereof; and,

FIG. 6 is a rear elevational view thereof.

The second and third baggage compartment doors on the right side of the vehicle are shown in an open position in FIGS. 1, 2, 3, 5 and 6.



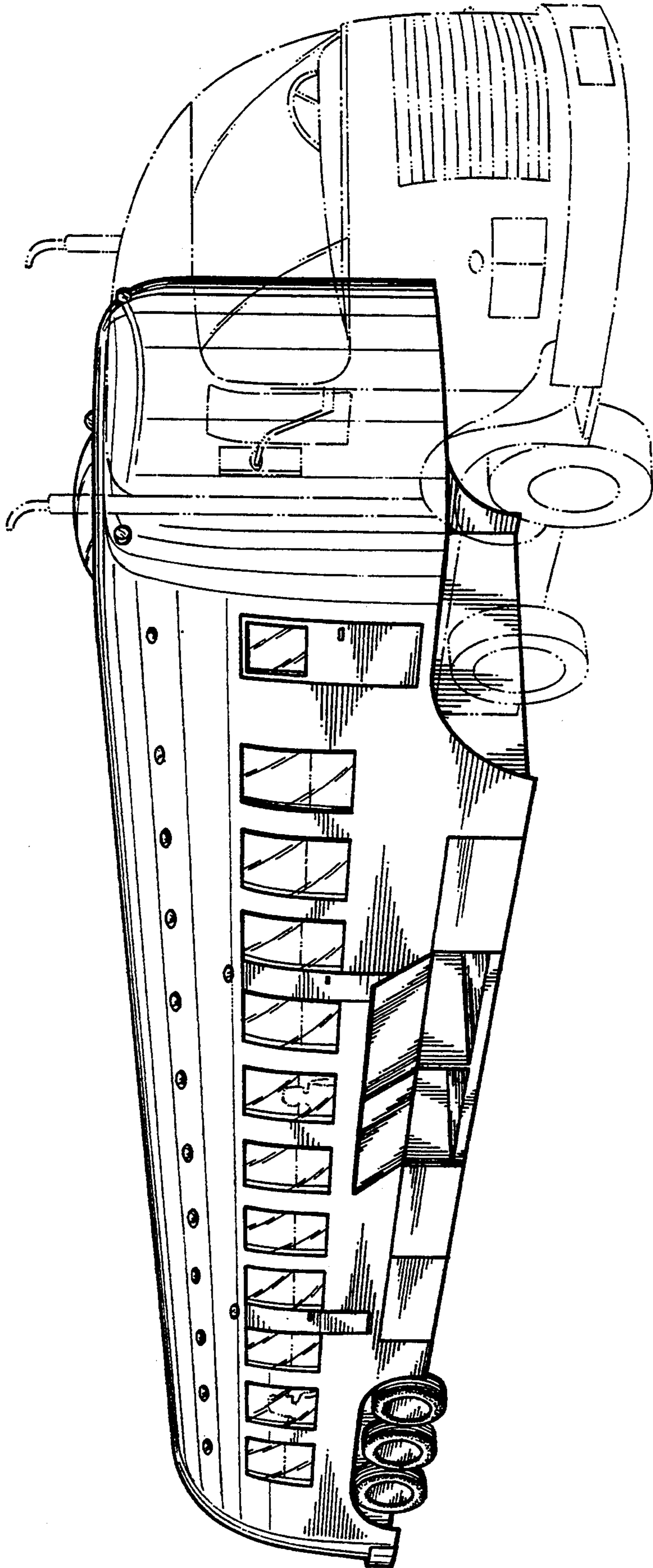


FIG. 1

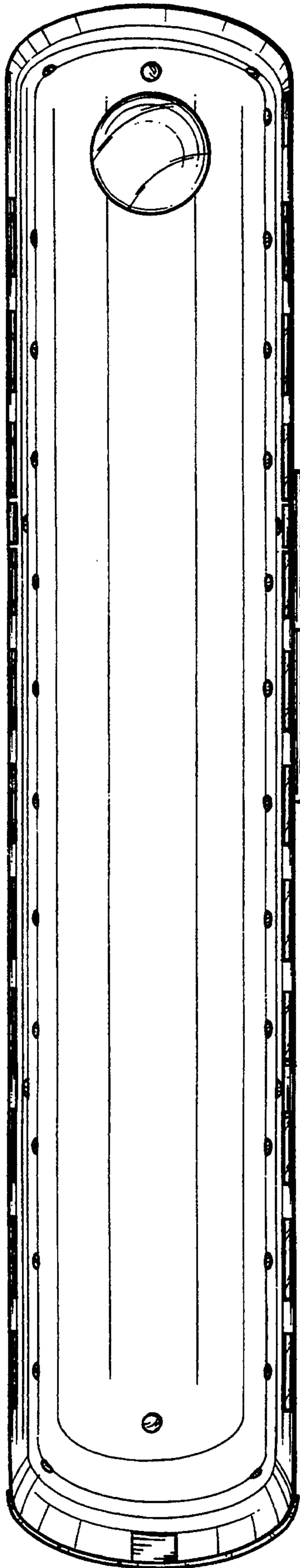


FIG. 2

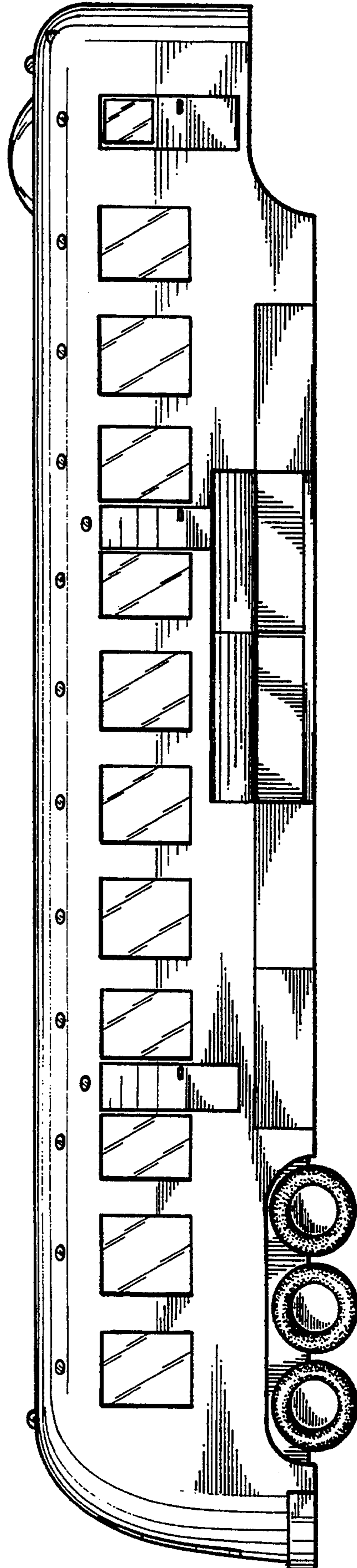


FIG. 3

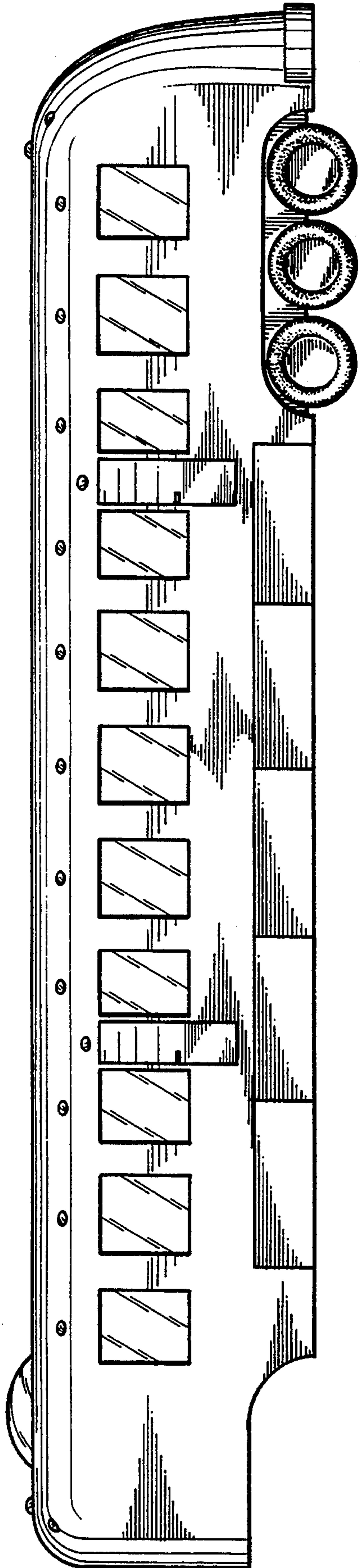


FIG. 4



FIG. 5

FIG. 6