



US00D352916S

United States Patent [19]

[11] Patent Number: **Des. 352,916**

Cowan, deceased

[45] Date of Patent: **** Nov. 29, 1994**

[54] **EXPANSION BRACELET**

[75] Inventor: **Murray L. Cowan, deceased**, late of Norwood, Mass., by Barbara H. Cowan Executrix

[73] Assignee: **Textron Inc.**, Providence, R.I.

[**] Term: **14 Years**

[21] Appl. No.: **10,970**

[22] Filed: **Jul. 22, 1993**

[52] U.S. Cl. **D11/21; D11/16**

[58] Field of Search 63/1.1, 22, 33, 44, 63/5.1, 5.2, 6, 7; 59/80-88, 90; 224/171, 173, 175, 178; D11/1, 2, 3, 4, 5, 6, 12-25, 93-94; D10/30-39

[56] **References Cited**

U.S. PATENT DOCUMENTS

D. 124,397 12/1990 Silson D11/16

| | | | | |
|------------|---------|----------|-------|---------|
| D. 130,097 | 10/1941 | Philippe | | D11/16 |
| D. 196,191 | 9/1963 | Cowan | | D11/21 |
| D. 199,582 | 11/1964 | Speck | | D11/21 |
| 4,096,688 | 6/1978 | Rieth | | 224/175 |

Primary Examiner—Ralf T. Seifert

Attorney, Agent, or Firm—Samuels, Gauthier & Stevens

[57] **CLAIM**

The ornamental design for an expansion bracelet, as shown and described.

DESCRIPTION

FIG. 1 is a top plan view of an expansion bracelet showing my new design;
 FIG. 2 is a bottom plan view thereof;
 FIG. 3 is a side elevational view thereof with interior portions broken away for ease of illustration;
 FIG. 4 is an end view thereof; and,
 FIG. 5 is a partial enlarged top plan view showing several adjacent top shells thereof.






FIG. 1




FIG. 2

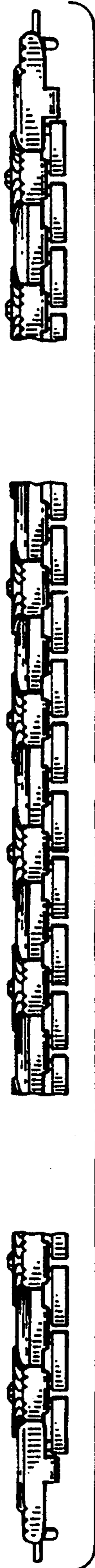


FIG. 3




FIG. 4

FIG. 5