



US00D352914S

# United States Patent [19]

[11] Patent Number: **Des. 352,914**

Sours

[45] Date of Patent: **\*\* Nov. 29, 1994**

[54] **COMBINED SIGNALLING FLASHER AND CONTROL BUTTON TO WARN ONCOMING VEHICLES OF AERIAL LIFTS**

D. 318,692 7/1991 Hofman ..... D20/42  
D. 326,826 6/1992 Trimble, Jr. .... D10/114

[76] Inventor: **Ronnie L. Sours, Rte. 2 Box 931, Front Royal, Va. 22630**

*Primary Examiner*—Wallace R. Burke  
*Assistant Examiner*—Marcus Jackson

[\*\*] Term: **14 Years**

[57] **CLAIM**

[21] Appl. No.: **841,007**

The ornamental design for a combined signalling flasher and control button to warn oncoming vehicles of aerial lifts, as shown and described.

[22] Filed: **Feb. 25, 1992**

**DESCRIPTION**

[52] U.S. Cl. .... **D10/114**

[58] Field of Search ..... D10/104, 109, 111, 121;  
D20/10, 41, 42

FIG. 1 is a front elevational view of the combined signalling flasher and control button to warn oncoming vehicles of aerial lifts showing my new design;  
FIG. 2 is a rear elevational view thereof;  
FIG. 3 is a left side elevational view thereof;  
FIG. 4 is a right side elevational view thereof;  
FIG. 5 is a top plan view thereof; and,  
FIG. 6 is a bottom plan view thereof.

[56] **References Cited**

**U.S. PATENT DOCUMENTS**

D. 304,738 11/1989 Jones ..... D20/42  
D. 310,047 8/1990 Vance, Sr. .... D10/114

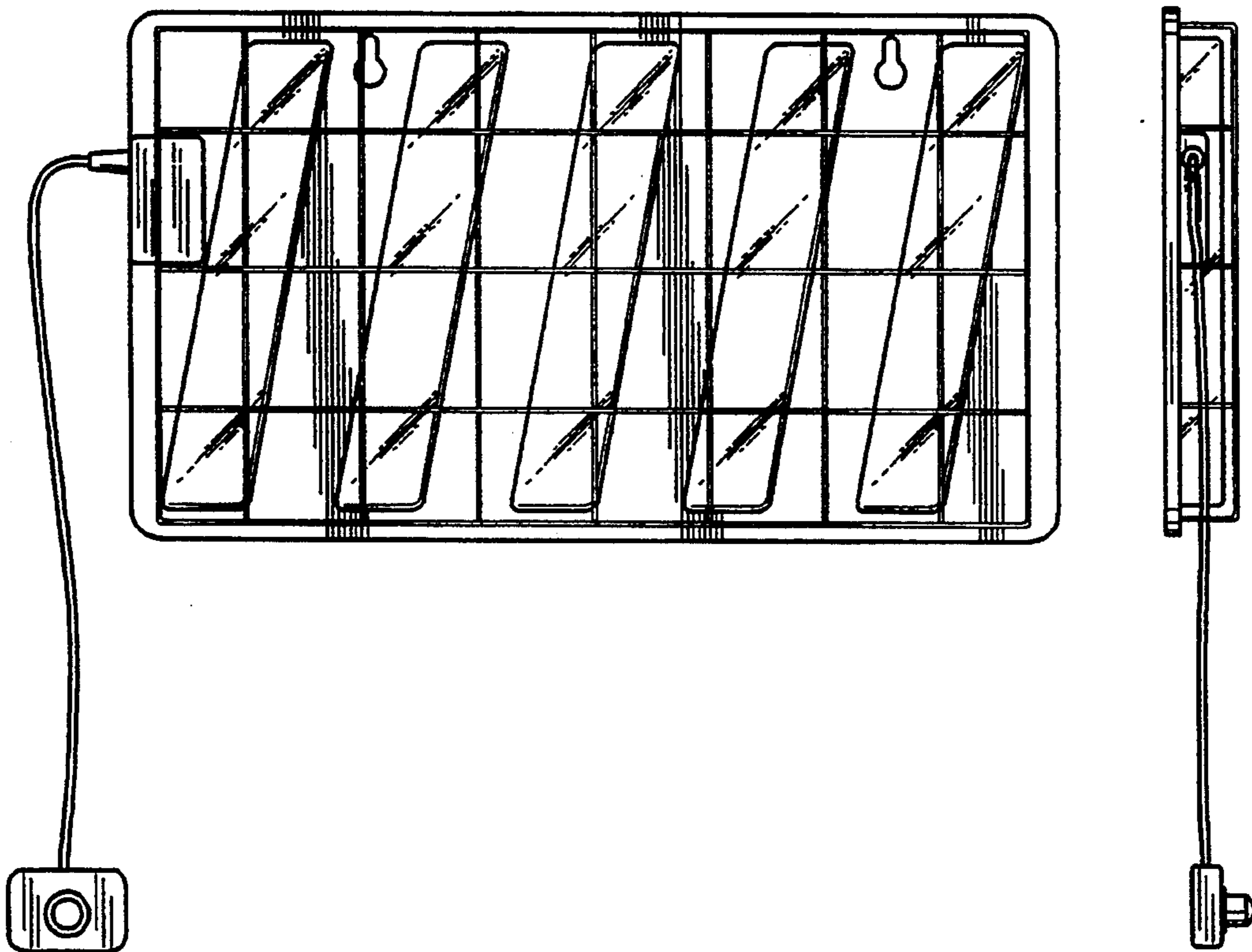


FIG. 1

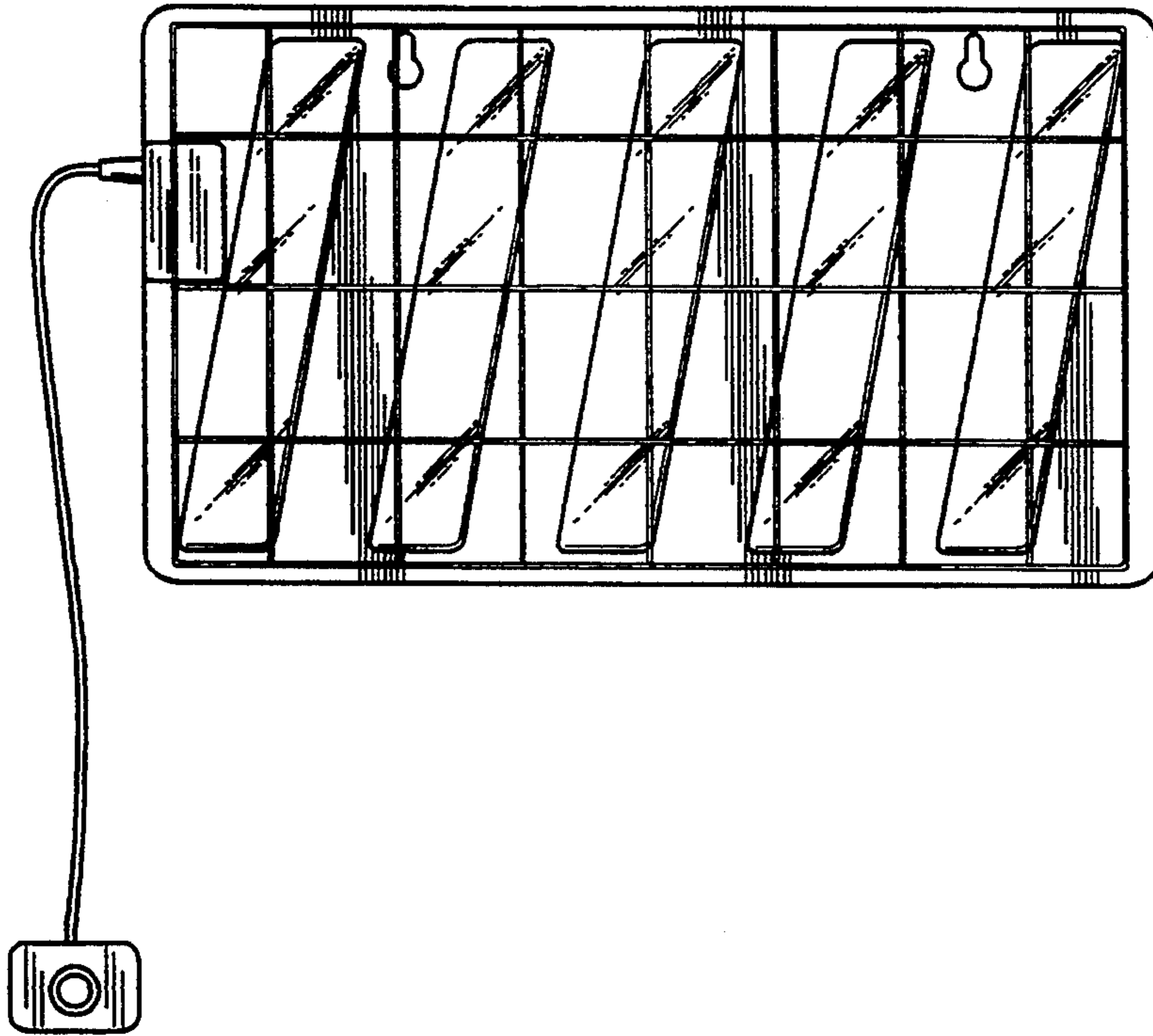
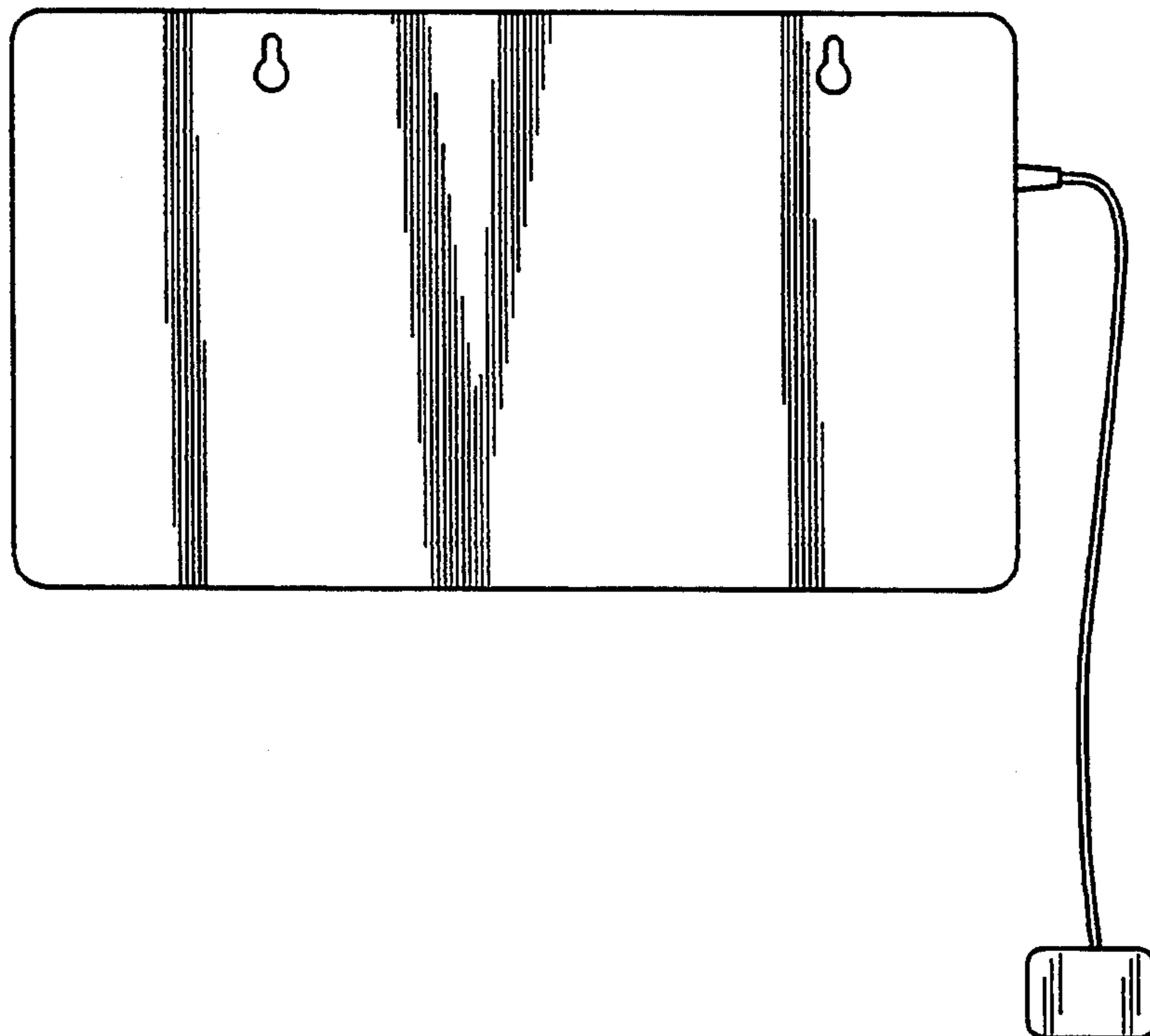
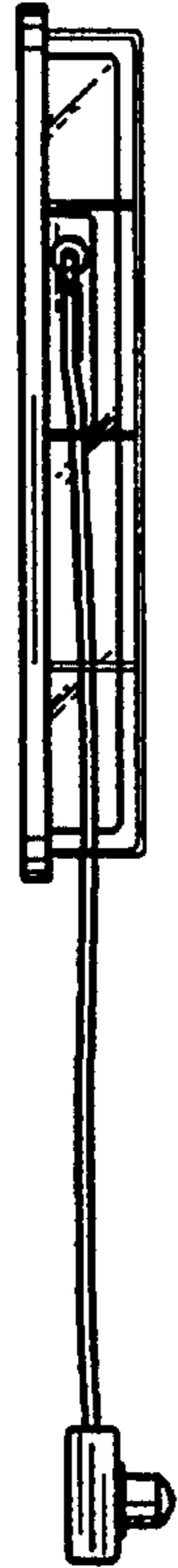


FIG. 2



*FIG. 3*



*FIG. 4*

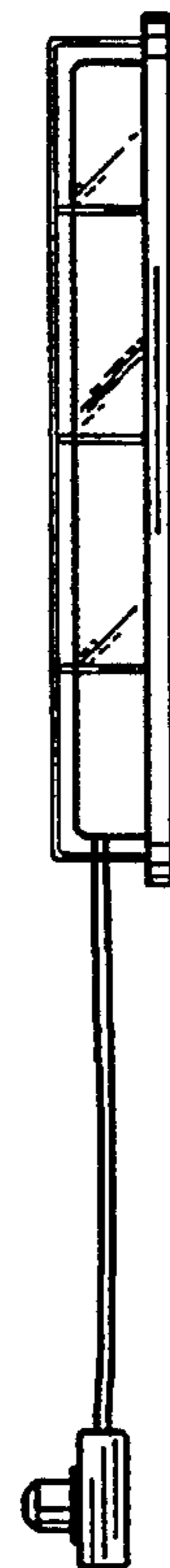


FIG. 5



FIG. 6

