



US00D352889S

# United States Patent [19]

[11] Patent Number: **Des. 352,889**

Crowther et al.

[45] Date of Patent: **\*\* Nov. 29, 1994**

[54] **COMBINED DOOR BUMPER AND PATCH FOR DAMAGED WALLS**

[75] Inventors: **Richard H. Crowther**, Redlands; **Leslie W. Burns**, Mentone, both of Calif.

[73] Assignee: **Prime Line Products Co., Inc.**, San Bernardino, Calif.

[\*\*] Term: **14 Years**

[21] Appl. No.: **8,477**

[22] Filed: **May 17, 1993**

[52] U.S. Cl. .... **D8/402; D8/400**

[58] Field of Search ..... **D8/400, 402; 52/514; 16/86 R, 86 A; 428/63**

[56] **References Cited**

**U.S. PATENT DOCUMENTS**

D. 257,123	9/1980	Farmer, Jr. ....	D8/402
D. 288,290	2/1987	Angle .....	D8/400
D. 288,291	2/1987	Angle .....	D8/400
D. 288,525	3/1987	Angle .....	D8/402

*Primary Examiner*—B. J. Bullock  
*Attorney, Agent, or Firm*—James A. Quinton; Frank Frisenda, Jr.

[57] **CLAIM**

The ornamental design for a combined door bumper and patch for damaged walls, as shown and described.


**DESCRIPTION**

FIG. 1 is a perspective view of a combined door bumper and patch for damaged walls according to the design;



FIG. 2 is an enlarged top plan view of a combined door bumper and patch for damaged walls according to the design, the bottom being a mirror image;

FIG. 3 is an enlarged front elevational view of a combined door bumper and patch for damaged walls according to the design, the rear being plain and unornamented; and,

FIG. 4 is an enlarged right side elevational view of a combined door bumper and patch for damaged walls according to the design, the left side being a mirror image.

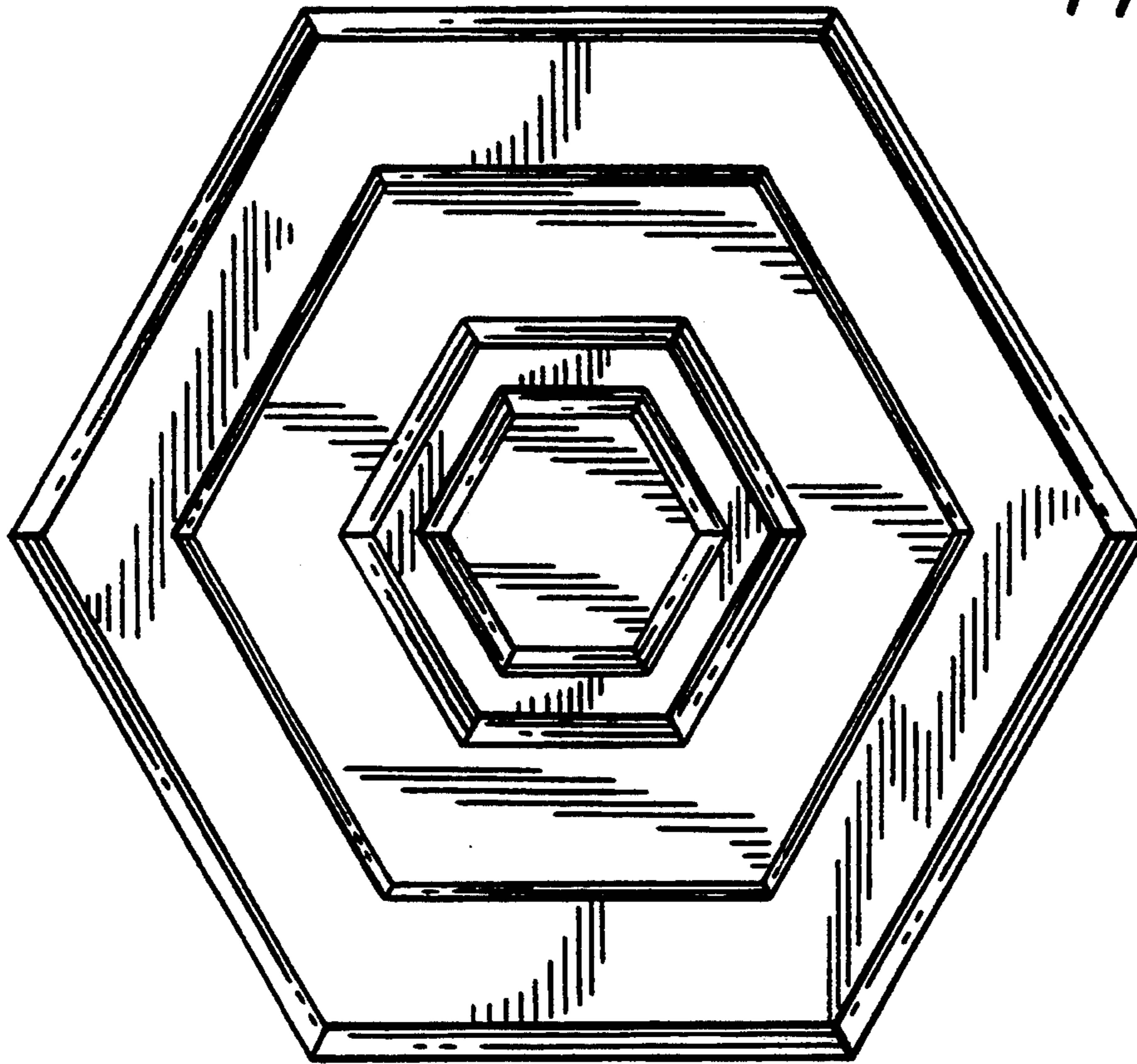


*FIG. 1*



*FIG. 2*

*FIG. 3*



*FIG. 4*