



US00D352888S

# United States Patent [19] Carsello

[11] Patent Number: **Des. 352,888**

[45] Date of Patent: **\*\* Nov. 29, 1994**

[54] **KEY BOW**

[75] Inventor: **Anthony J. Carsello, Chino, Calif.**

[73] Assignee: **Emhart Inc., Newark, Del.**

[\*\*] Term: **14 Years**

[21] Appl. No.: **11,804**

[22] Filed: **Aug. 13, 1993**

[52] U.S. Cl. .... **D8/347**

[58] Field of Search ..... **D8/347, 348;  
70/393-395, 402, 405-406, 408**

[56] **References Cited**

**U.S. PATENT DOCUMENTS**

D. 187,083	1/1960	Henshaw	.....	D8/347
D. 197,732	3/1964	Best	.....	D8/348
D. 272,516	2/1984	Ohno	.....	D8/347
D. 333,973	3/1993	Eizen	.....	D8/347
1,707,642	4/1929	Segal	.....	70/393
3,349,589	10/1967	Fricke	.....	70/395

3,526,112 9/1970 Herrington ..... 70/395

*Primary Examiner*—Brian N. Vinson  
*Attorney, Agent, or Firm*—Spencer T. Smith

[57] **CLAIM**

The ornamental design for key bow, as shown and described.

**DESCRIPTION**

FIG. 1 is a front elevational view of a key bow showing my new design, the rear being a mirror image of that shown;

FIG. 2 is a left side elevational view thereof;

FIG. 3 is a right side elevational view thereof;

FIG. 4 is a bottom plan view thereof, the top being a mirror image of that shown; and,

FIG. 5 is an enlarged horizontal cross-sectional view thereof, taken along line 5—5 of FIG. 1.

The broken-line disclosure of a key blade in the views is for illustrative purposes only and forms no part of the claimed design.

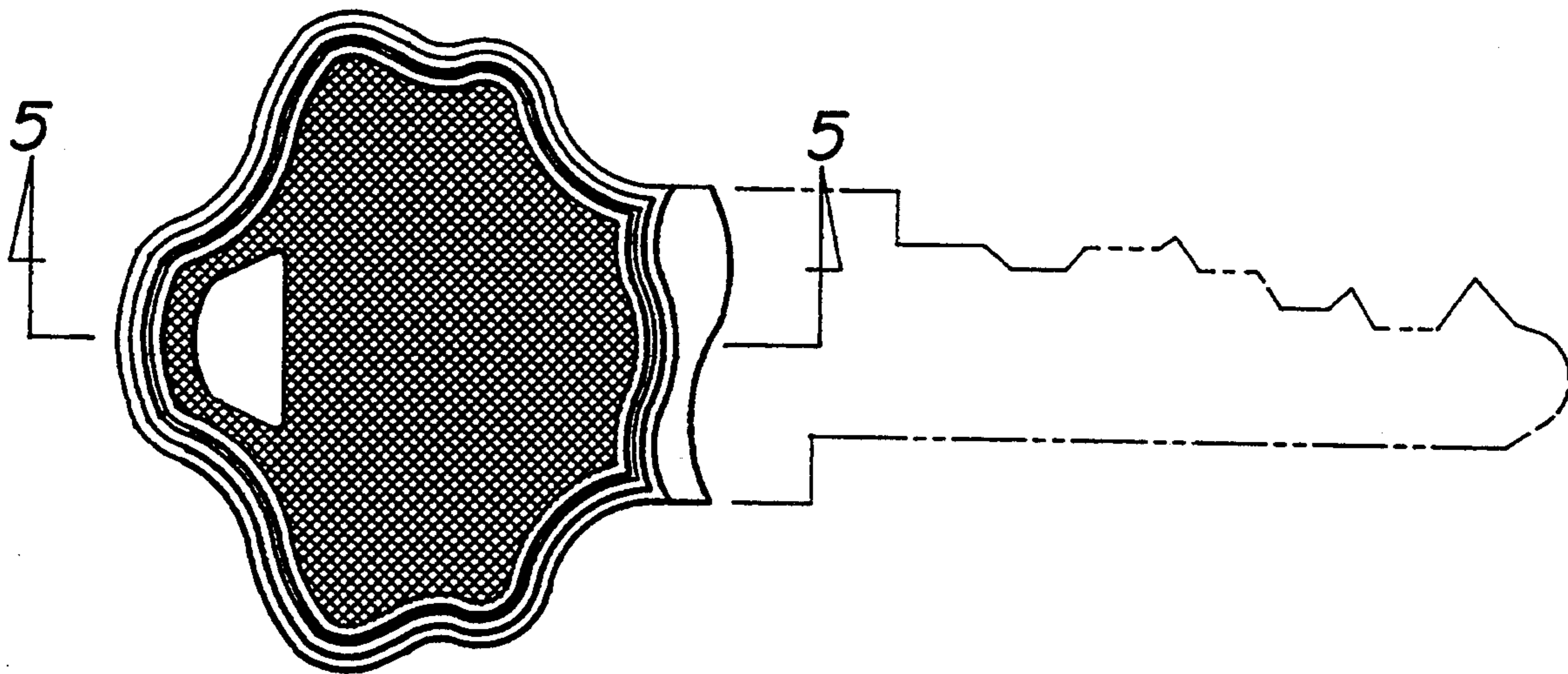


FIG. 5

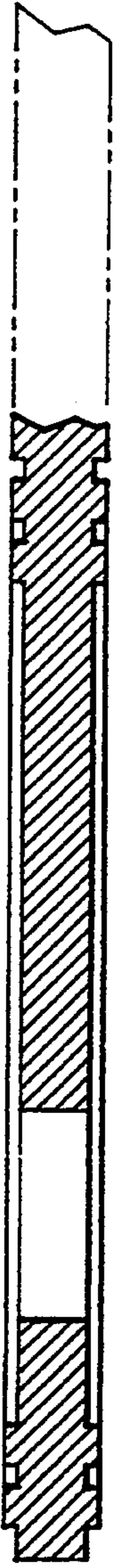


FIG. 2




FIG. 3

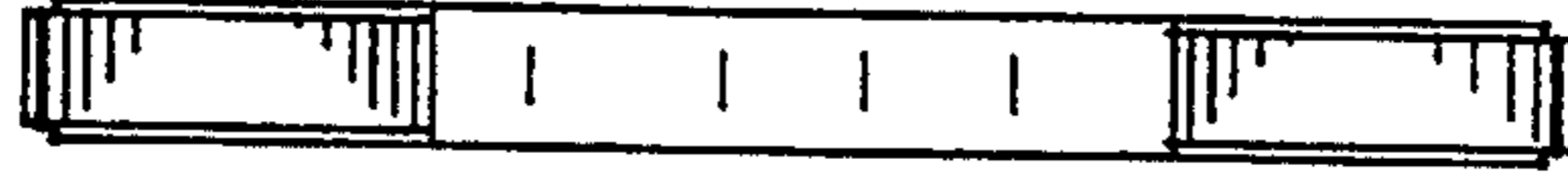


FIG. 1

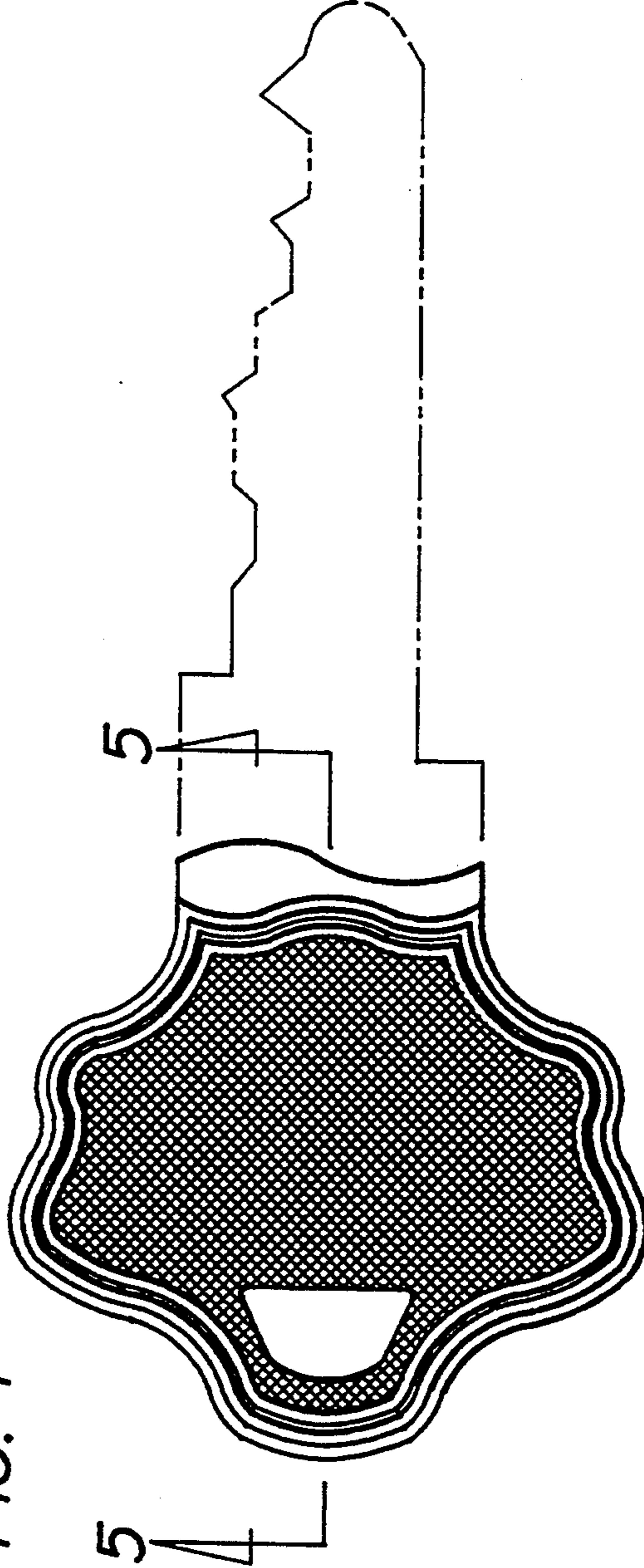


FIG. 4

