



US00D352882S

United States Patent [19]

[11] Patent Number: **Des. 352,882**

Schmidt

[45] Date of Patent: **** Nov. 29, 1994**

[54] **FIXED BLADE UTILITY KNIFE HANDLE**

[75] Inventor: **G. Gerry Schmidt, Newport Beach, Calif.**

[73] Assignee: **Pacific Handy Cutter, Inc., Costa Mesa, Calif.**

[**] Term: **14 Years**

[21] Appl. No.: **10,905**

[22] Filed: **Jul. 20, 1993**

[52] U.S. Cl. **D8/107; D8/98**

[58] Field of Search **D8/98, 99, 14, 107; 30/162, 320, 329, 335, 337**

3,525,152	8/1970	Fattori et al.	30/162
3,621,570	11/1971	Kolde et al.	30/162
3,857,176	12/1974	Quenot	30/162
3,879,847	4/1975	Roll	30/162
3,906,627	9/1975	Manning	30/162
3,927,473	12/1975	Braginetz	30/162
4,005,525	2/1977	Gringer	30/162
4,167,810	9/1979	Gilbert	30/162
4,226,020	10/1980	Quenot et al.	30/162
4,389,776	6/1983	Okada	30/162
4,570,342	2/1986	Baum	30/162
4,604,805	8/1986	Krieger	30/162
4,675,996	6/1987	DuBuque	30/162
4,744,146	5/1988	Schmidt	30/162
4,761,882	8/1988	Silverstein	30/162
4,939,839	7/1990	Gorst	30/162
5,012,581	5/1991	Fletcher et al.	30/162
5,022,156	6/1991	Kallens et al.	30/162
5,054,198	10/1991	Gmoch	30/162

[56] **References Cited**

U.S. PATENT DOCUMENTS

D. 286,974	12/1986	Veverka	D8/107
D. 290,333	6/1987	Pashley	D8/107
D. 293,202	12/1987	West et al.	D8/99
D. 296,297	6/1988	Weimann et al.	D8/99
D. 310,474	9/1990	Bartsch et al.	D8/107
D. 310,475	9/1990	Weimann	D8/107
D. 311,854	11/1990	Wilson et al.	D8/107
D. 319,378	8/1991	Wilcox	D8/99
319,378	8/1891	Wilcox	30/162
336,112	2/1986	Holdsworth	30/162
1,496,927	6/1924	Evers	30/162
1,906,573	12/1931	Gits	30/162
1,960,130	5/1934	Trubel	30/162
2,578,896	12/1951	Moore	30/162
2,737,069	3/1956	Weindel	30/162
2,754,584	7/1956	Ferguson	30/162
2,840,903	7/1958	Christensen	30/162
3,178,812	4/1965	Lurie	30/162
3,192,624	7/1965	Gringer	30/162
3,195,231	7/1965	Lightburn	30/162

FOREIGN PATENT DOCUMENTS

531248 8/1931 Germany 30/162

Primary Examiner—Melvin B. Feifer
Assistant Examiner—Philip Hyder
Attorney, Agent, or Firm—Poms, Smith, Lande & Rose

[57] **CLAIM**

The ornamental design for a fixed blade utility knife handle, as shown.

DESCRIPTION

FIG. 1 is a front side elevational view of a fixed blade utility knife handle showing my new design;
 FIG. 2 is a top plan view thereof;
 FIG. 3 is a bottom plan view thereof;
 FIG. 4 is a rear side elevational view thereof;
 FIG. 5 is a front end view thereof; and,
 FIG. 6 is a rear end view thereof.






Fig. 2.




Fig. 5.

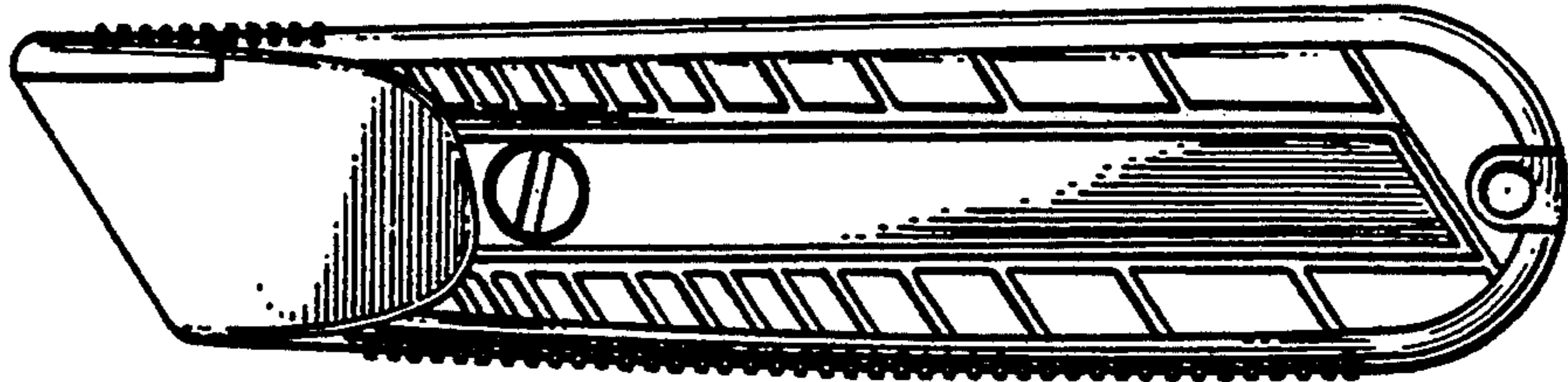


Fig. 1.

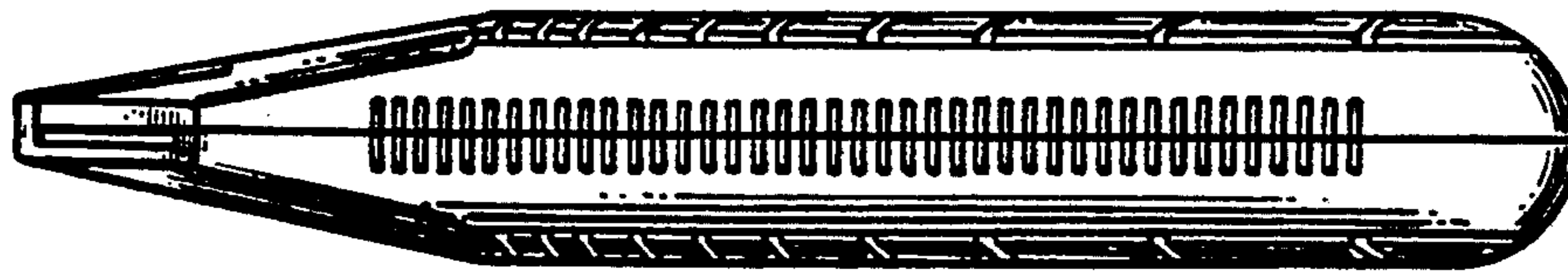


Fig. 3.

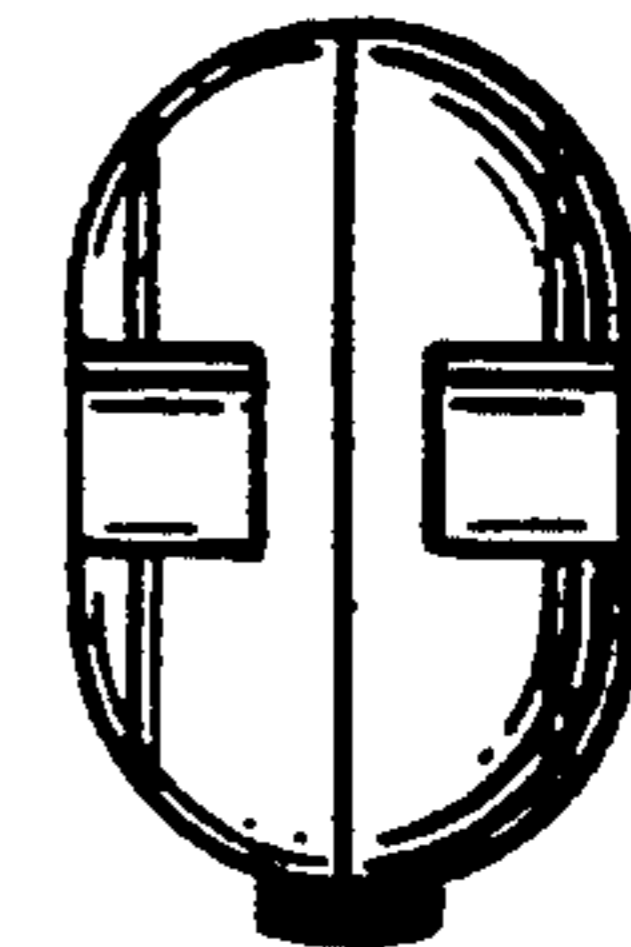


Fig. 6.

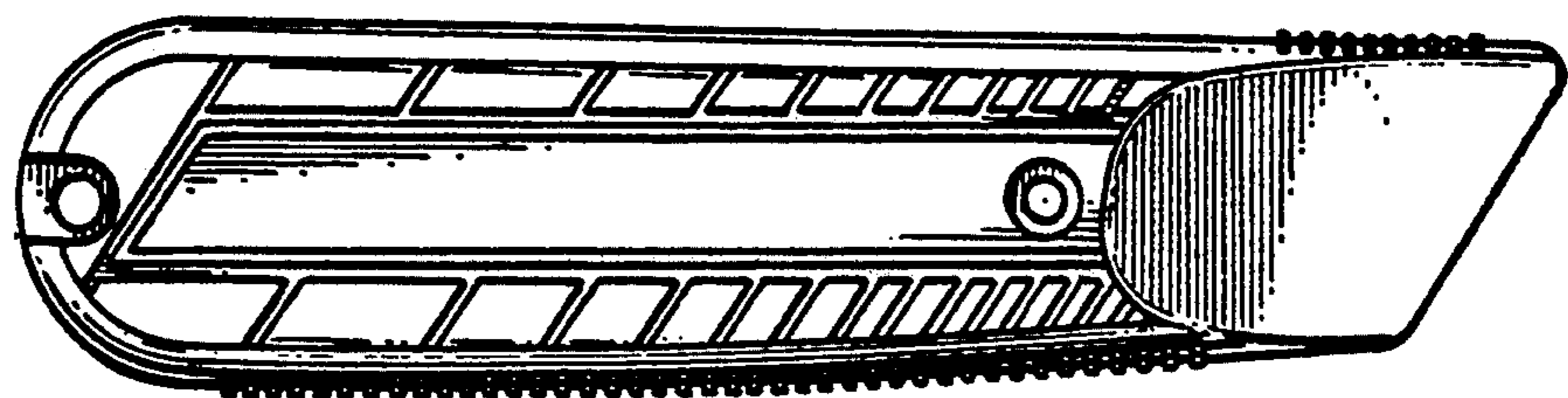


Fig. 4.