



US00D352878S

United States Patent [19]

Penrose

[11] Patent Number: **Des. 352,878**

[45] Date of Patent: **** Nov. 29, 1994**

- [54] **BOTTLE CAP REMOVER**
- [75] Inventor: **Kerry W. Penrose, Brisbane, Australia**
- [73] Assignee: **Aluminum Specialties Pty. Ltd., Toongabbie, Australia**
- [**] Term: **14 Years**
- [21] Appl. No.: **934**
- [22] Filed: **Oct. 29, 1992**
- [30] **Foreign Application Priority Data**
 May 15, 1992 [AU] Australia 1269/92
- [52] U.S. Cl. **D8/38**
- [58] Field of Search **D8/18, 33-36, D8/38, 40-43, 105, 88-89; 81/3.55, 3.4, 3.57, 3.09, 3.07, 3.42, 3.45, 3.2; 7/152, 154-156; 30/123, 416, 426, 443, 450**
- [56] **References Cited**
U.S. PATENT DOCUMENTS
 D. 41,178 2/1911 Francis D8/38

- D. 46,382 9/1914 Valenzuela D8/18
- D. 48,550 2/1916 Jacobus D8/18
- D. 123,406 11/1940 Labich D8/38
- D. 238,999 3/1976 Numbers D8/40
- D. 255,866 7/1980 Panos D8/38
- D. 310,158 8/1990 Chan D8/41
- 2,516,439 7/1950 Whiteley D8/18

Primary Examiner—Bernard Ansher
Assistant Examiner—R. Barkai
Attorney, Agent, or Firm—Edwin D. Schindler

[57] CLAIM

The ornamental design for a bottle cap remover, as shown and described.

DESCRIPTION

FIG. 1 is a front perspective view of the bottle cap remover showing the present design;
 FIG. 2 is a left side elevational view thereof;
 FIG. 3 is a right side elevational view thereof;
 FIG. 4 is a back side elevational view thereof;
 FIG. 5 is a front side elevational view thereof;
 FIG. 6 is a top view thereof; and,
 FIG. 7 is a bottom view thereof.

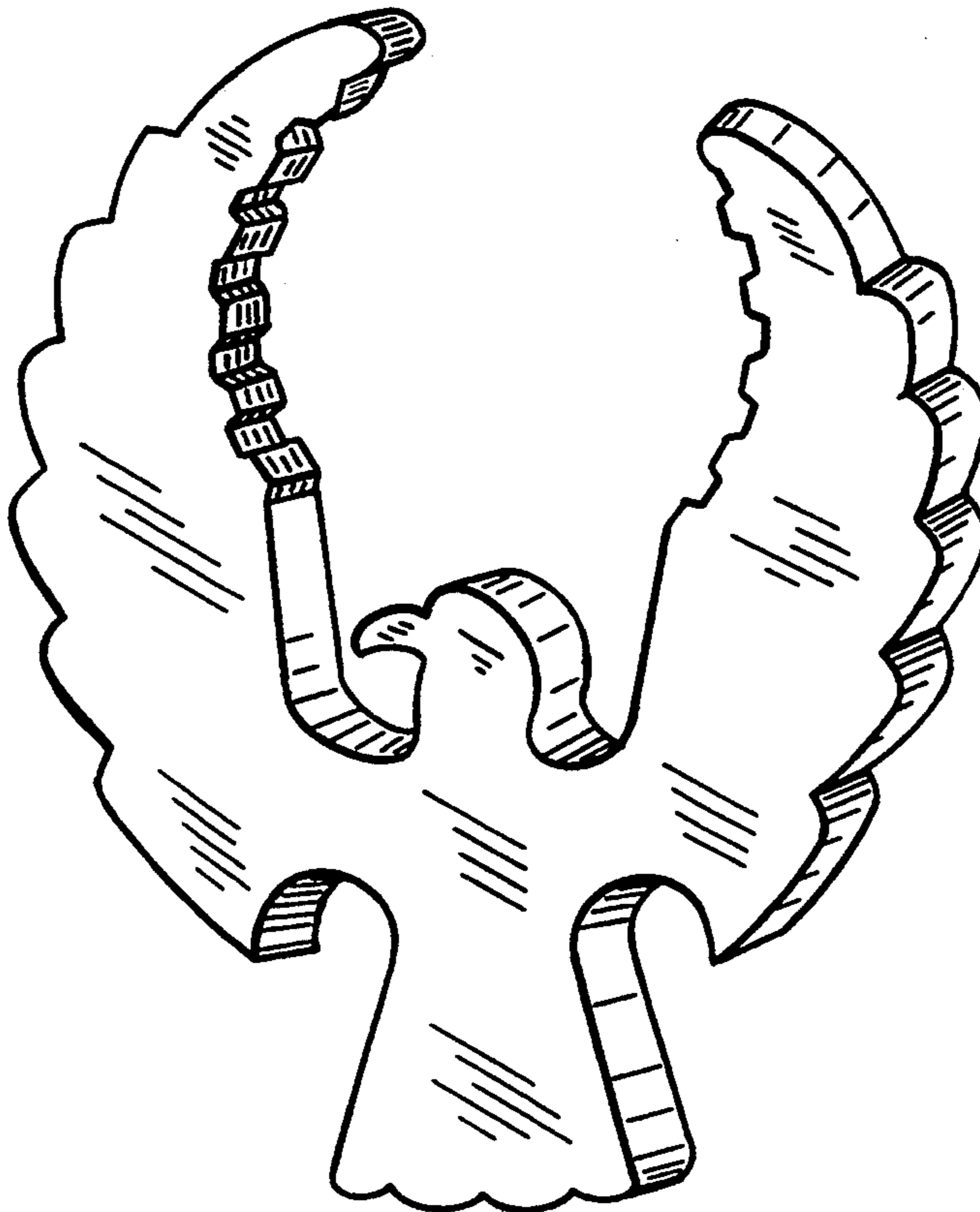


FIG. 1

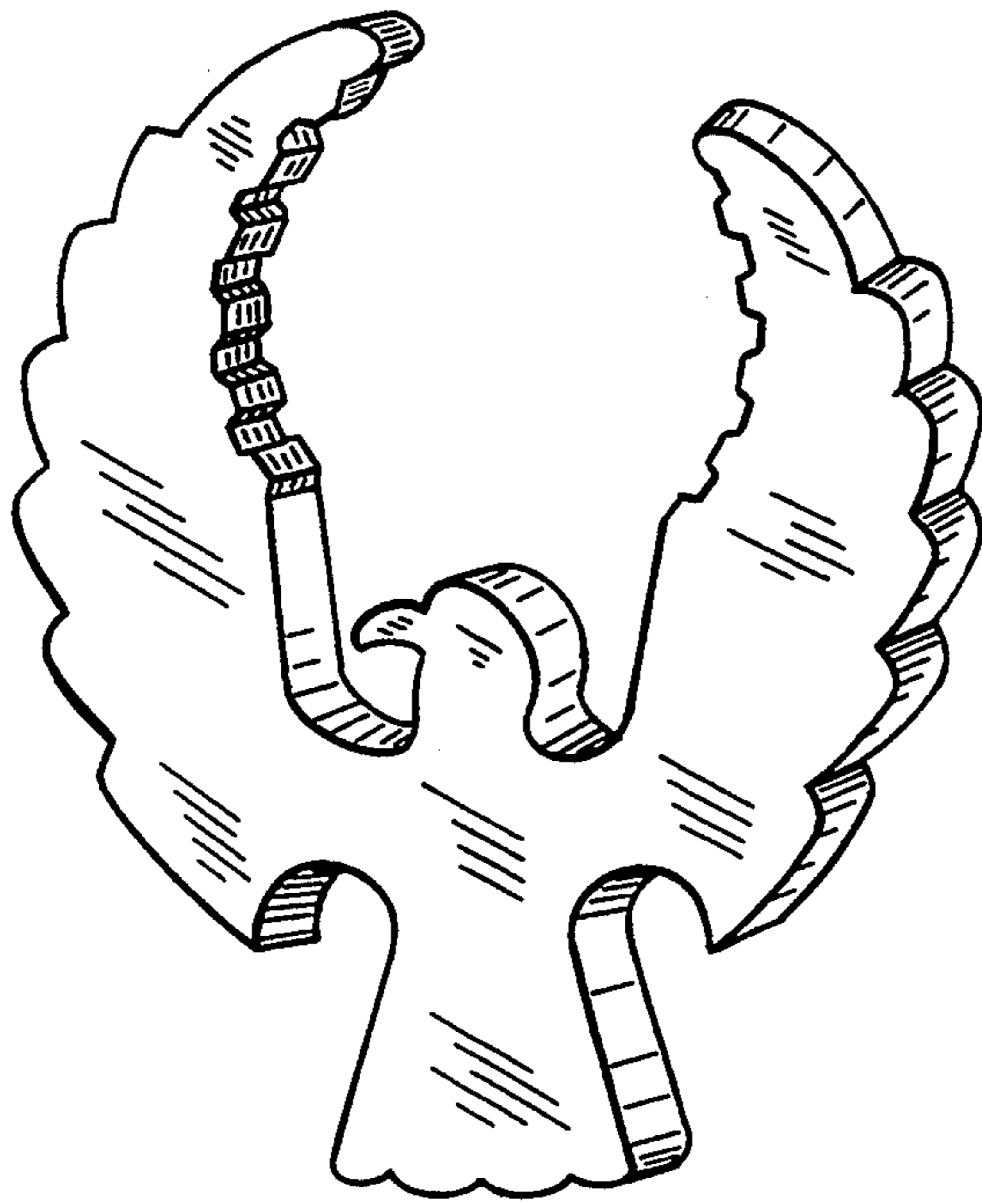


FIG. 5

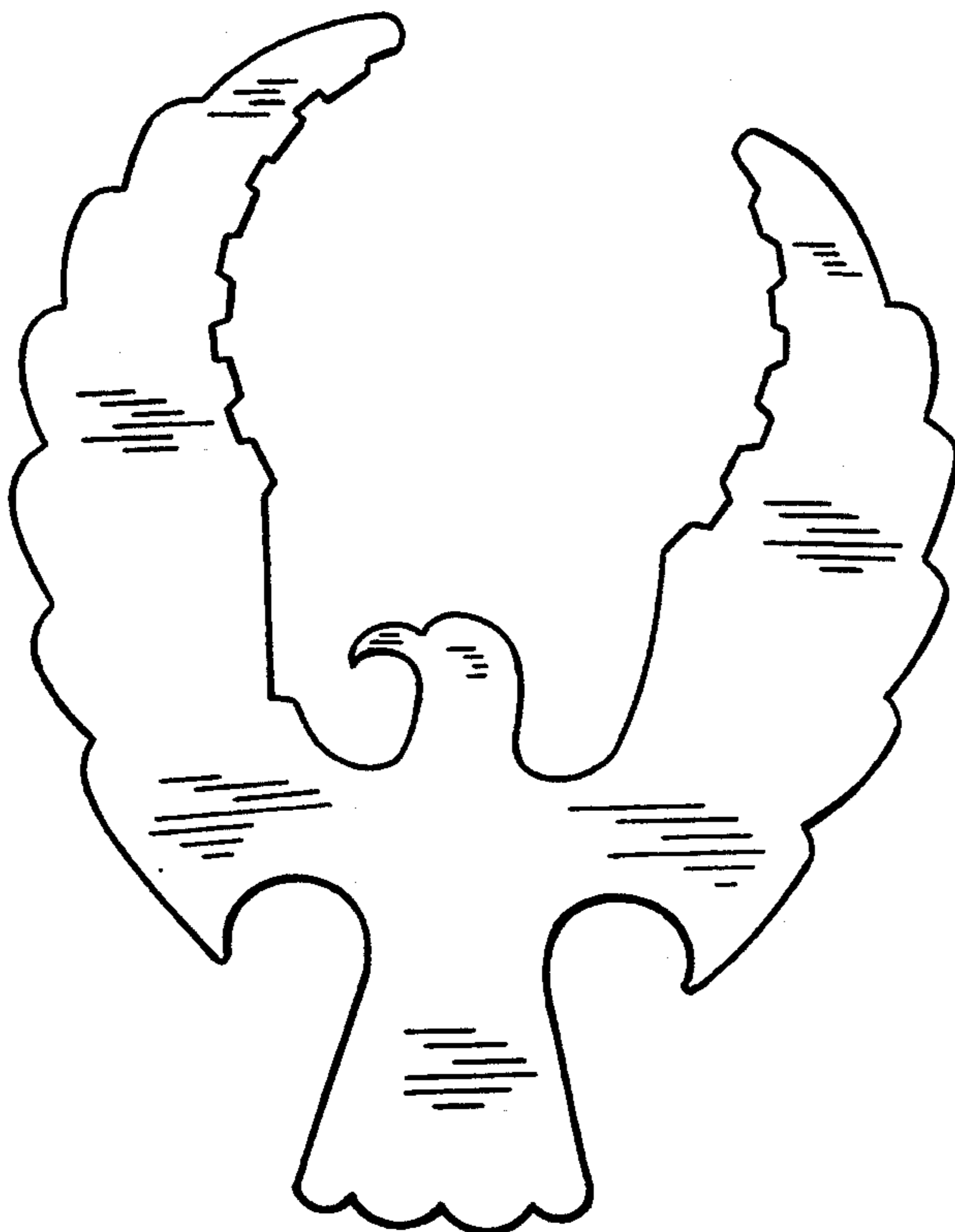


FIG. 2



FIG. 6



FIG. 4

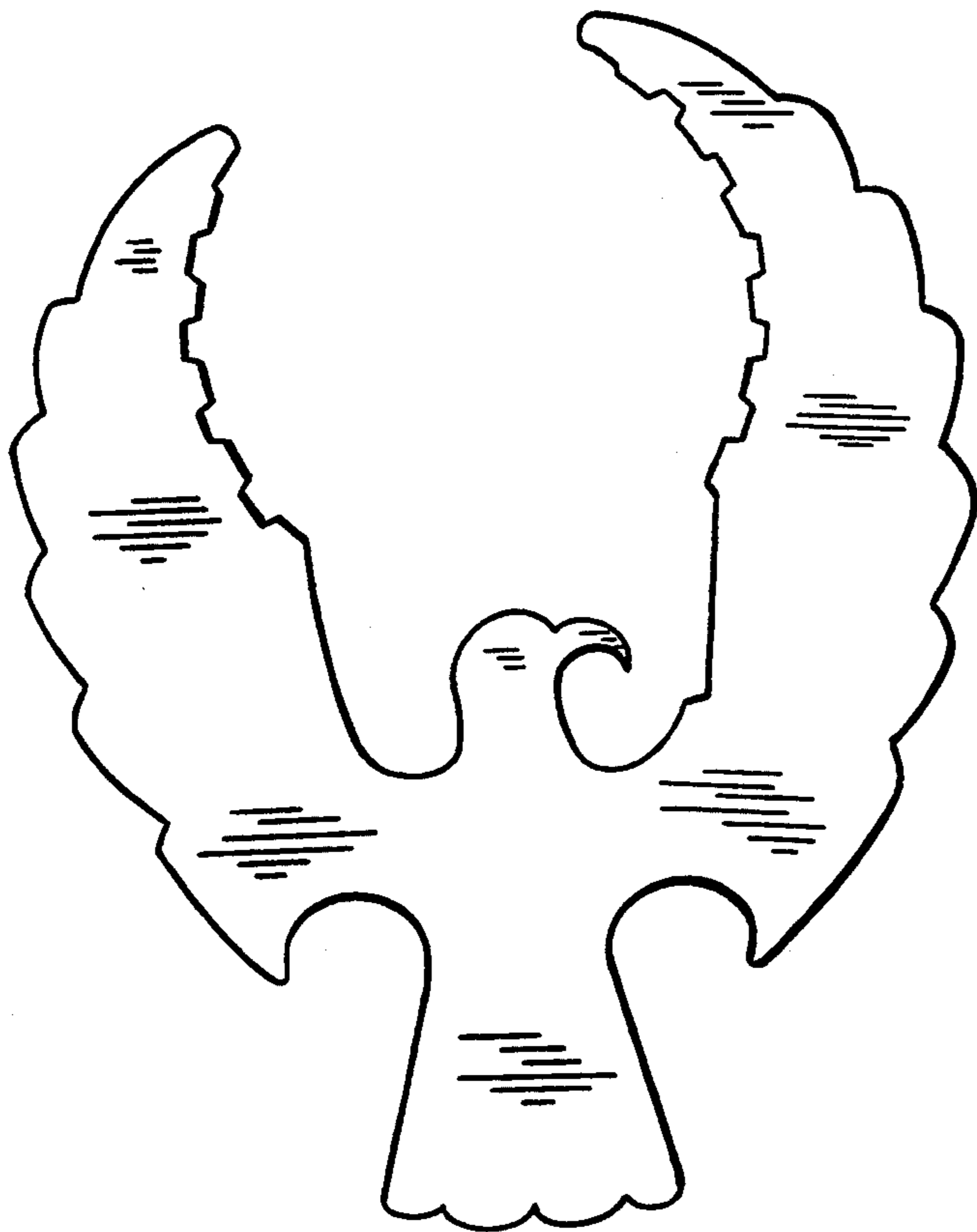


FIG. 3



FIG. 7

