



US00D352851S

United States Patent [19] Hosoe

[11] Patent Number: **Des. 352,851**

[45] Date of Patent: **** Nov. 29, 1994**

[54] **TABLE**

[75] Inventor: **Isao Hosoe, Milan, Italy**

[73] Assignee: **Itoki Co., Ltd., Osaka, Japan**

[**] Term: **14 Years**

[21] Appl. No.: **11,008**

[22] Filed: **Jul. 23, 1993**

[30] **Foreign Application Priority Data**

Jun. 4, 1993 [JP] Japan 5-16344

[52] U.S. Cl. **D6/482; D6/487**

[58] Field of Search **D6/480-489,**
D6/495-499, 429, 511; 108/144, 147, 153, 156,
161

[56] **References Cited**

U.S. PATENT DOCUMENTS

- D. 165,584 1/1952 Johnson D6/482
- D. 166,048 2/1952 Rink D6/483
- D. 284,431 7/1986 Berry, Jr. D6/484 X

- D. 289,117 4/1987 Schmid D6/484
- D. 295,815 5/1988 Beall, Jr. D6/484
- D. 332,535 1/1993 Hosoe .
- D. 332,536 1/1993 Hosoe .
- D. 332,537 1/1993 Hosoe .
- D. 332,538 2/1993 Hosoe .
- D. 333,053 2/1993 Hosoe .
- D. 333,228 2/1993 Hosoe .

Primary Examiner—Janice E. Seeger
Attorney, Agent, or Firm—Rogers & Killeen

[57] **CLAIM**

The ornamental design for a table, as shown.

DESCRIPTION

FIG. 1 is a perspective view of the table;
 FIG. 2 is a front elevational view of the table;
 FIG. 3 is a rear elevational view of the table;
 FIG. 4 is a left side elevational view of the table;
 FIG. 5 is a right side elevational view of the table;
 FIG. 6 is a top plan view of the table;
 FIG. 7 is a bottom plan view of the table; and,
 FIG. 8 is a VIII—VIII sectional view of the table.



FIG. 1




FIG. 2




FIG. 3




FIG. 4

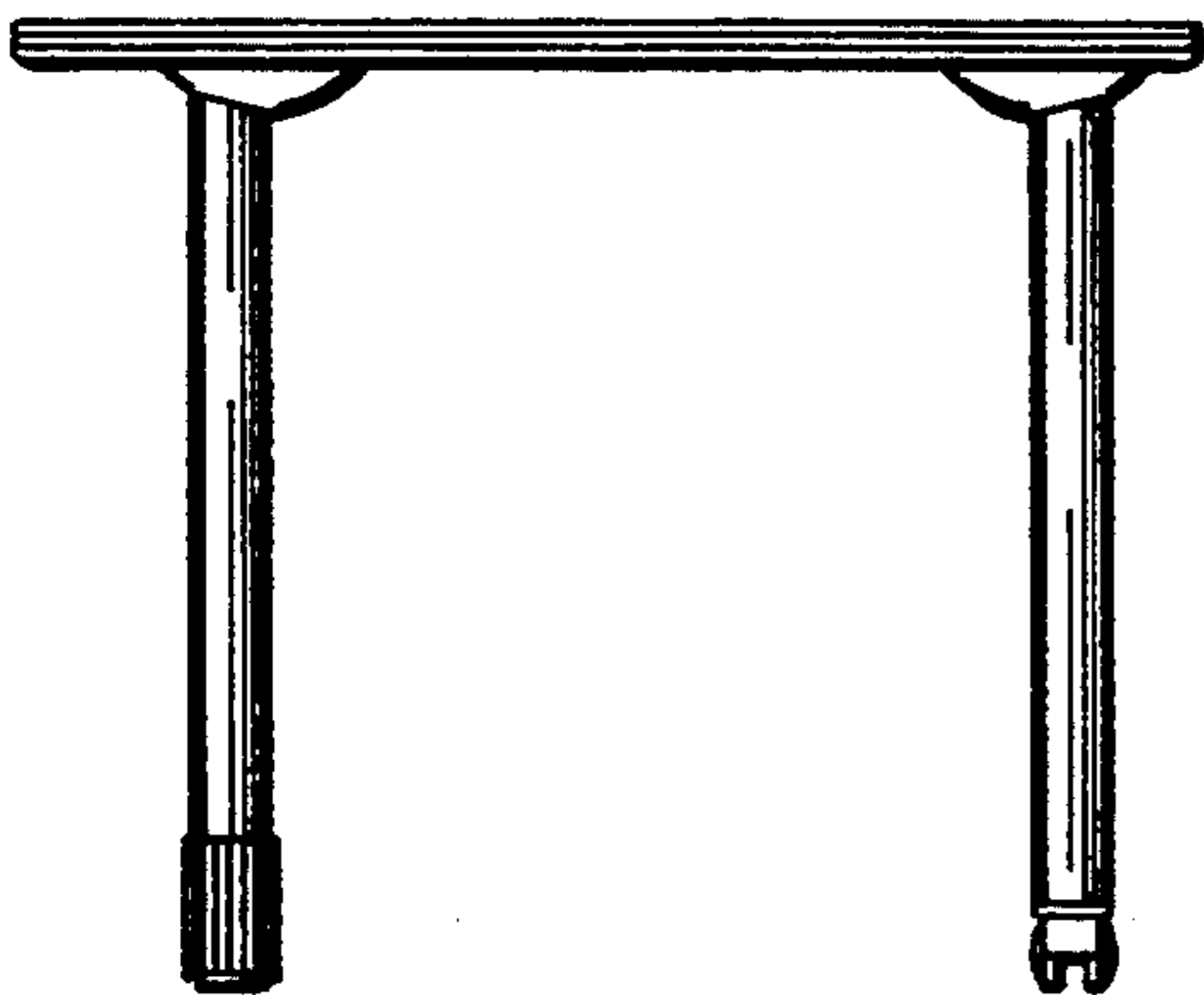


FIG. 5

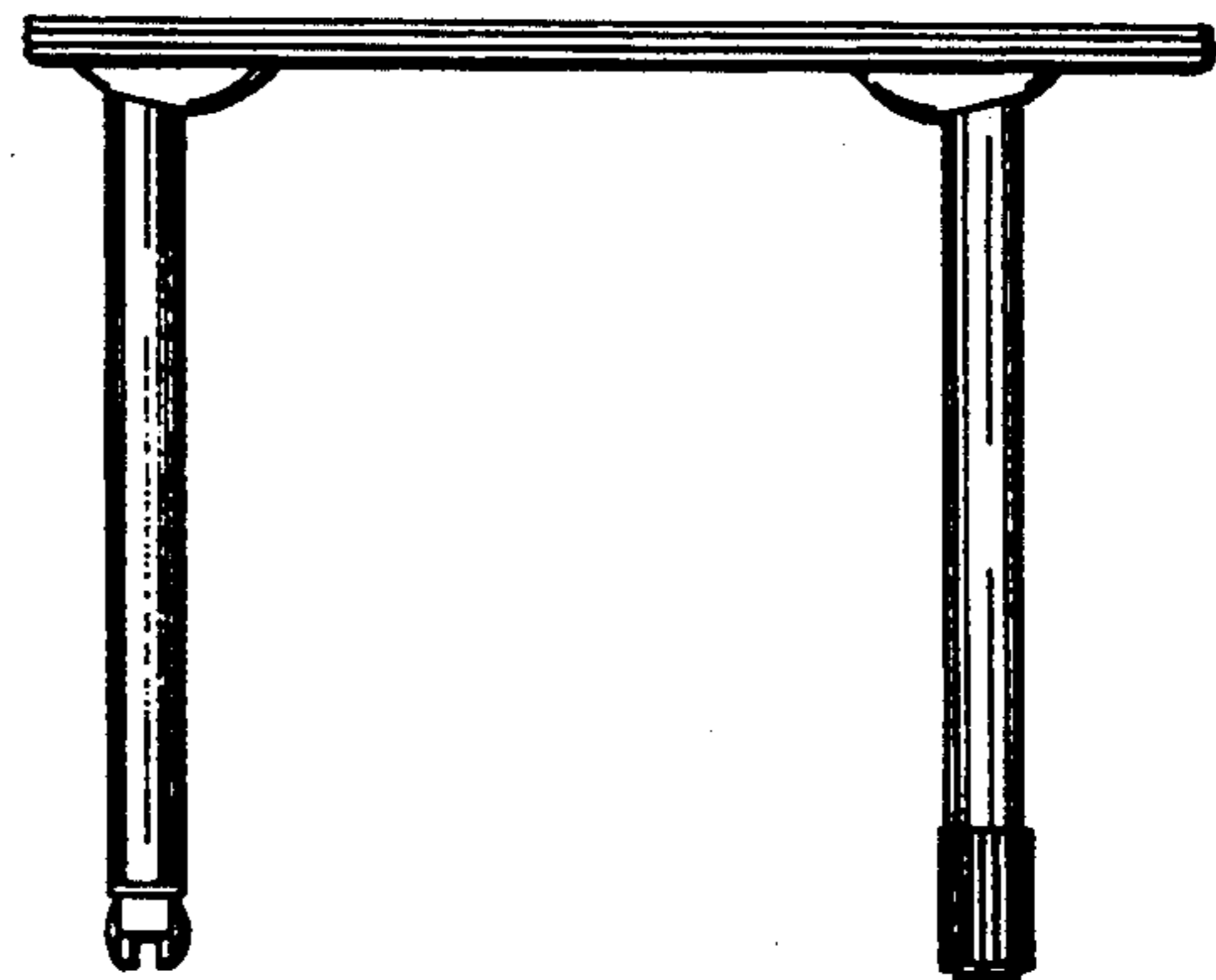


FIG. 6

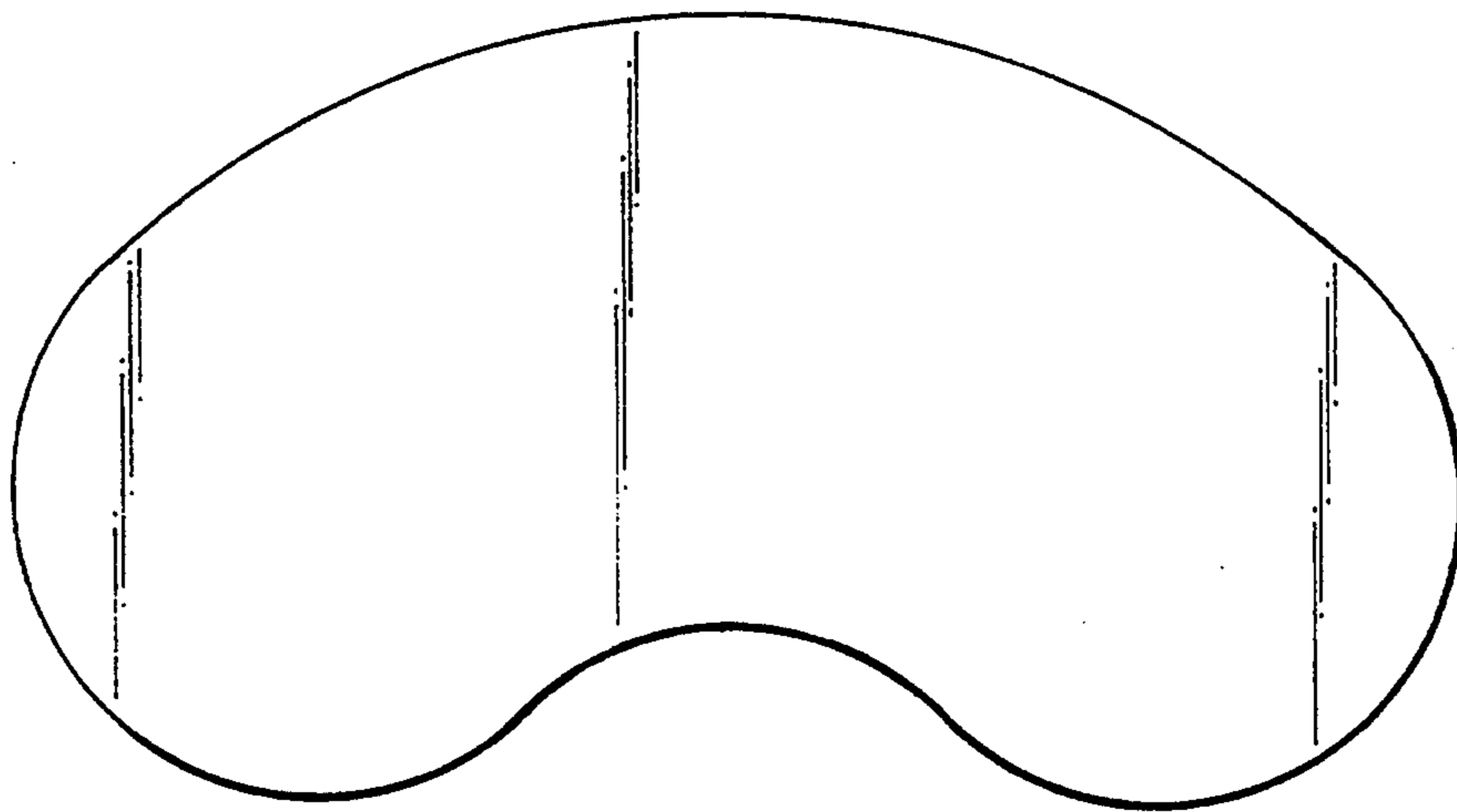


FIG. 7

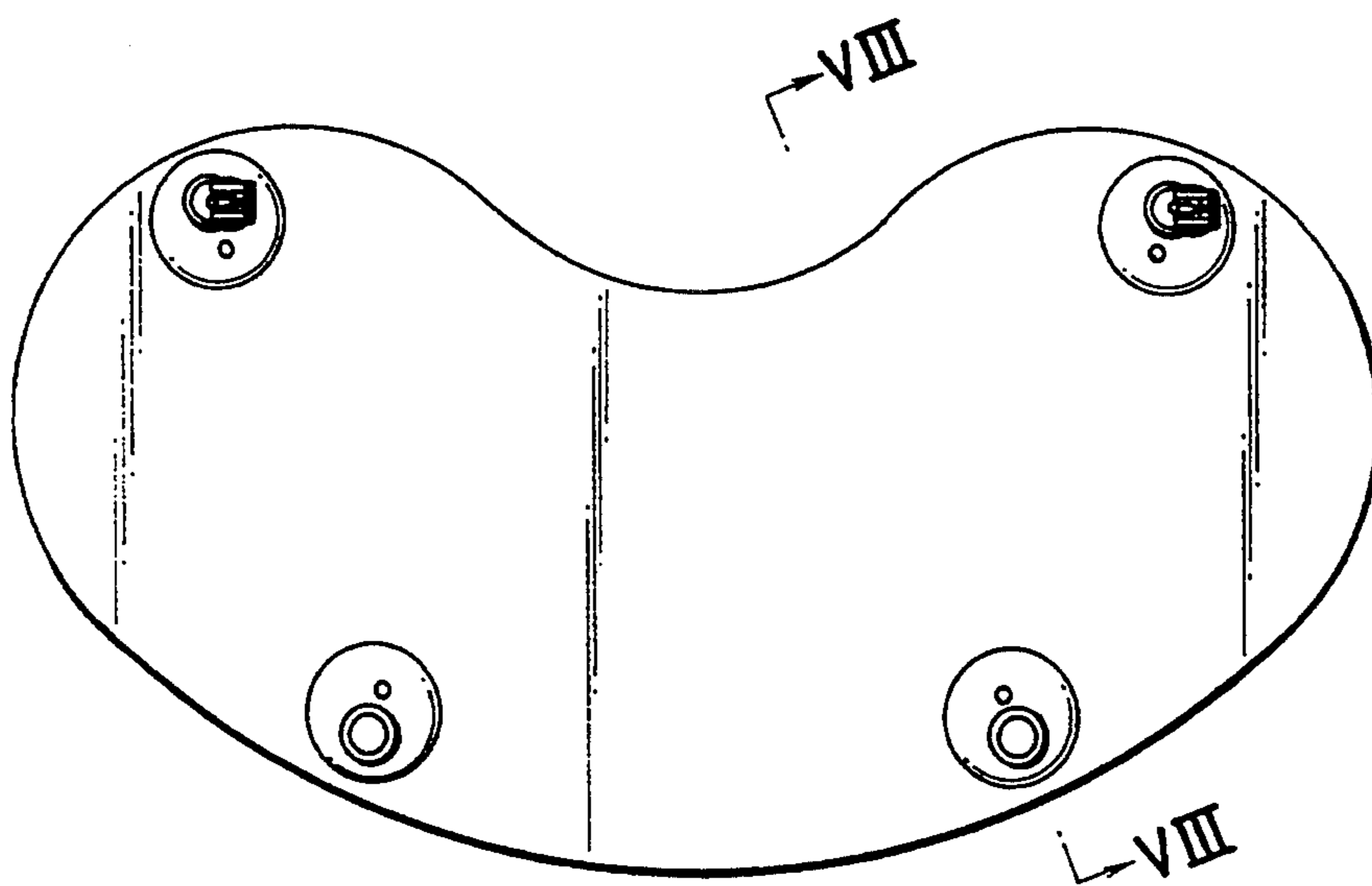


FIG. 8

