



US00D352850S

# United States Patent [19] Fujii

[11] Patent Number: **Des. 352,850**

[45] Date of Patent: **\*\* Nov. 29, 1994**

[54] **DISPLAY CASE**

[75] Inventor: **Kiyoshi Fujii, Gunma, Japan**

[73] Assignee: **Sanden Corporation, Gunma, Japan**

[\*] Notice: The portion of the term of this patent subsequent to Jul. 19, 2008 has been disclaimed.

[\*\*] Term: **14 Years**

[21] Appl. No.: **3,904**

[22] Filed: **Jan. 21, 1993**

[30] **Foreign Application Priority Data**

Jul. 22, 1992 [JP] Japan ..... 4-21995

[52] U.S. Cl. .... **D6/479; D6/470**

[58] Field of Search ..... **D6/470-472, D6/477-479, 473, 474; 312/114, 116, 236, 126, 128; 62/246, 256; 211/59.2, 59.3; D34/19-21; D15/79**

[56] **References Cited**

**U.S. PATENT DOCUMENTS**

D. 90,672	9/1933	McGaugh	.....	D6/470
D. 124,751	1/1941	Ressinger	.....	D6/470
D. 202,081	8/1965	Zaslovsky	.....	D6/470
D. 212,568	10/1968	Emery	.....	D6/470
D. 221,314	7/1971	Toth	.....	D6/470
D. 243,985	4/1977	Brown	.....	D6/470
D. 280,476	9/1985	McMahon et al.	.....	D6/470
D. 280,790	10/1985	Kooy	.....	D6/471

3,218,822	11/1965	Bently et al.	.....	D6/475 X
4,633,677	1/1987	Maehara	.	
4,644,758	2/1987	Maehara et al.	.	
4,840,439	6/1989	Nara et al.	.	
4,953,362	9/1990	Shoji et al.	.	

**OTHER PUBLICATIONS**

Architectural Forum, Nov. 1953, p. 171, 2nd and 3rd from top in 1st vertical column on left.

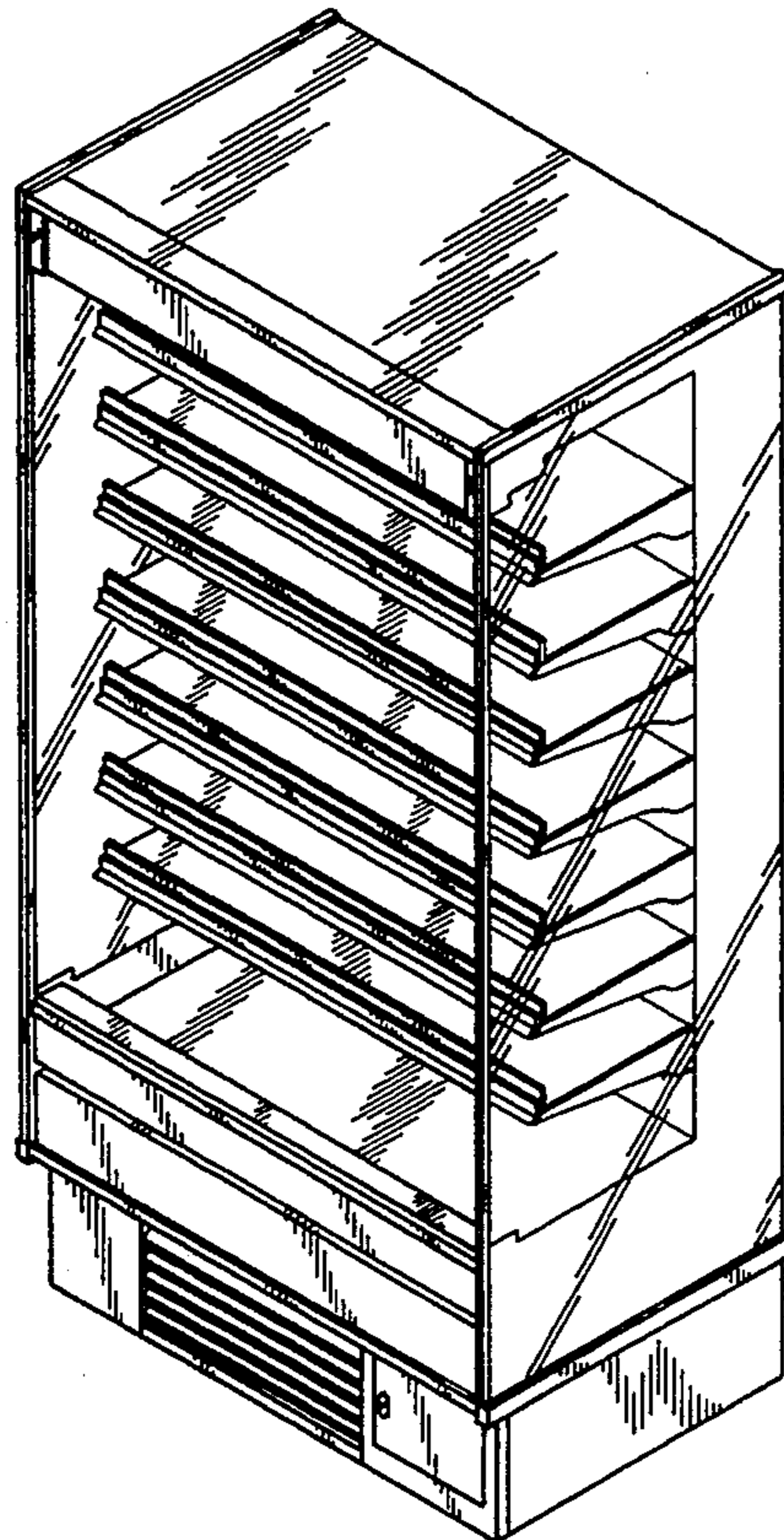
*Primary Examiner*—Alan P. Douglas  
*Assistant Examiner*—Jeffrey Asch  
*Attorney, Agent, or Firm*—Baker & Botts

[57] **CLAIM**

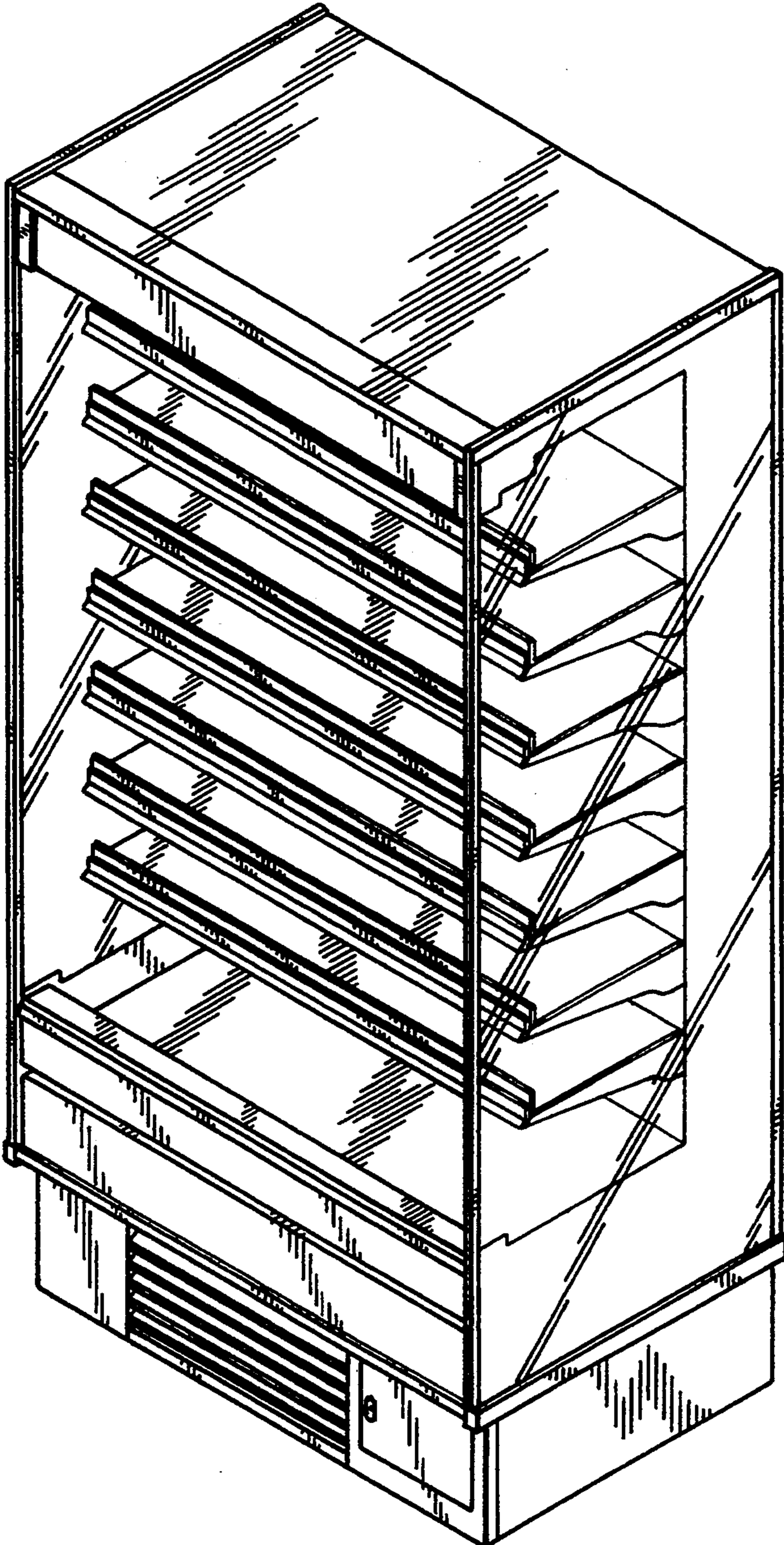
The ornamental design for a display case, as shown and described.

**DESCRIPTION**

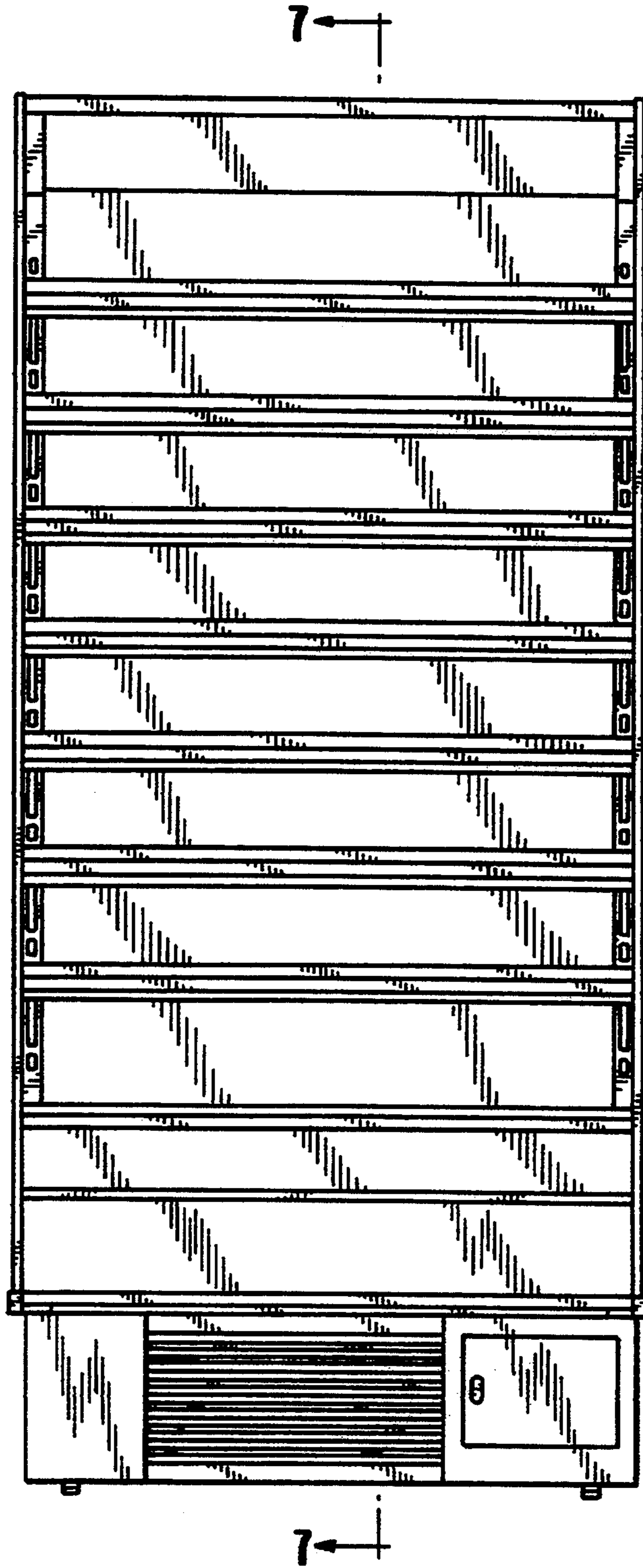
FIG. 1 is a perspective view of a display case according to my new design;  
FIG. 2 is a front elevational view of the display case shown in FIG. 1;  
FIG. 3 is a rear elevational view of the display case shown in FIG. 1;  
FIG. 4 is a top view of the display case shown in FIG. 1;  
FIG. 5 is a bottom view of the display case shown in FIG. 1;  
FIG. 6 is a side view of the display case shown in FIG. 1 the opposite side being a mirror image thereof; and,  
FIG. 7 is a cross sectional view along line 7-7 of FIG. 2 of the display case shown in FIG. 1.



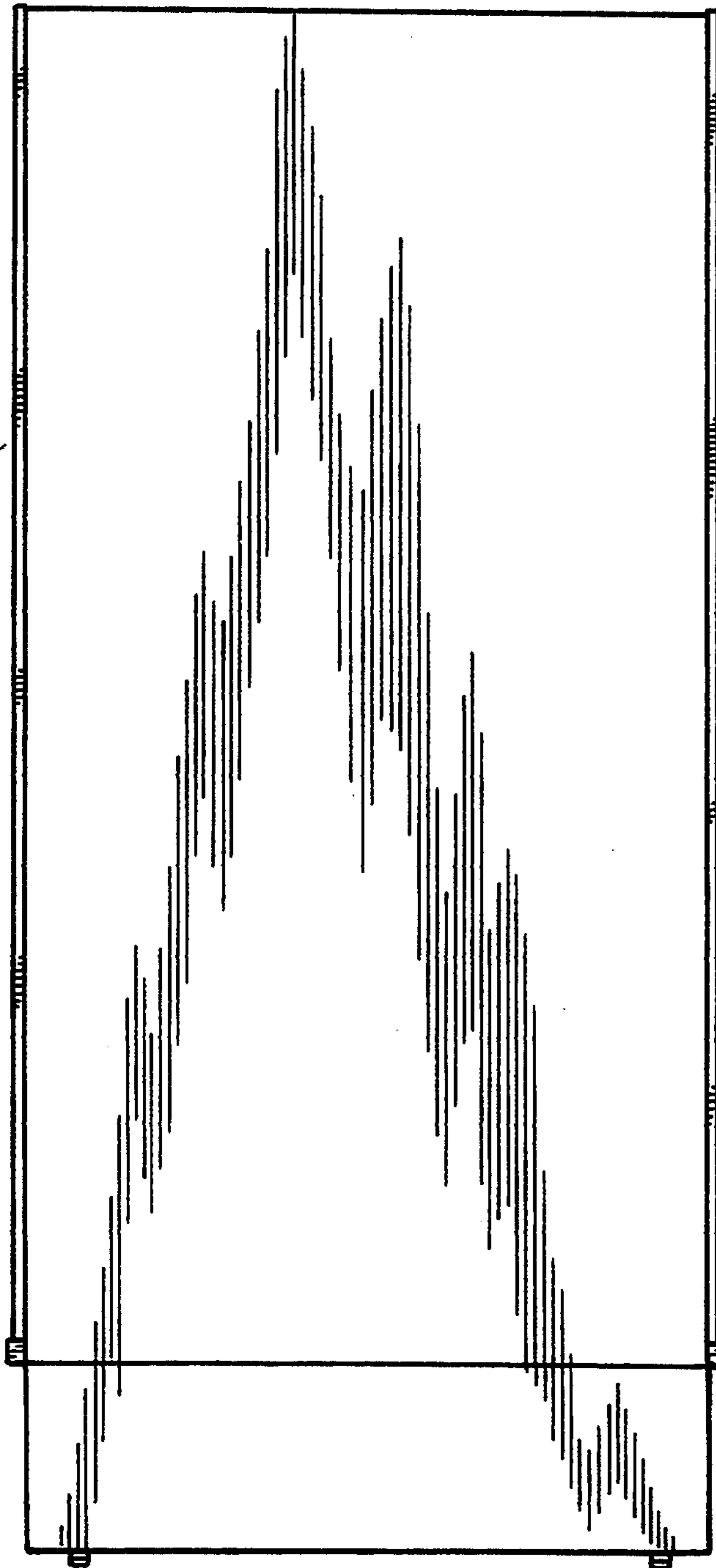
**FIG. 1**



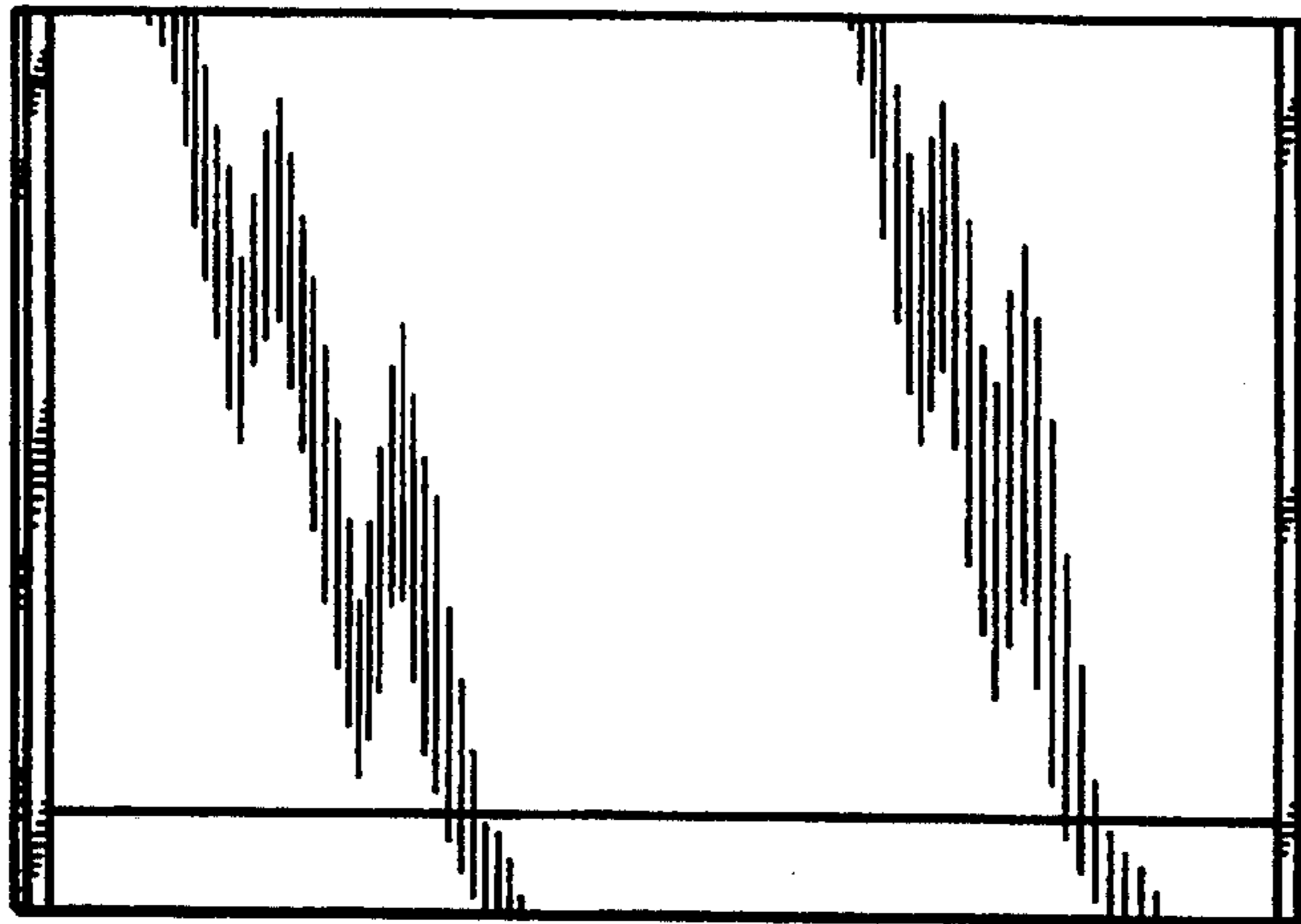
**FIG. 2**



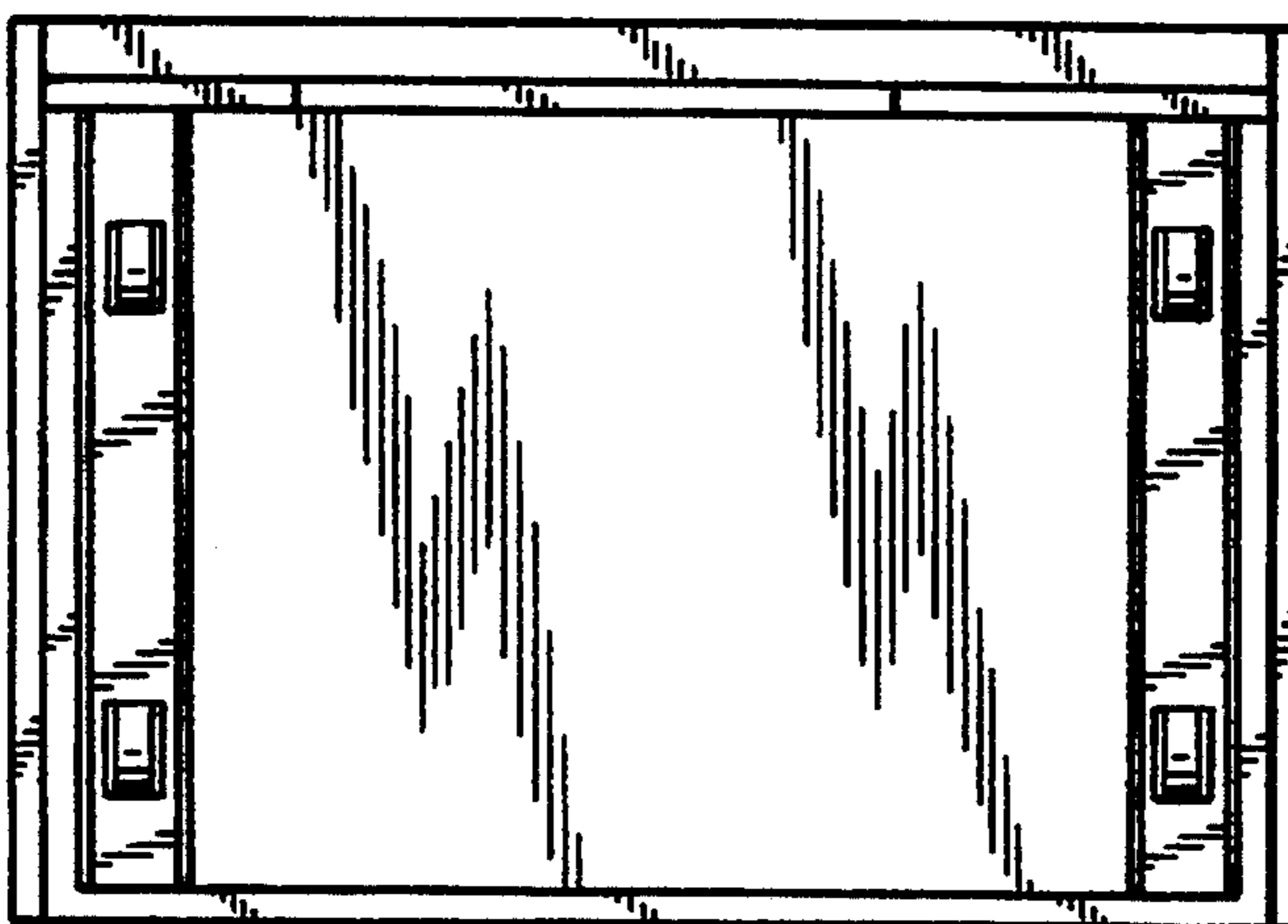
**FIG. 3**



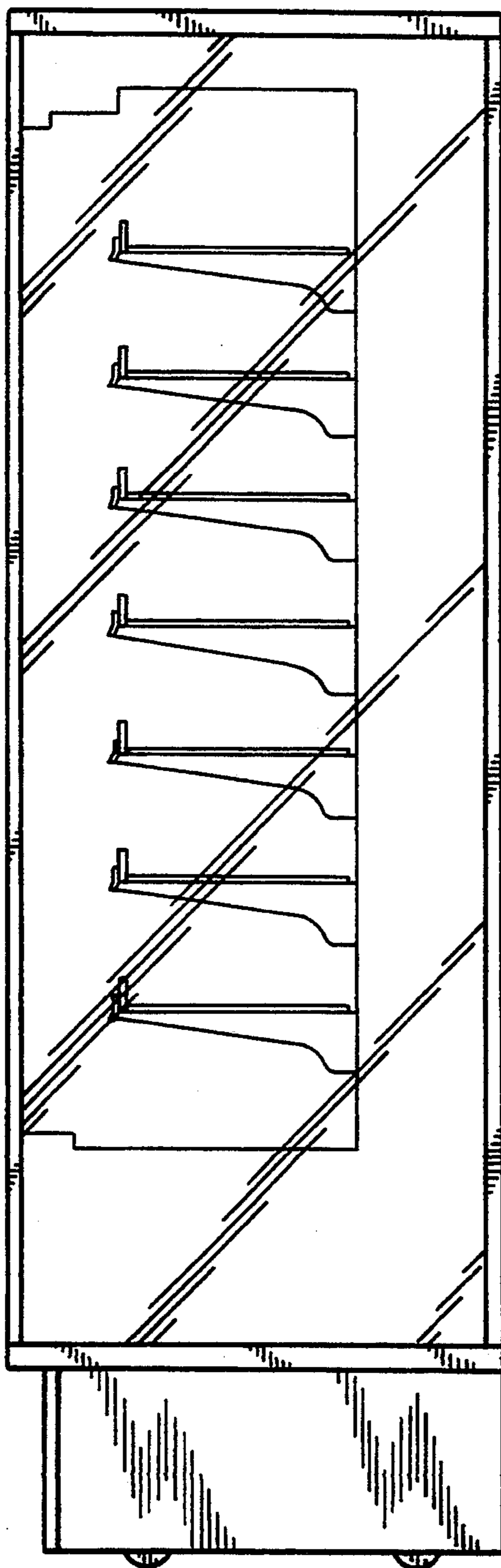
**FIG. 4**



**FIG. 5**



**FIG. 6**



**FIG. 7**

