



US00D352848S

United States Patent [19]
Dardashti

[11] **Patent Number: Des. 352,848**
[45] **Date of Patent: ** Nov. 29, 1994**

[54] **STORAGE RACK**

[76] **Inventor: Shahriar Dardashti, 236 S. Oakhurst Dr., Beverly Hills, Calif. 90212**
[**] **Term: 14 Years**
[21] **Appl. No.: 940,167**
[22] **Filed: Sep. 2, 1992**
[52] **U.S. Cl. D6/465**
[58] **Field of Search D6/464-470, D6/407, 410-415, 462; 211/106; D7/701-708**

OTHER PUBLICATIONS

Home Decorator Catalogue, p. 23.
Home Decorator Catalogue, p. 22.
Atlantic Representations, Inc. Ad, Jun. 1, 1991-Tower, Item #1209.
Two Advertisement Pages of Probell Handelsgesellschaft mbH, Hamburg, Germany, Circa Mar. 1991. The best available copies of these papers are attached and show CD towers used to hold compact discs.

Primary Examiner—Alan P. Douglas
Assistant Examiner—S. Snapp
Attorney, Agent, or Firm—Poms, Smith, Lande & Rose

[56] **References Cited**

U.S. PATENT DOCUMENTS

D. 331,166	11/1992	Ohadi	D7/701 X
D. 343,533	1/1994	David	D6/407
1,652,114	12/1927	Gestrine .	
2,205,064	6/1940	Irwin .	
2,222,831	11/1940	Bitney .	
3,220,557	11/1965	Brandes .	
3,543,943	12/1970	Joy et al.	211/131
3,938,665	2/1976	Rumble	211/4
4,358,018	11/1982	Wolfe	211/41
4,655,345	4/1987	Drake et al.	206/309
4,730,739	3/1988	Semerau, Jr.	211/189
4,762,689	8/1988	Frey et al.	422/310
4,872,554	10/1989	Quernemoen	206/454
4,911,308	3/1990	Nylund	211/41
5,054,626	10/1991	Stempinski	211/40
5,129,525	7/1992	Maynard .	
5,199,577	4/1993	Curtis .	
5,219,079	7/1993	Nakamura .	

[57] **CLAIM**

The ornamental design for a storage rack, as shown and described.

DESCRIPTION

FIG. 1 is a perspective view of a storage rack showing my new design and compact disc cases represented by dashed lines are for illustrative purposes only and do not form any part of the claimed design;
FIG. 2 is a right side elevational view thereof, the left side view being a mirror image thereof;
FIG. 3 is a top plan view thereof;
FIG. 4 is a front elevational view thereof;
FIG. 5 is a rear elevational view thereof;
FIG. 6 is a perspective view of a second embodiment of the storage rack; and,
FIG. 7 is a perspective view of a third embodiment of the storage rack.

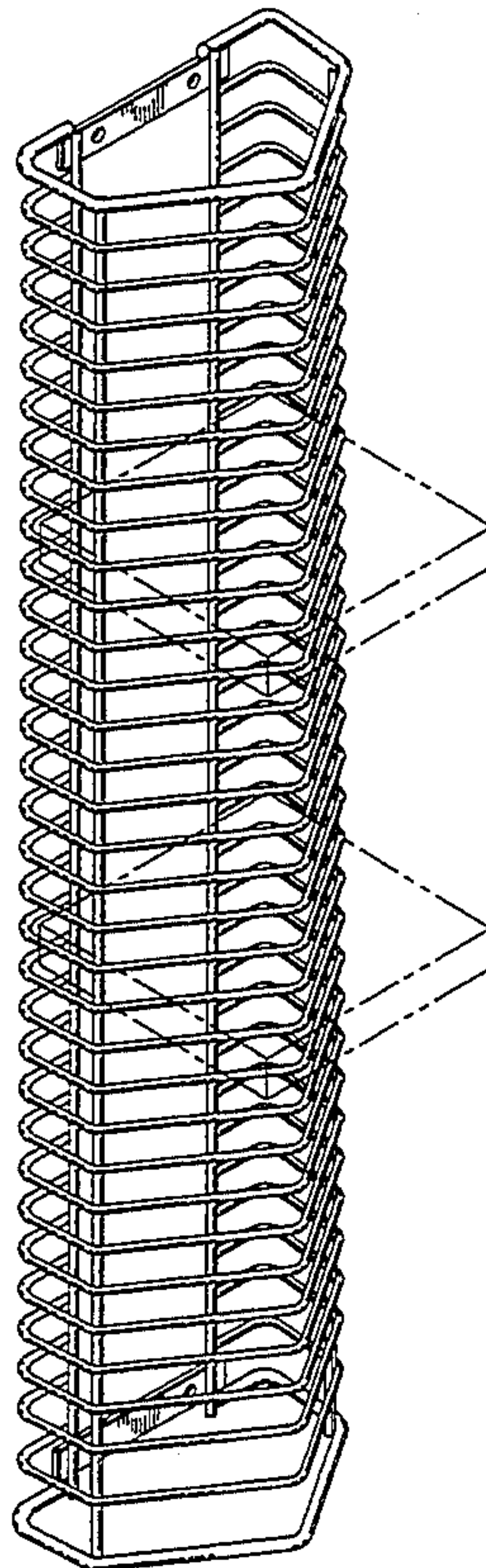


FIG. 1

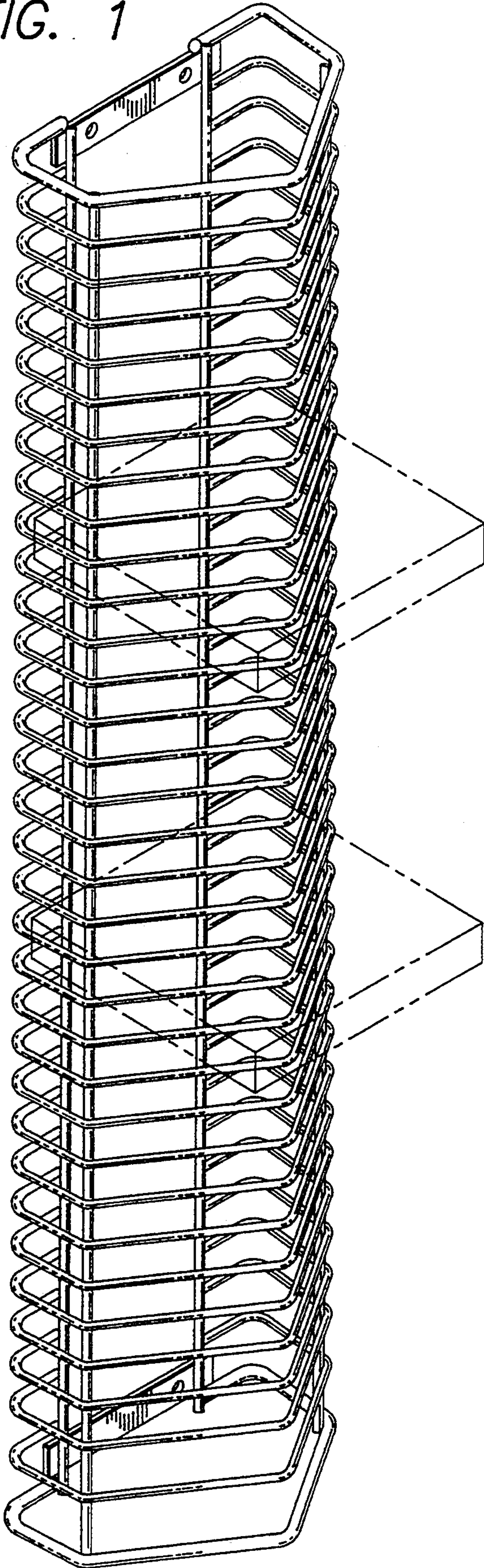


FIG. 2

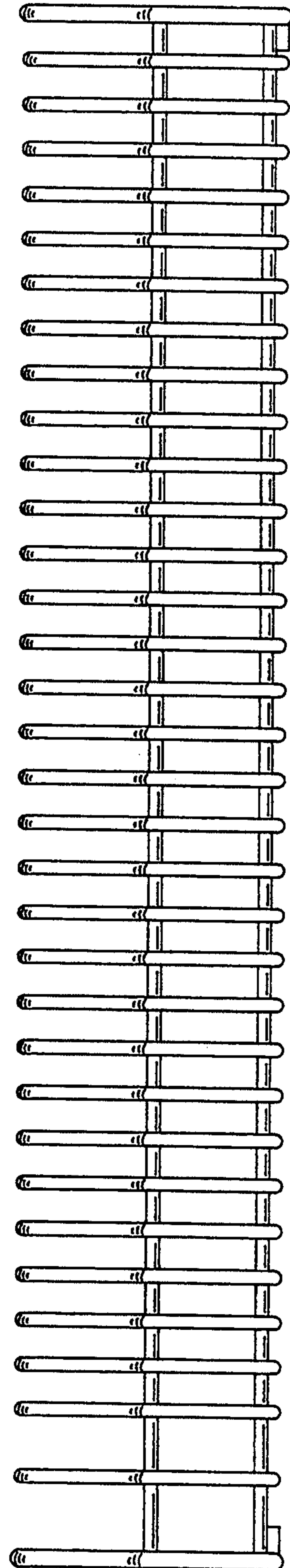


FIG. 3

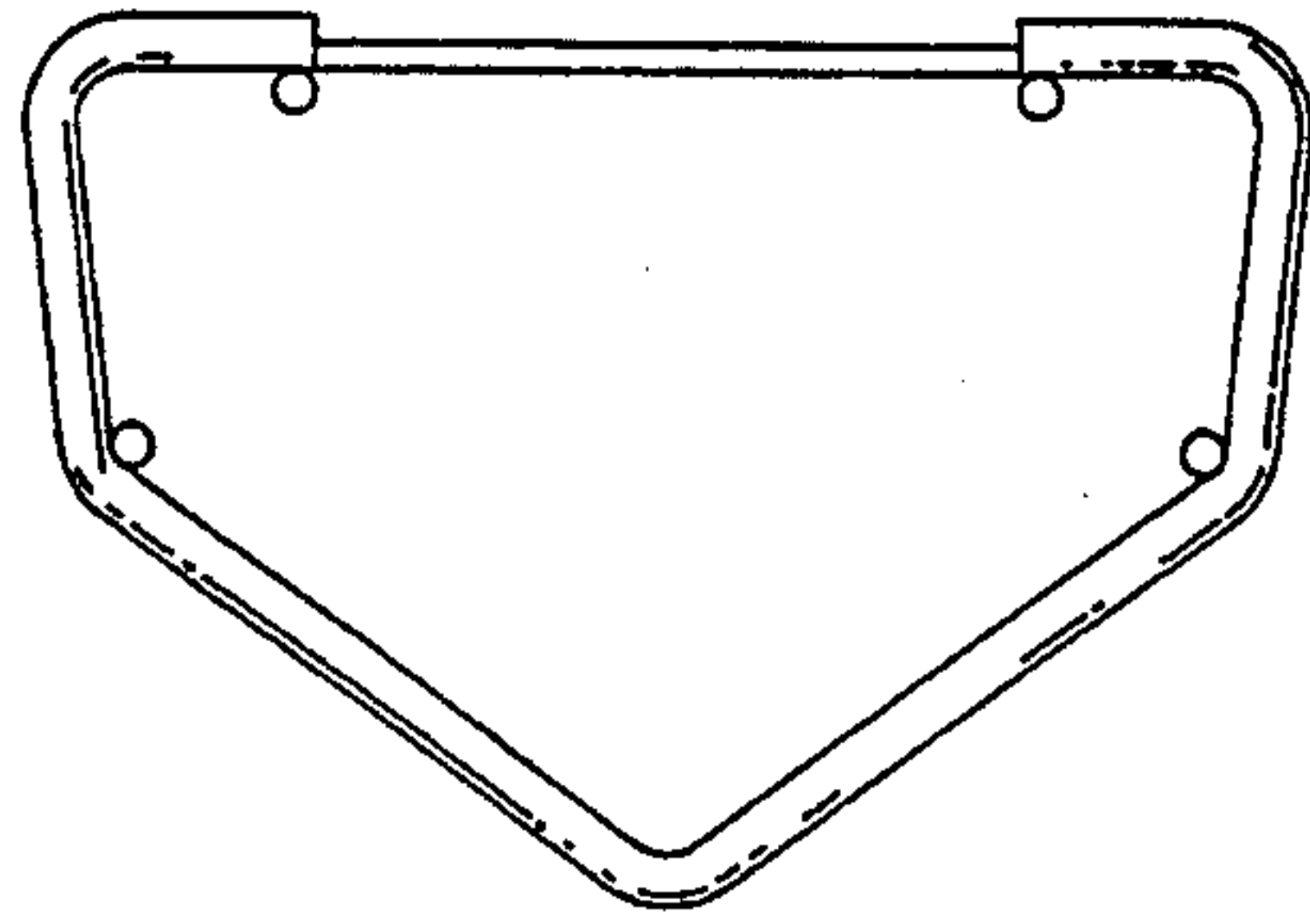


FIG. 4

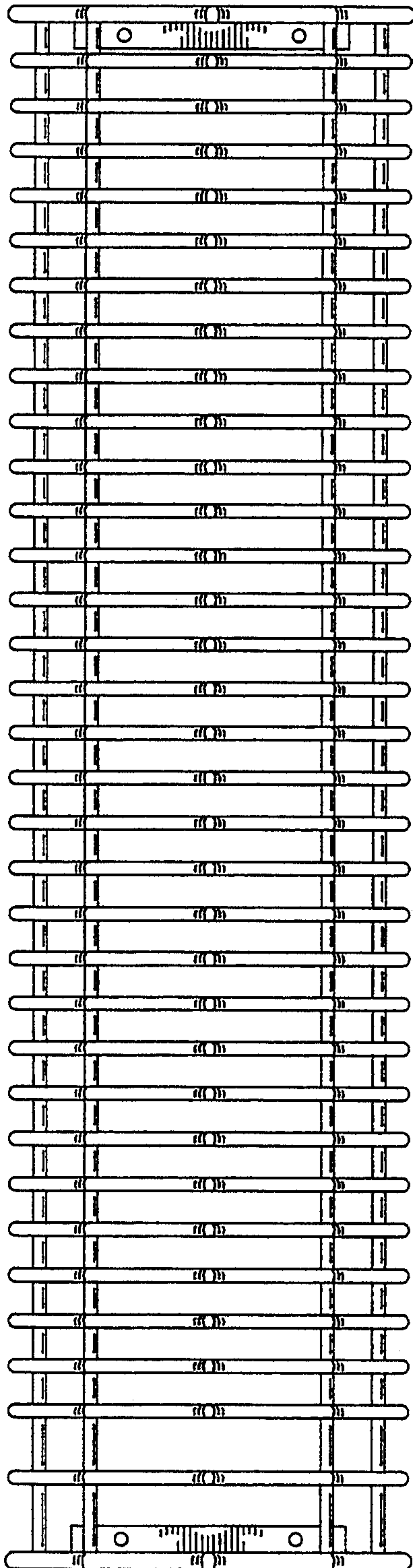


FIG. 5

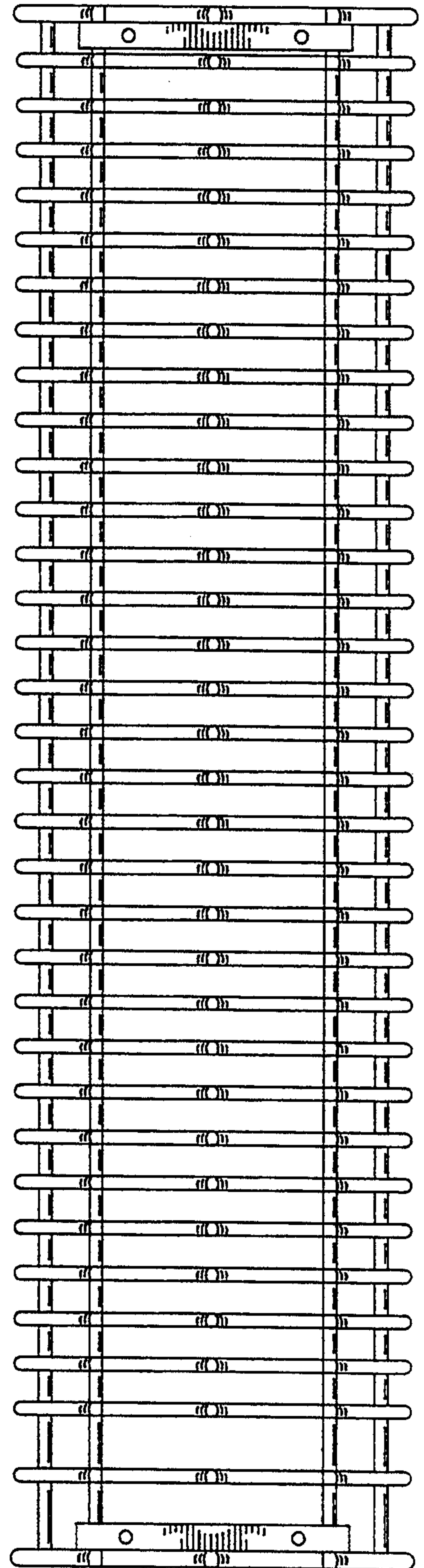


FIG. 6

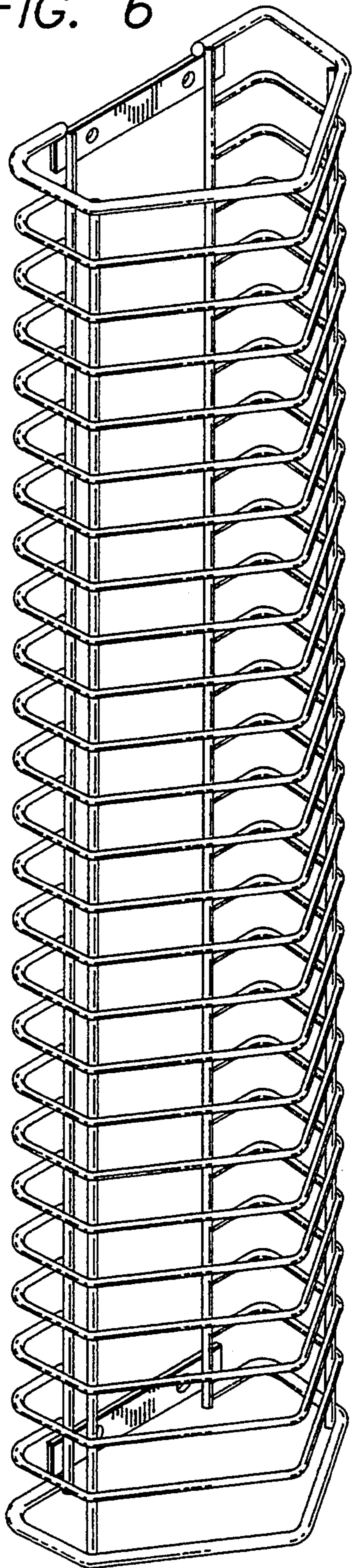


FIG. 7

