



US00D352840S

United States Patent [19]

Alchin

[11] Patent Number: **Des. 352,840**

[45] Date of Patent: **** Nov. 29, 1994**

[54] CHAIR

[75] Inventor: **Roy N. Alchin**, New South Wales, Australia

[73] Assignee: **Alchin & Long Group Pty Limited**
T/AS Colonial Castings, Smithfield, Australia

[**] Term: **14 Years**

[21] Appl. No.: **11,616**

[22] Filed: **Aug. 9, 1993**

[30] **Foreign Application Priority Data**

Apr. 2, 1993 [AU] Australia 998/93

[52] U.S. Cl. **D6/376; D6/379; D6/380**

[58] Field of Search **D6/374, 369, 370, 374, D6/376, 379, 380, 500, 501, 502; 297/411.44**

[56] **References Cited**

U.S. PATENT DOCUMENTS

D. 181,533 11/1957 Jones et al. D6/376

- D. 194,031 11/1962 Jensen et al. D6/379
- D. 206,154 11/1966 Bradley D6/369
- D. 219,812 2/1971 Wilkinson D6/376 X
- D. 335,778 5/1993 Hess D6/376
- D. 340,146 10/1993 Caldwell D6/370
- D. 341,266 11/1993 Caldwell D6/376 X
- D. 342,840 1/1994 Doughty D6/376

Primary Examiner—Alan P. Douglas
Assistant Examiner—Gary D. Watson
Attorney, Agent, or Firm—Ladas & Parry

[57] **CLAIM**

The ornamental design for a chair, as shown and described.

DESCRIPTION

FIG. 1 is a perspective view of a chair showing my new design;
FIG. 2 is a right side elevational view, the left side being a mirror image thereof;
FIG. 3 is a front elevational view thereof;
FIG. 4 is a rear elevational view thereof;
FIG. 5 is a top plan view thereof; and,
FIG. 6 is a bottom plan view thereof.






FIG. 1

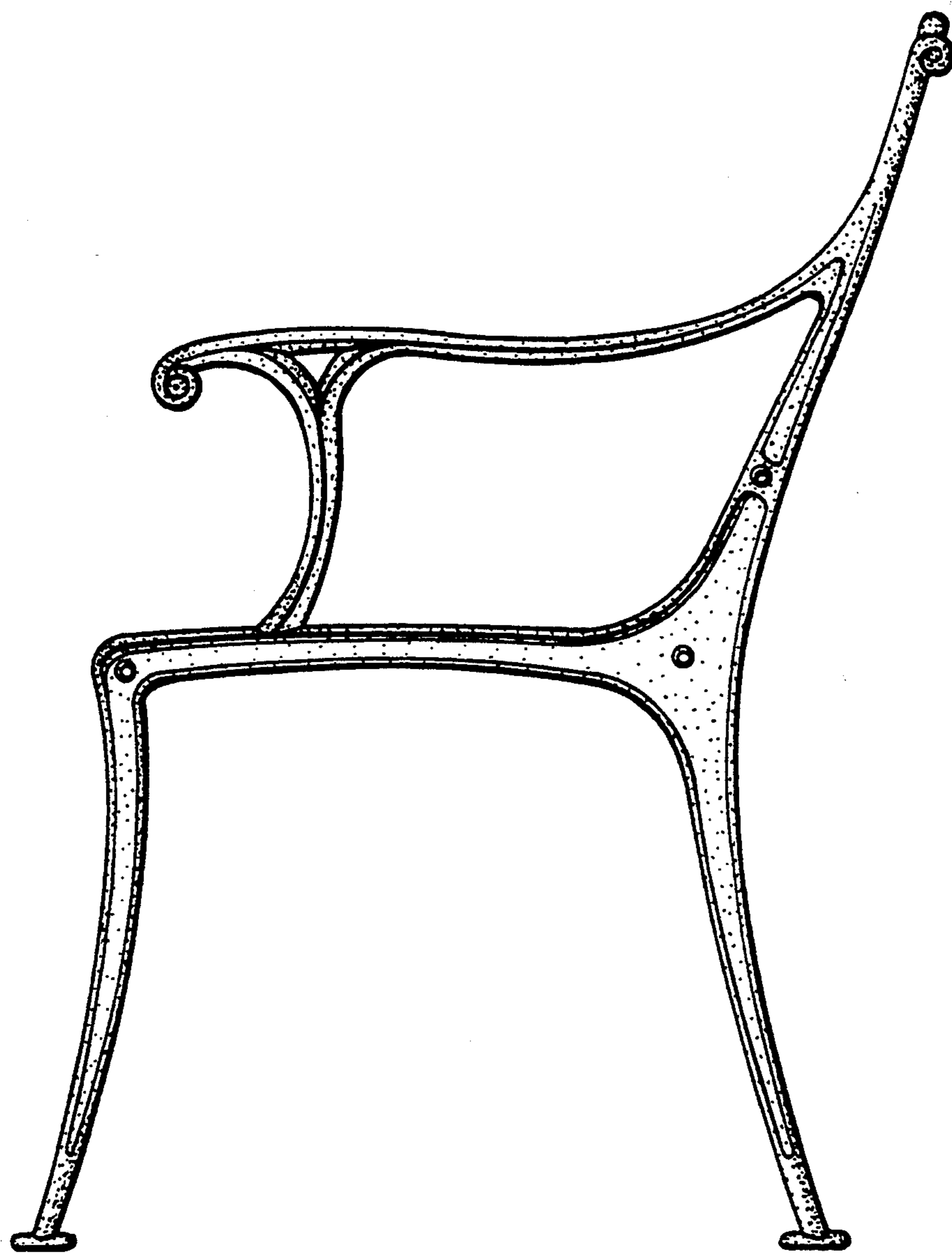


FIG. 2




FIG. 3




FIG. 4




FIG. 5




FIG. 6