



US00D352838S

# United States Patent [19]

[11] Patent Number: **Des. 352,838**

Adams

[45] Date of Patent: **\*\* Nov. 29, 1994**

[54] **CHAIR**

[76] Inventor: **Shary Adams, 87 Marlborough Avenue, Toronto, Ontario, Canada, M5R 1X5**

D. 296,625 7/1988 Mulhauser ..... D6/361 X  
D. 335,585 5/1993 Grosfillex ..... D6/361  
D. 338,115 8/1993 Grosfillex ..... D6/370

[\*\*] Term: **14 Years**

[21] Appl. No.: **537**

[22] Filed: **Oct. 30, 1992**

### OTHER PUBLICATIONS

Schöner Wohnen, Feb. 1985, p. 34, Lounge chair at mid-page.

[30] **Foreign Application Priority Data**

Sep. 22, 1992 [CA] Canada ..... 2209926

[52] U.S. Cl. .... **D6/370; D6/361**

[58] Field of Search ..... D6/334, 358, 360, 361, D6/370, 371, 373, 374, 375, 376, 379, 380, 500, 501, 502; 297/411.42, 445, DIG. 2

*Primary Examiner*—Alan P. Douglas  
*Assistant Examiner*—Gary D. Watson  
*Attorney, Agent, or Firm*—Sim & McBurney

[57] **CLAIM**

The ornamental design for a chair, as shown and described.

[56] **References Cited**

#### U.S. PATENT DOCUMENTS

D. 81,056 4/1930 Kirkpatrick ..... D6/361  
D. 99,556 5/1936 Smith ..... D6/379 X  
D. 106,383 10/1937 Vavrik ..... D6/373  
D. 131,079 1/1942 Anderson ..... D6/372  
D. 131,080 1/1942 Anderson ..... D6/358  
D. 168,429 12/1952 Williams ..... D6/361

### DESCRIPTION

FIG. 1 is a perspective view of a chair showing my new design;  
FIG. 2 is a left side elevational view, the right side being a mirror image thereof;  
FIG. 3 is a front elevational view;  
FIG. 4 is a rear elevational view;  
FIG. 5 is a top plan view thereof; and,  
FIG. 6 is a perspective view of a chair showing a second embodiment of my new design.






FIG. 2.

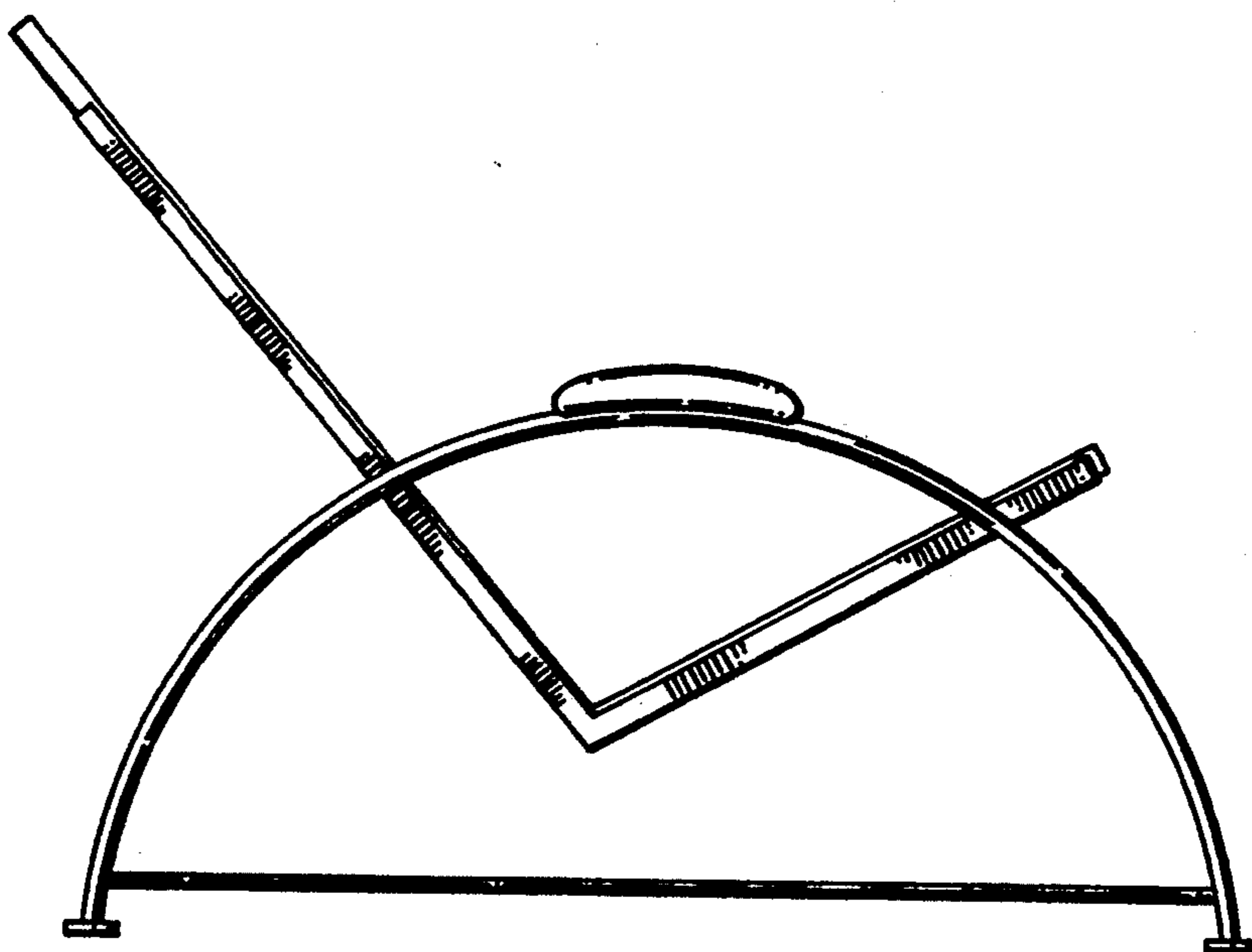


FIG. 3.

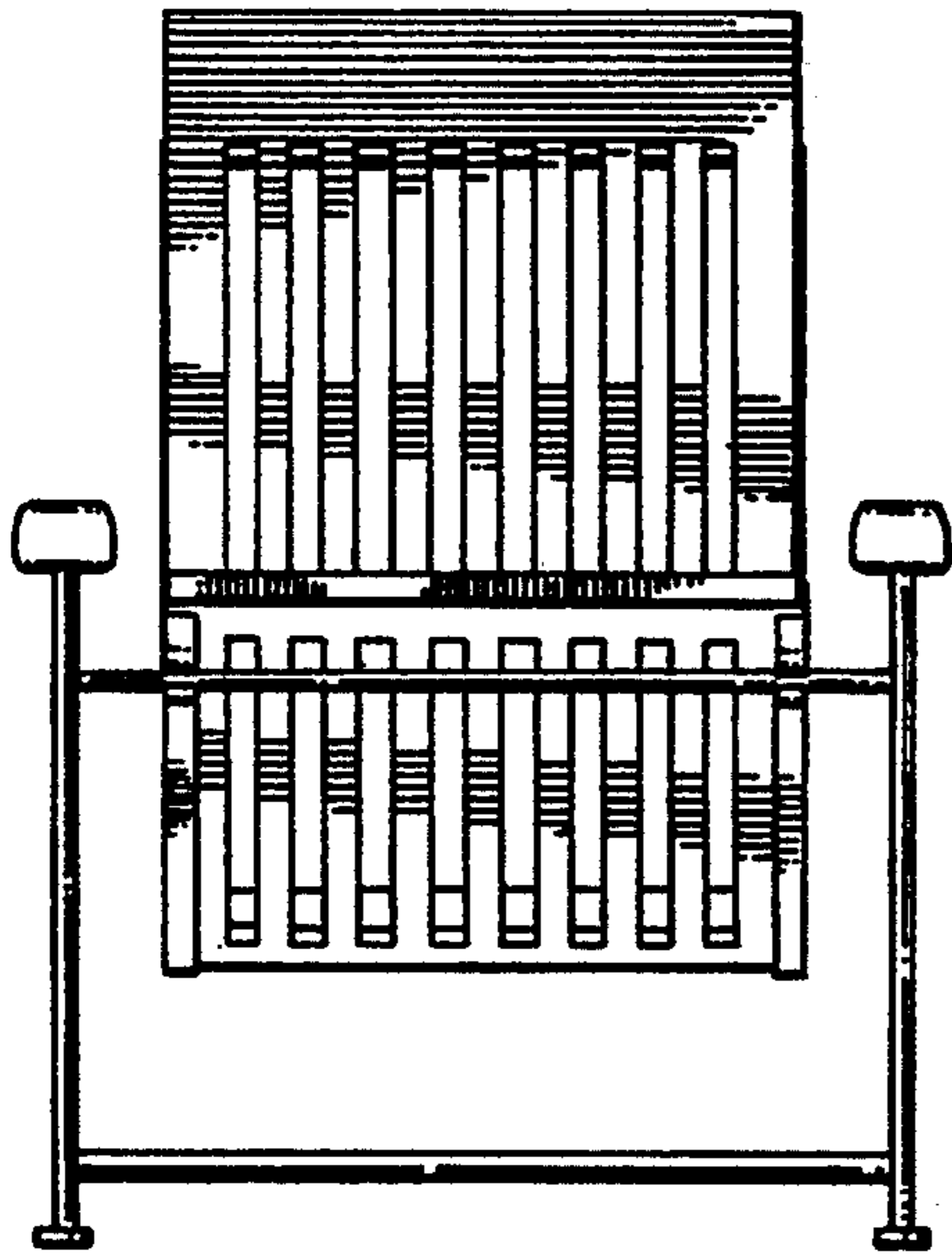


FIG. 4.

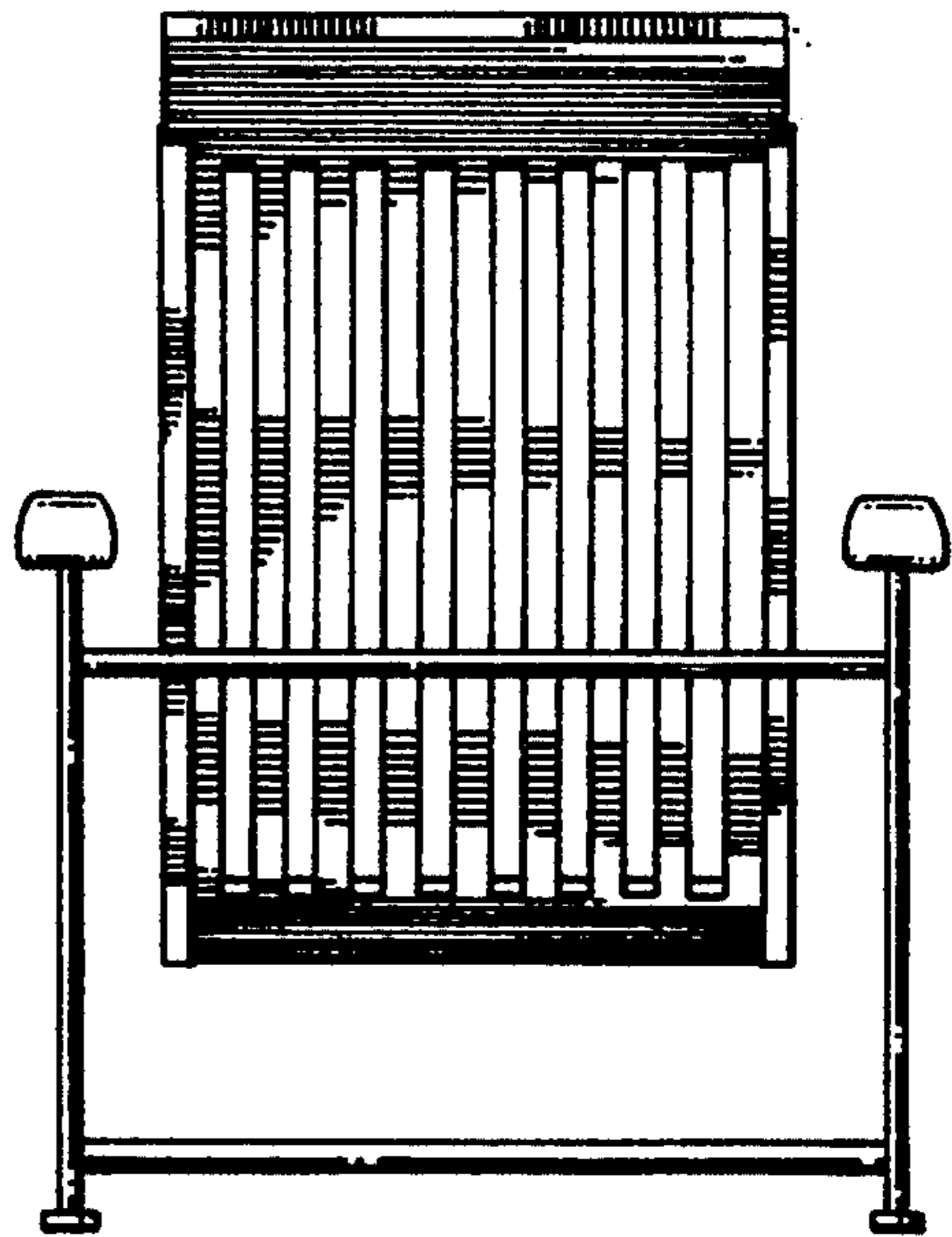


FIG. 5.

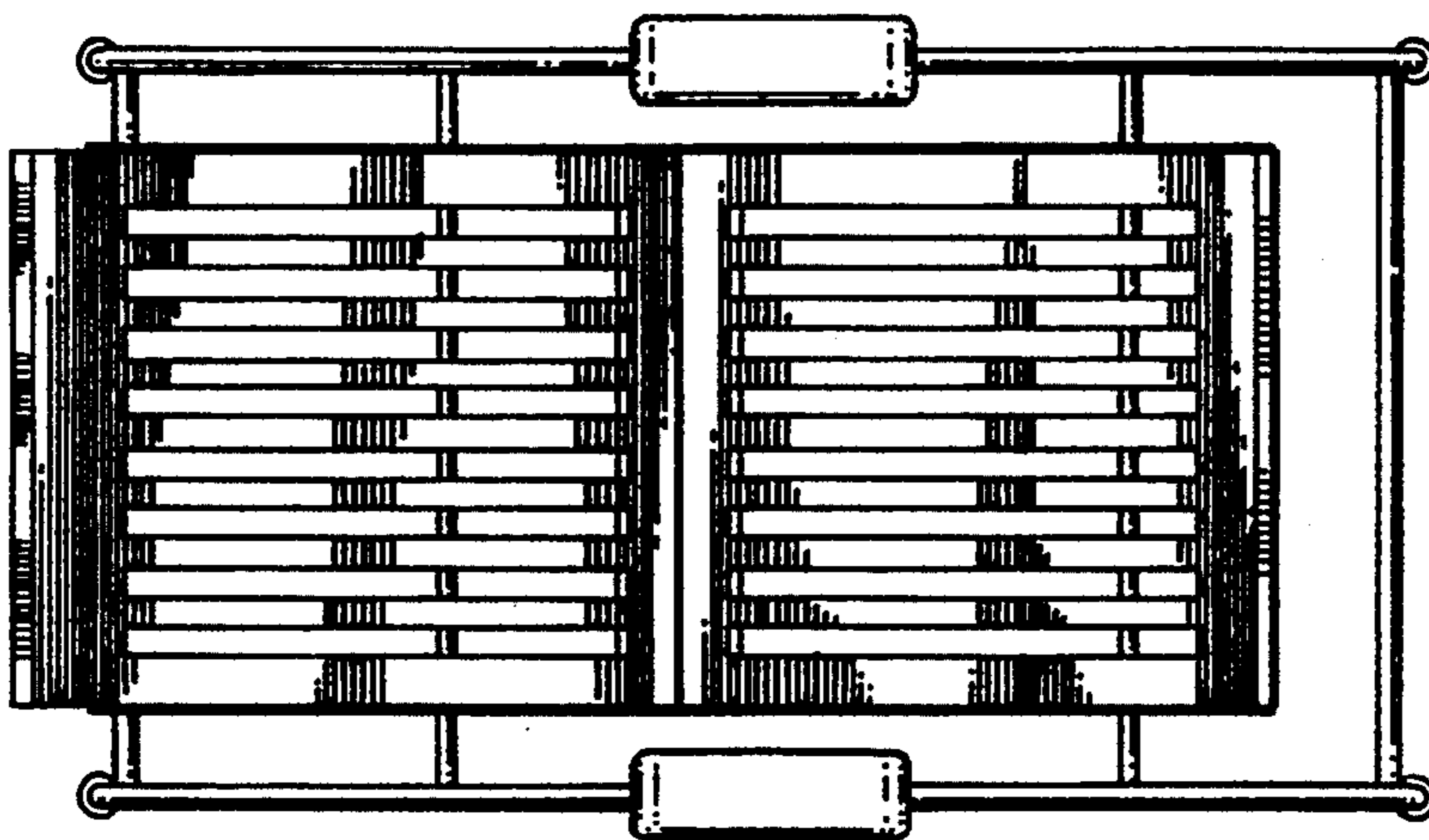


FIG.6.

