



US00D352825S

United States Patent [19] Hsieh

[11] Patent Number: **Des. 352,825**

[45] Date of Patent: **** Nov. 29, 1994**

[54] EYEGLASS CASE

[76] Inventor: **Chi H. Hsieh**, P.O. Box 890666,
Temecula, Calif. 92592

[**] Term: **14 Years**

[21] Appl. No.: **15,726**

[22] Filed: **Nov. 26, 1993**

[52] U.S. Cl. **D3/265**

[58] Field of Search **D2/742; D3/219, 226,
D3/247, 208, 249, 251, 252, 253, 263, 264, 265,
267, 268, 266, 234, 248, 243, 289, 301; D6/597;
224/229; 248/902, 229; 150/143; D11/149;
D16/129**

D. 344,655 3/1994 Alexander D6/597
2,735,597 2/1956 Treleven 206/5
3,234,564 2/1966 Chujfi D2/742
4,823,943 4/1989 Chang D3/264

OTHER PUBLICATIONS

Travelware Jun. 1988; p. 19, Denim Case in upper right corner.

Primary Examiner—C. A. Murphy
Attorney, Agent, or Firm—Loyal M. Hanson

[57] CLAIM

The ornamental design for an eyeglass case, as shown and described.

[56] References Cited

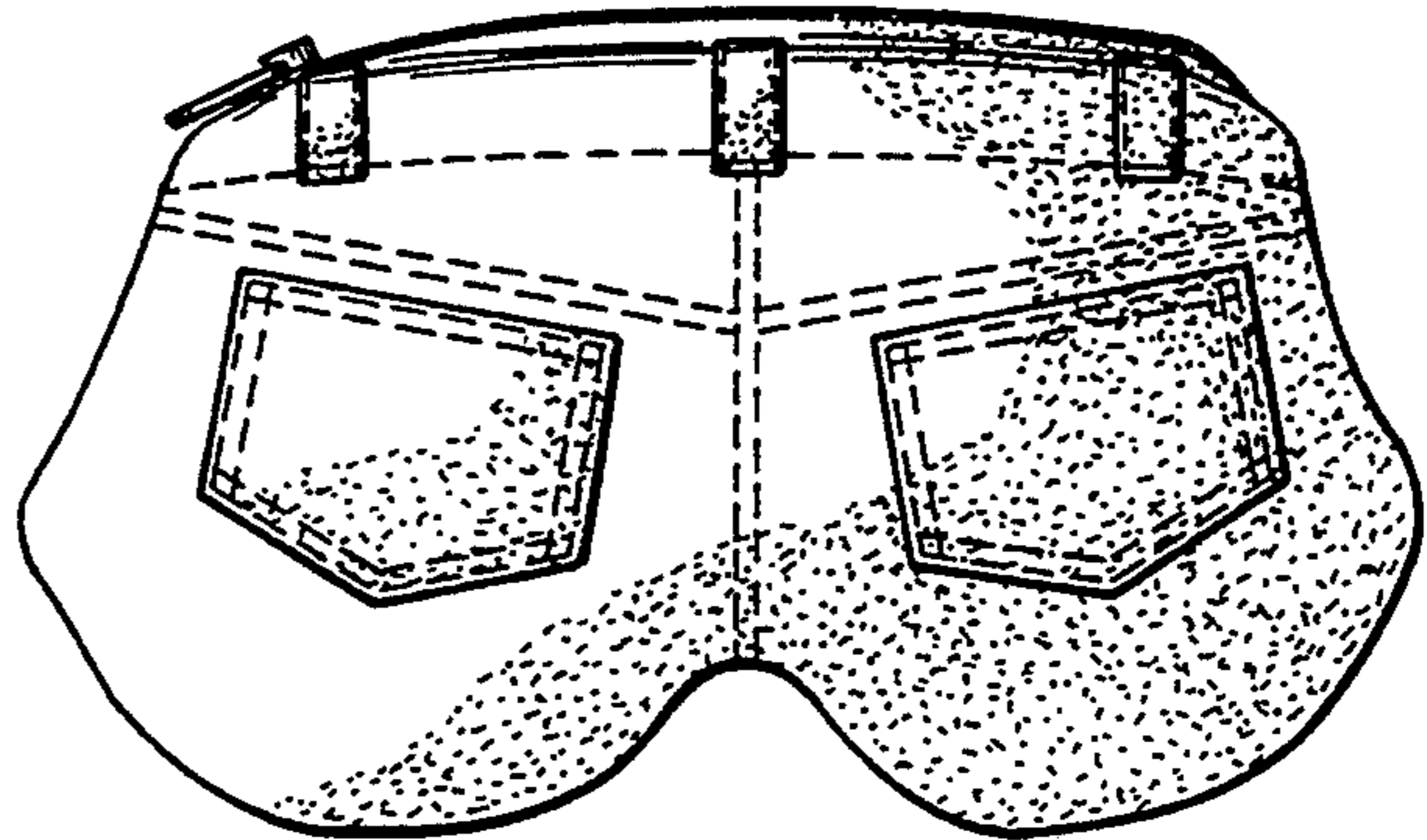
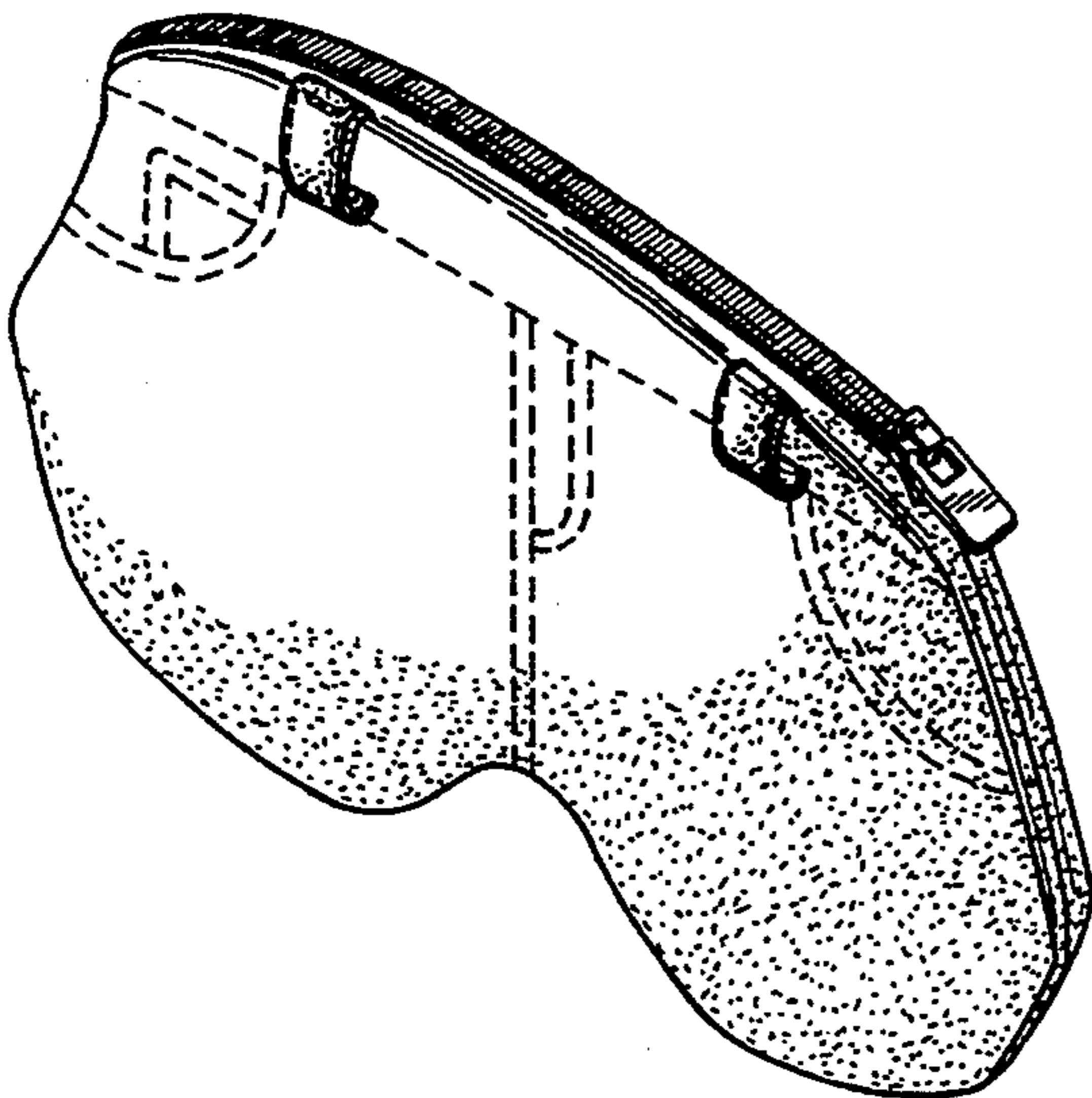
U.S. PATENT DOCUMENTS

D. 246,637 12/1977 Kawade D11/149
D. 264,976 6/1982 Greene D3/265
D. 293,389 12/1987 Vitaloni D3/219
D. 293,853 1/1988 Cooper D3/243
D. 309,828 8/1990 Cook D3/265
D. 316,328 4/1991 Willoughby D3/234

DESCRIPTION

FIG. 1 is a perspective view of an eyeglass case showing my new design, the broken lines shown in FIGS. 1 and 3 being understood to represent conventional stitching;

FIG. 2 is a left side elevational view thereof; FIG. 3 is a rear elevational view thereof; and, FIG. 4 is a bottom plan view thereof.



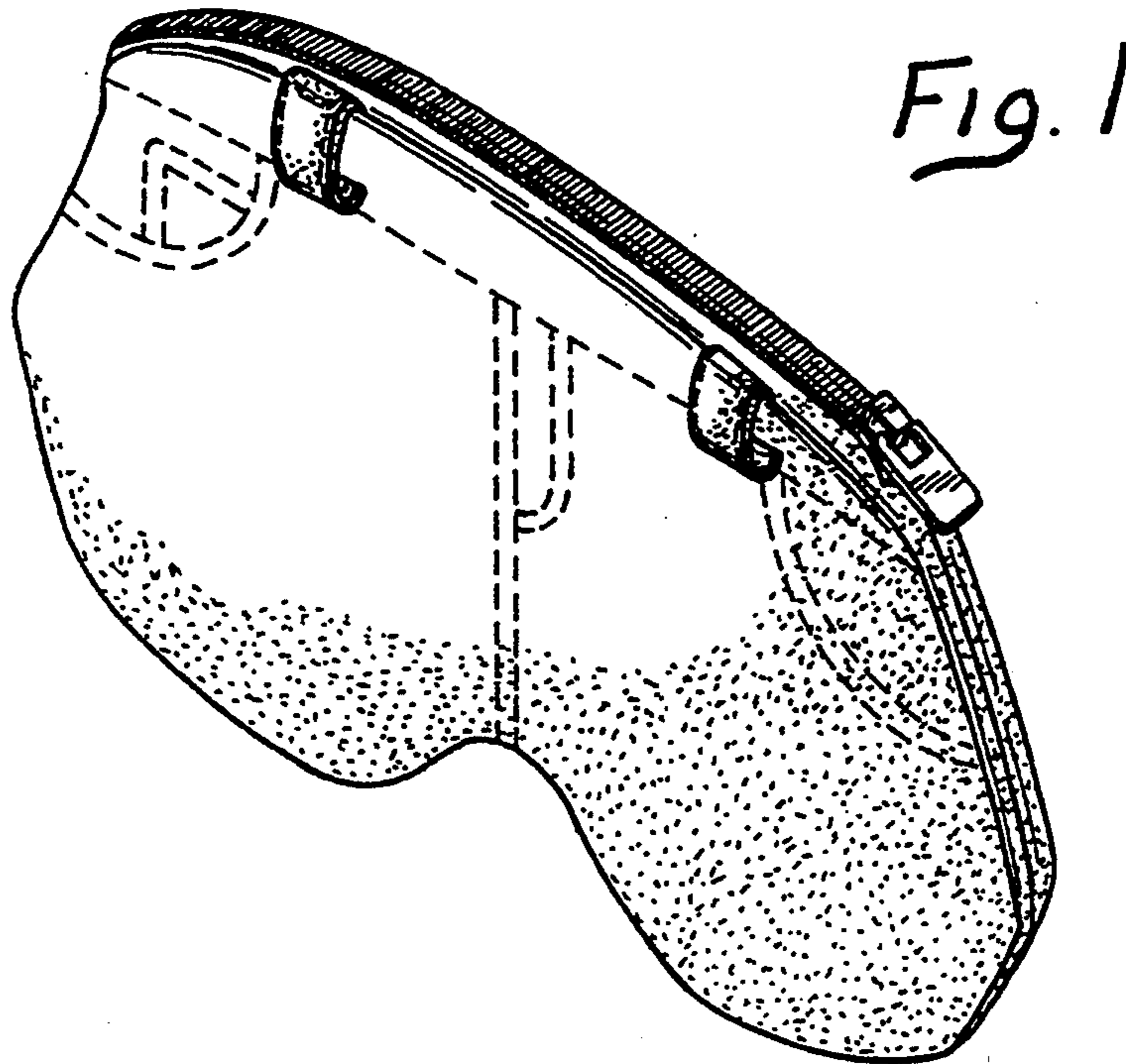


Fig. 1



Fig. 2



Fig. 4

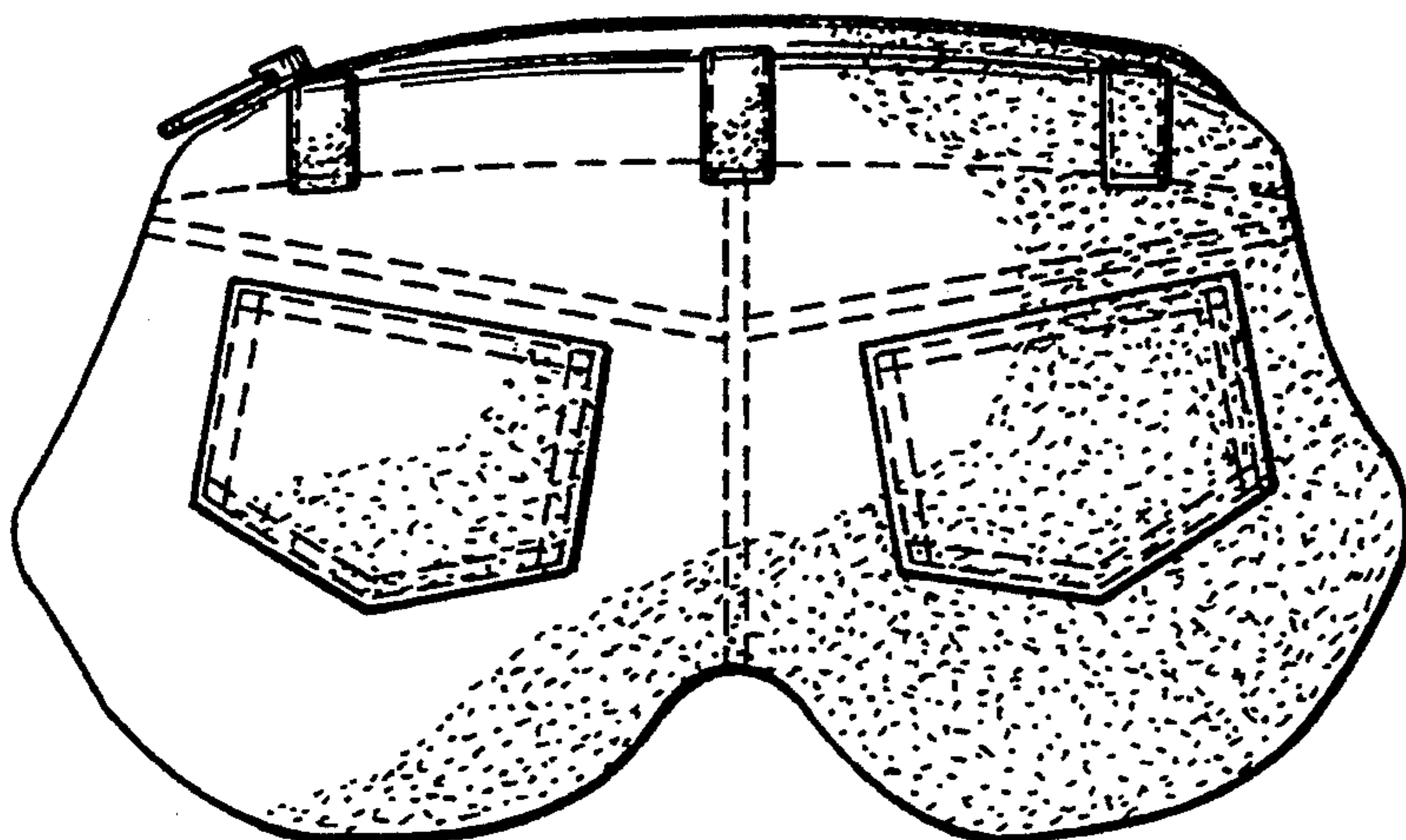


Fig. 3