



US00D352824S

# United States Patent [19]

[11] Patent Number: **Des. 352,824**

Saggese, Jr.

[45] Date of Patent: **\*\* Nov. 29, 1994**

- [54] ANKLE WALLET
- [76] Inventor: **Nicholas R. Saggese, Jr.**, 5 Hutchins Cir., Lynnfield, Mass. 01940
- [\*\*] Term: **14 Years**
- [21] Appl. No.: **722,247**
- [22] Filed: **Jun. 27, 1991**
- [52] U.S. Cl. .... **D3/226; D3/215**
- [58] Field of Search ..... **D3/100, 106, ; 150/102, 150/134, 131; 224/236, 267, 219, 205, 222, 252, 253, 901; D2/630**

4,332,338 6/1982 Christiansen ..... 224/222  
 4,570,688 2/1986 Williams ..... 224/205 X  
 4,601,418 7/1986 Gruzensky ..... D2/630

*Primary Examiner*—A. Hugo Word  
*Assistant Examiner*—Doris V. Coles  
*Attorney, Agent, or Firm*—Fish & Richardson

### [57] CLAIM

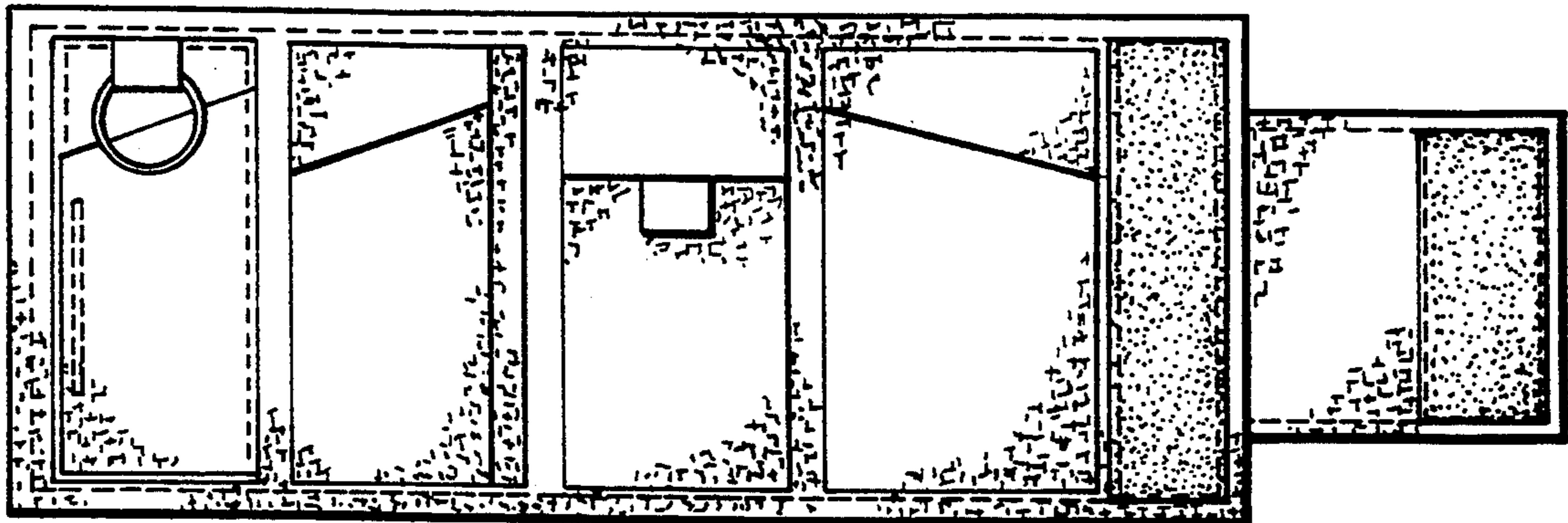
The ornamental design for an ankle wallet, as shown and described.

### DESCRIPTION

FIG. 1 is a plan view of the inside of an ankle wallet showing my new design;  
 FIG. 2 is a plan view of the outside of the ankle wallet shown in FIG. 1;  
 FIG. 3 is a top view of the ankle wallet shown in FIG. 1;  
 FIG. 4 is a bottom view of the ankle wallet shown in FIG. 1;  
 FIG. 5 is a left elevation view of the ankle wallet shown in FIG. 1; and,  
 FIG. 6 is a right elevation view of the ankle wallet shown in FIG. 1.

[56] **References Cited**  
**U.S. PATENT DOCUMENTS**

D. 255,509	6/1980	Nathan et al. ....	D2/630 X
D. 258,246	2/1981	Kravchenko .....	D3/106 X
D. 265,523	7/1982	Mermer .....	D3/106
D. 266,884	11/1982	Bauman .....	D3/56
D. 273,344	4/1984	Lee .....	D3/100 X
D. 288,263	2/1987	Pagano .....	D3/56
D. 314,278	2/1991	Lanier et al. ....	D3/106
D. 318,374	7/1991	Powell .....	D3/100 X



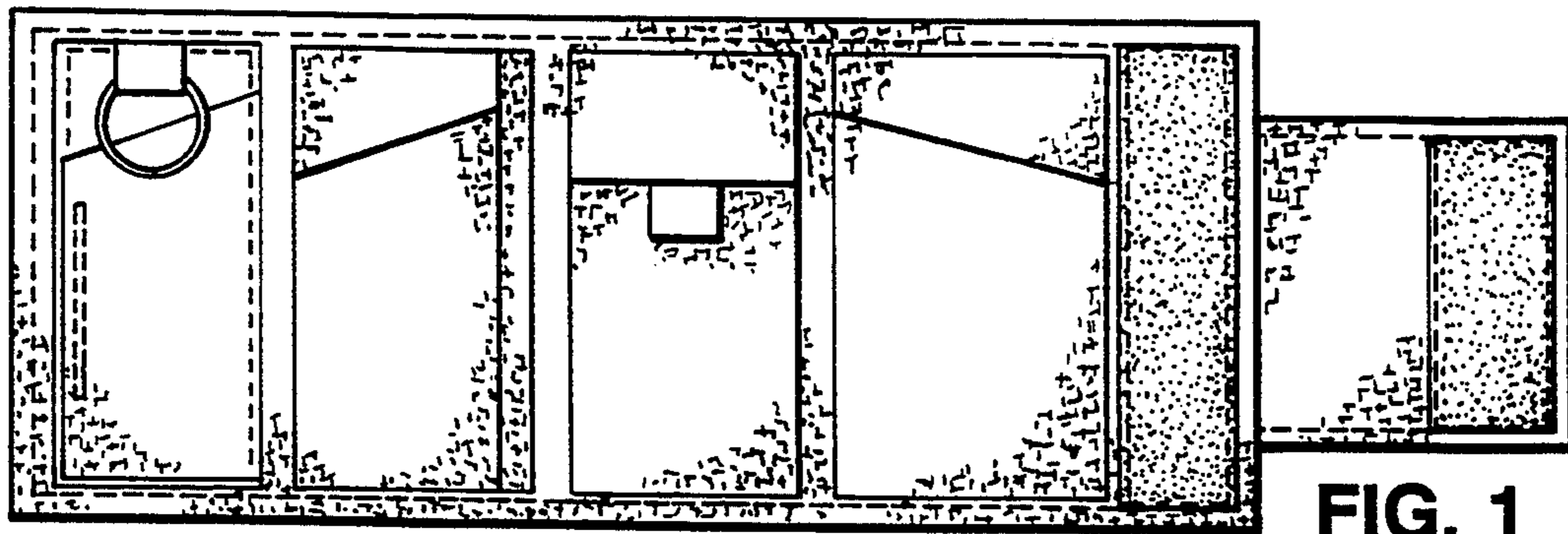


FIG. 1

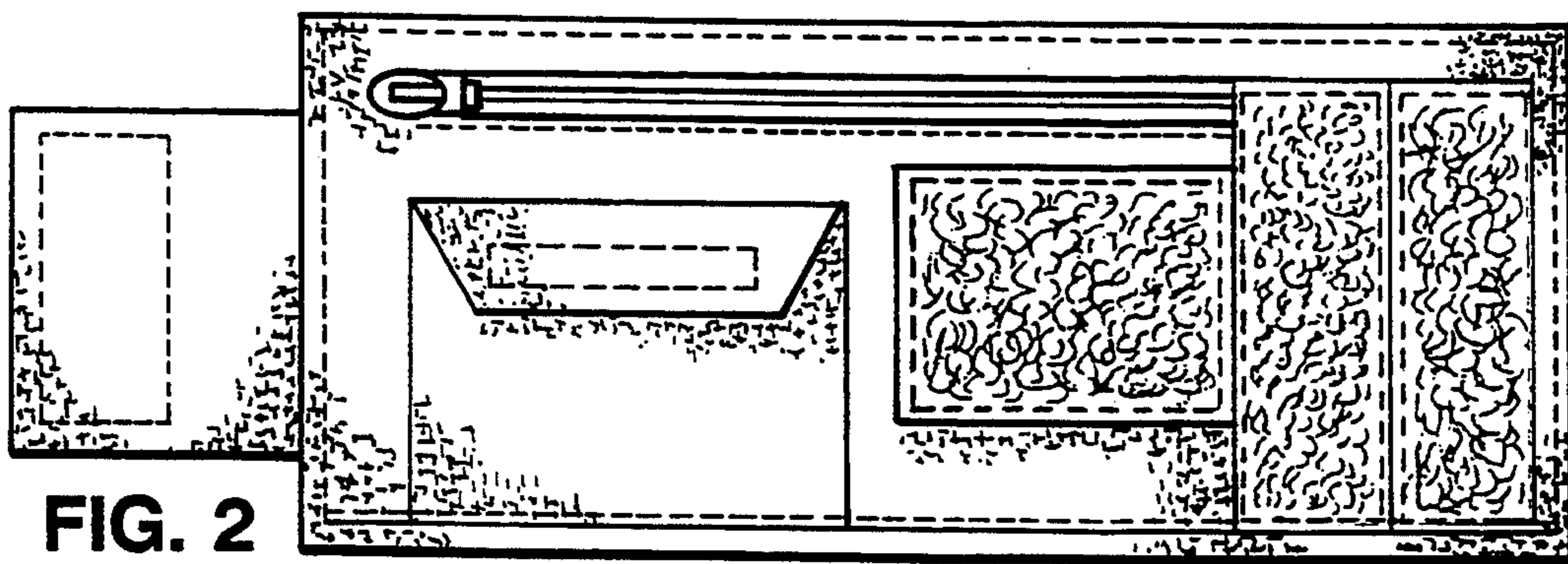


FIG. 2

FIG. 3




FIG. 4

FIG. 5



FIG. 6

