



US00D352823S

# United States Patent [19]

[11] Patent Number: **Des. 352,823**

Chapman et al.

[45] Date of Patent: **\*\* Nov. 29, 1994**

[54] **FABRIC KNIFE SHEATH**

4,846,383 7/1989 Gallagher ..... 224/243

[75] Inventors: **Hyrum W. Chapman, Lakeside;  
Curtiss English, Escondido, both of  
Calif.**

### OTHER PUBLICATIONS

Knives and knifemakers by S. Latham, ©1973, p. 145  
"George Stone sheath".

[73] Assignee: **Buck Knives, Inc., El Cajon, Calif.**

Gun Digest Book of Knives by B. Hughes and J. Lewis,  
p. 214. knife sheath, Top Left.

[\*\*] Term: **14 Years**

*Primary Examiner*—A. Hugo Word

[21] Appl. No.: **7,672**

*Assistant Examiner*—Doris V. Coles

[22] Filed: **Apr. 30, 1993**

*Attorney, Agent, or Firm*—Philip D. Junkins

[52] U.S. Cl. .... **D3/220**

### [57] CLAIM

[58] Field of Search ..... **D3/220, 228, 221, 222;  
224/232, 911, 252, 253, 243, 912, 904, 245, 197;  
30/151; 206/349**

The ornamental design for a fabric knife sheath, as  
shown.

### DESCRIPTION

### [56] References Cited

#### U.S. PATENT DOCUMENTS

- D. 286,171 10/1986 Nichols ..... D3/230
- D. 332,871 2/1993 Seber ..... D3/220
- 4,524,892 6/1985 Ozeki ..... 224/232 X
- 4,645,103 2/1987 Bianchi et al. .... D3/222 X

FIG. 1 is a front elevation view of a fabric knife sheath  
showing our new design;

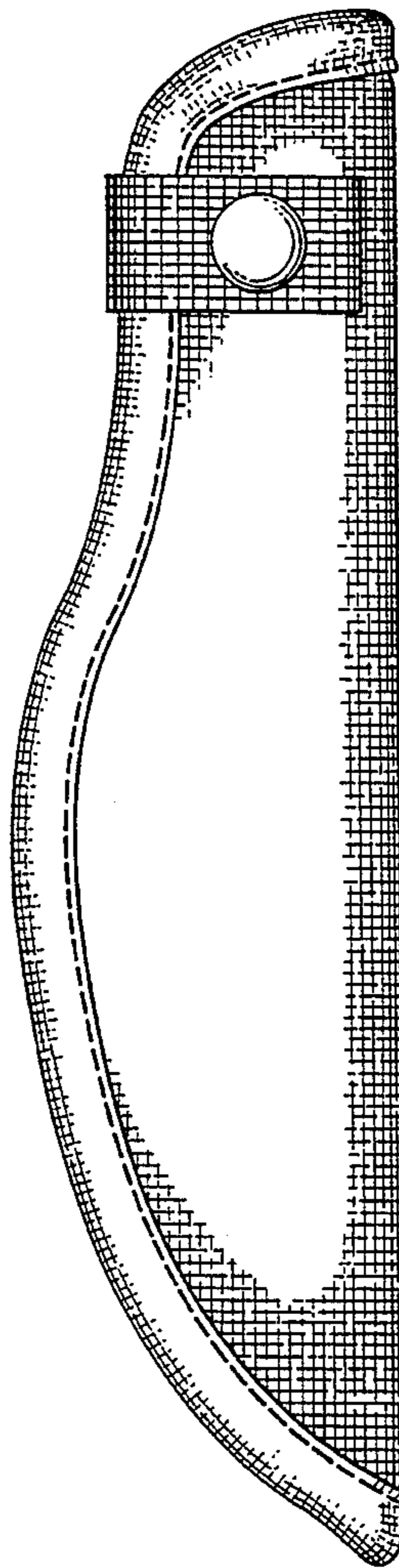
FIG. 2 is a rear elevation view thereof;

FIG. 3 is a top plan view thereof;

FIG. 4 is a bottom plan view thereof;

FIG. 5 is a right side elevation view thereof; and,

FIG. 6 is a left side elevation view thereof.



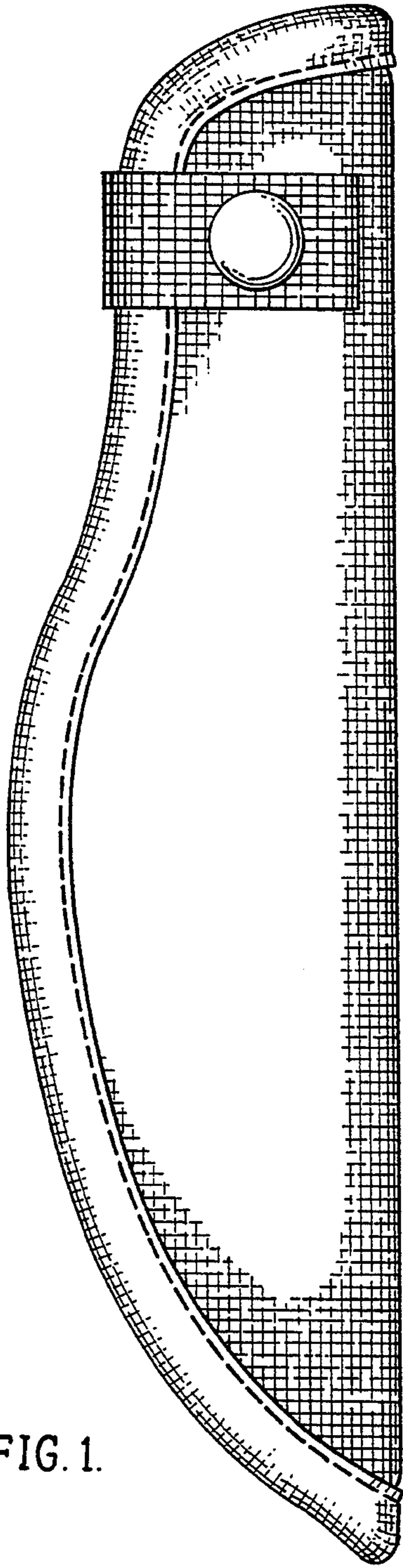


FIG. 1.

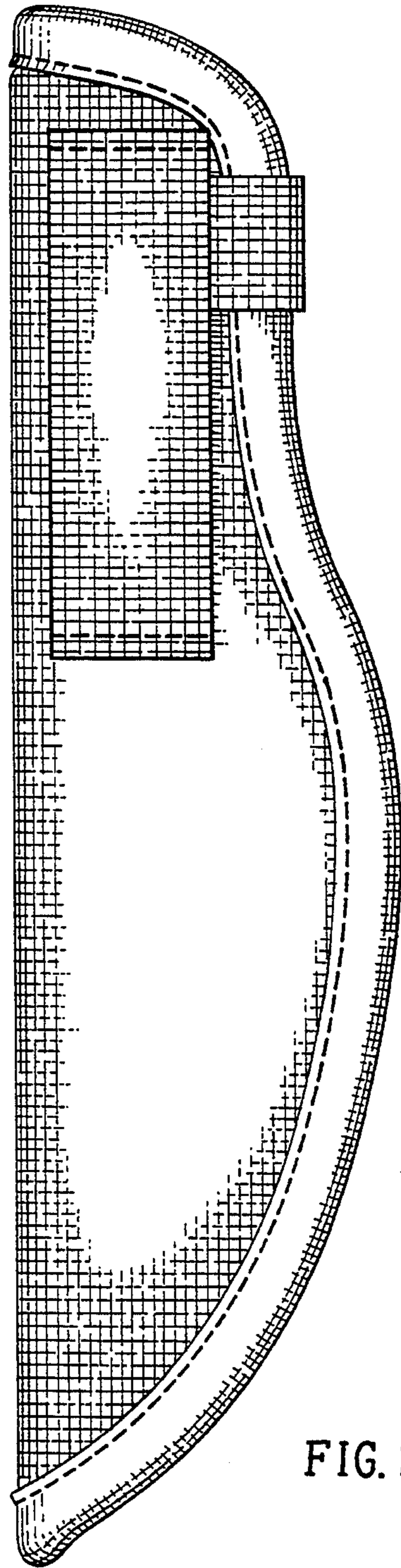


FIG. 2.

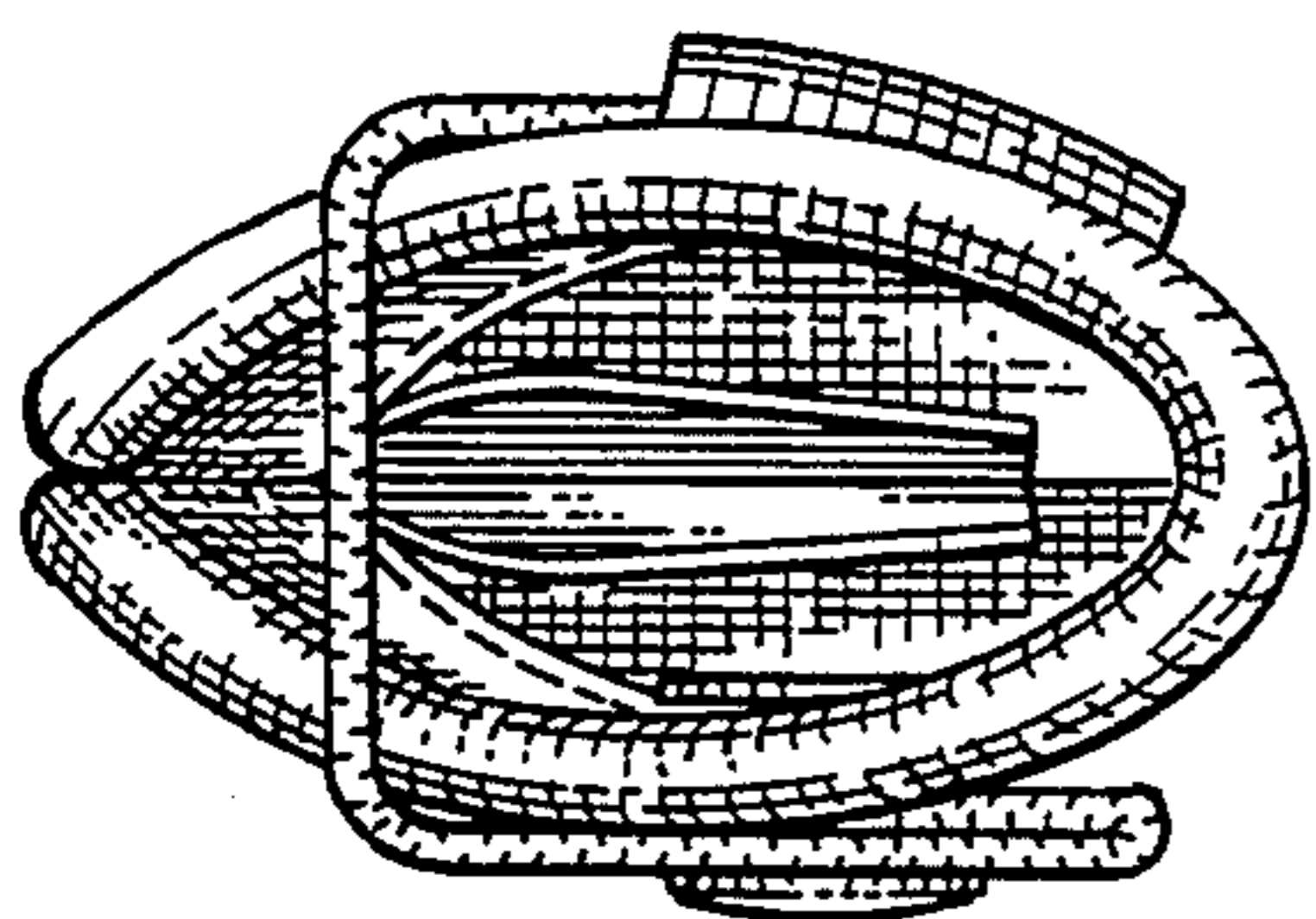


FIG. 3.

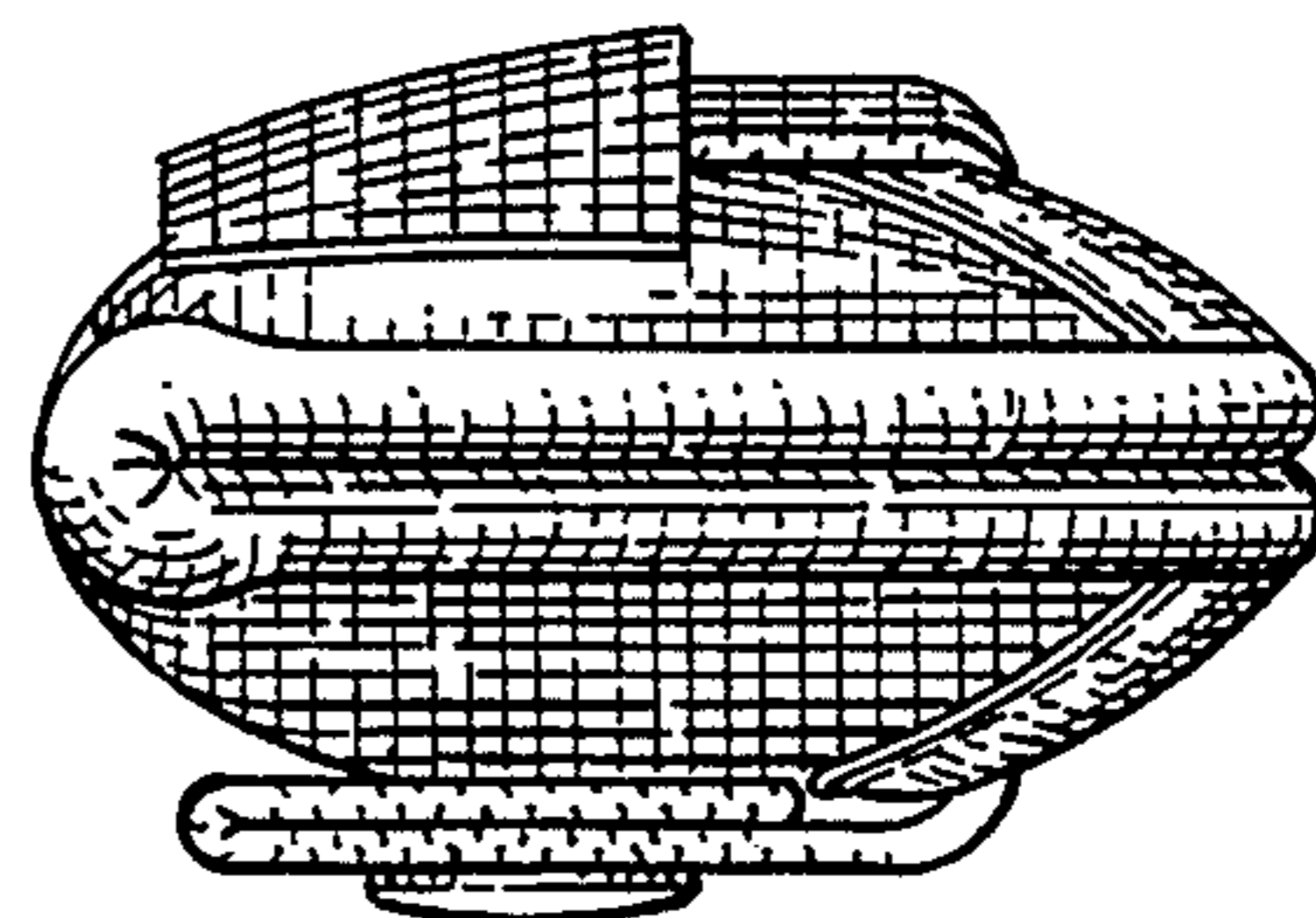


FIG. 4.



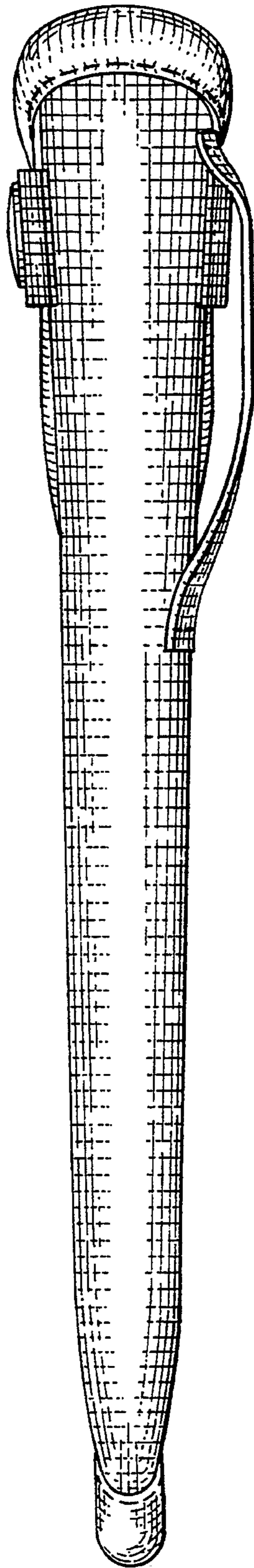


FIG. 5.

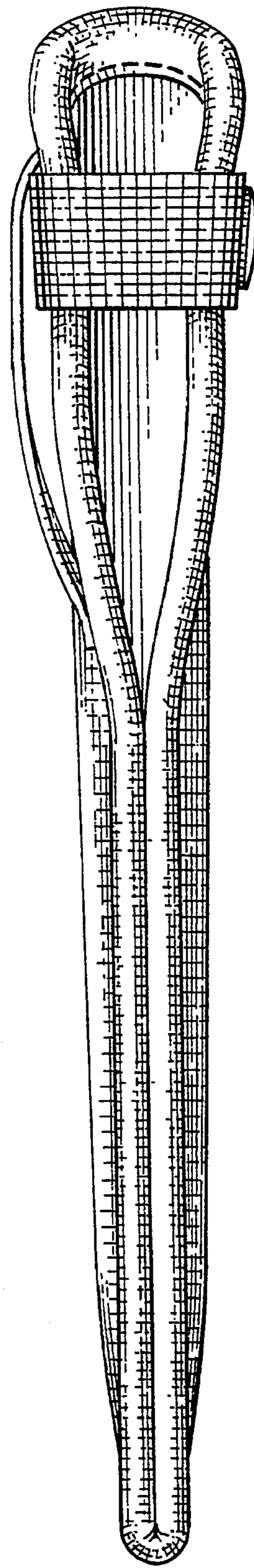


FIG. 6.