



US00D352822S

United States Patent [19]

[11] Patent Number: **Des. 352,822**

Levis

[45] Date of Patent: **** Nov. 29, 1994**

[54] **BACK PACK SUPPORT**

4,040,548 8/1977 Guglielmo D3/32
4,911,346 3/1990 Shallman 224/153

[76] Inventor: **Jeffrey D. Levis**, 4776 E. Jensen,
Fresno, Calif. 93725

Primary Examiner—A. Hugo Word
Assistant Examiner—Celia A. Murphy
Attorney, Agent, or Firm—Mark D. Miller

[**] Term: **14 Years**

[21] Appl. No.: **1,106**

[57] **CLAIM**

[22] Filed: **Oct. 3, 1992**

The ornamental design for a back pack support, as shown and described.

[52] U.S. Cl. **D3/216; D3/217**

[58] Field of Search D3/32, 33; 224/151,
224/153, 156, 263


DESCRIPTION

[56] **References Cited**

U.S. PATENT DOCUMENTS

| | | | | |
|------------|---------|---------|-------|-------|
| D. 224,631 | 8/1972 | Morris | | D3/32 |
| D. 250,364 | 11/1978 | Byrne | | D3/32 |
| D. 311,094 | 10/1990 | Scherer | | D3/32 |
| 4,009,809 | 3/1977 | Morris | | D3/32 |
| 4,018,370 | 4/1977 | Wood | | D3/32 |

FIG. 1 is a perspective view of a back pack support showing my new design;
FIG. 2 is a bottom plan view thereof;
FIG. 3 is a top plan view thereof;
FIG. 4 is a right side elevational view thereof;
FIG. 5 is a left side elevational view thereof;
FIG. 6 is a front elevational view thereof; and,
FIG. 7 is a rear elevational view thereof.



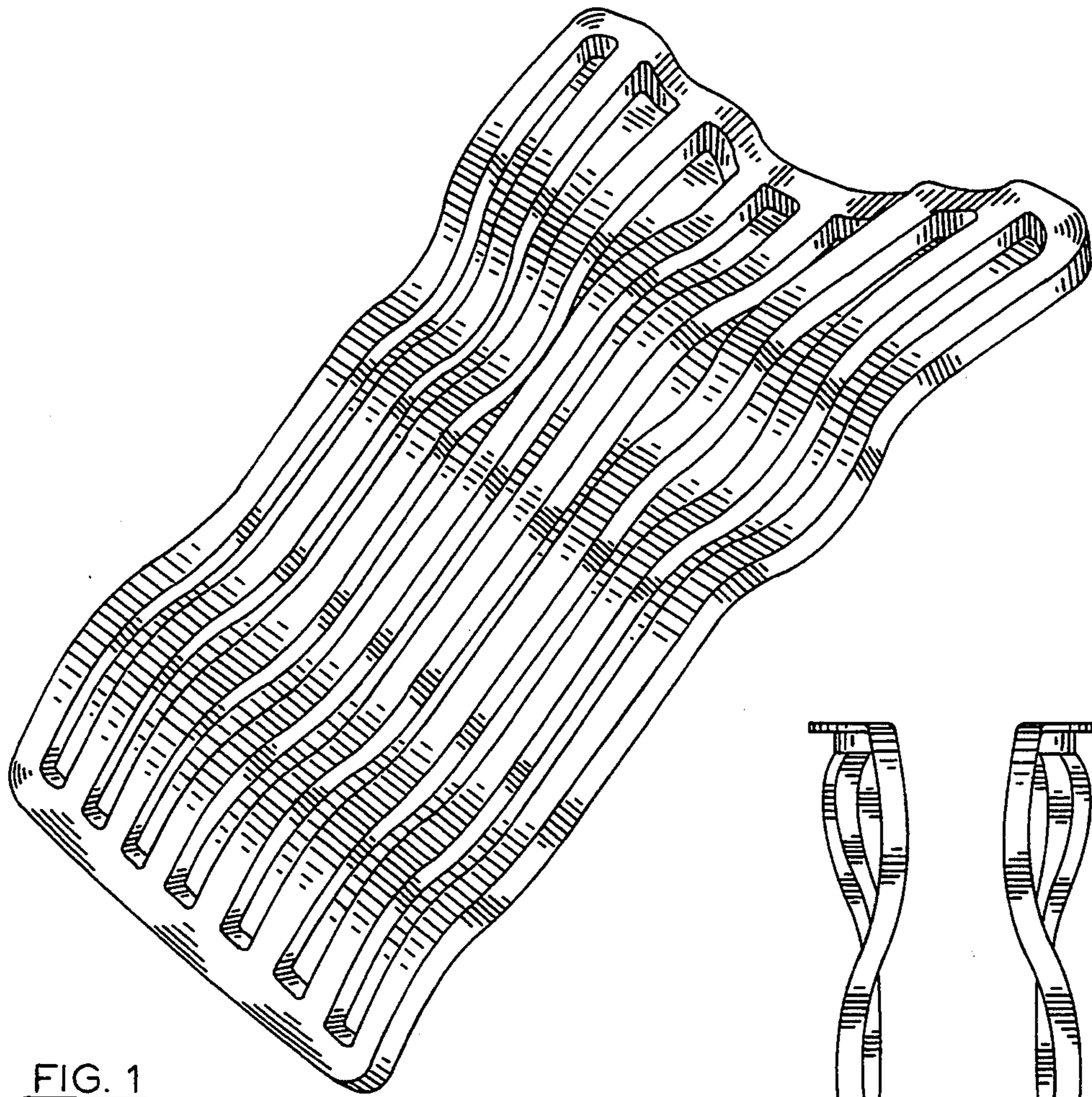


FIG. 1




FIG. 2

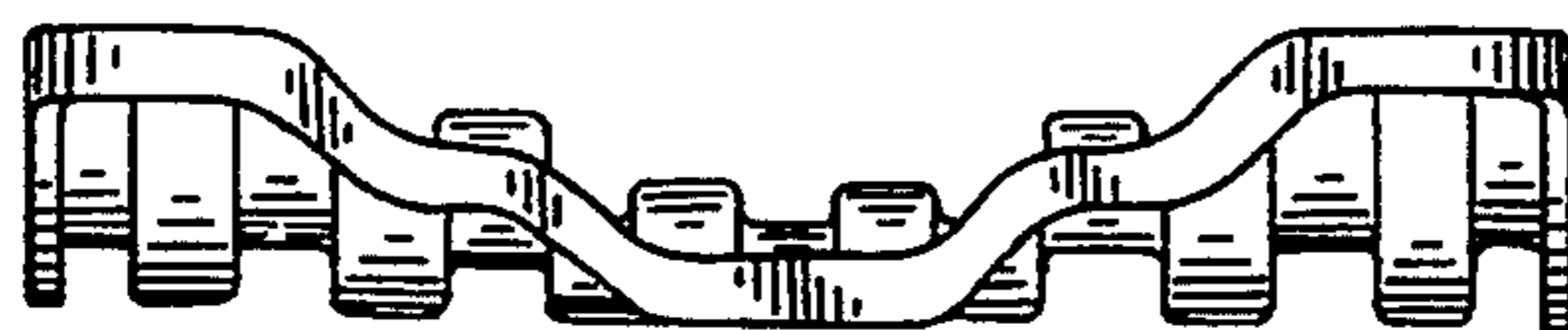


FIG. 3

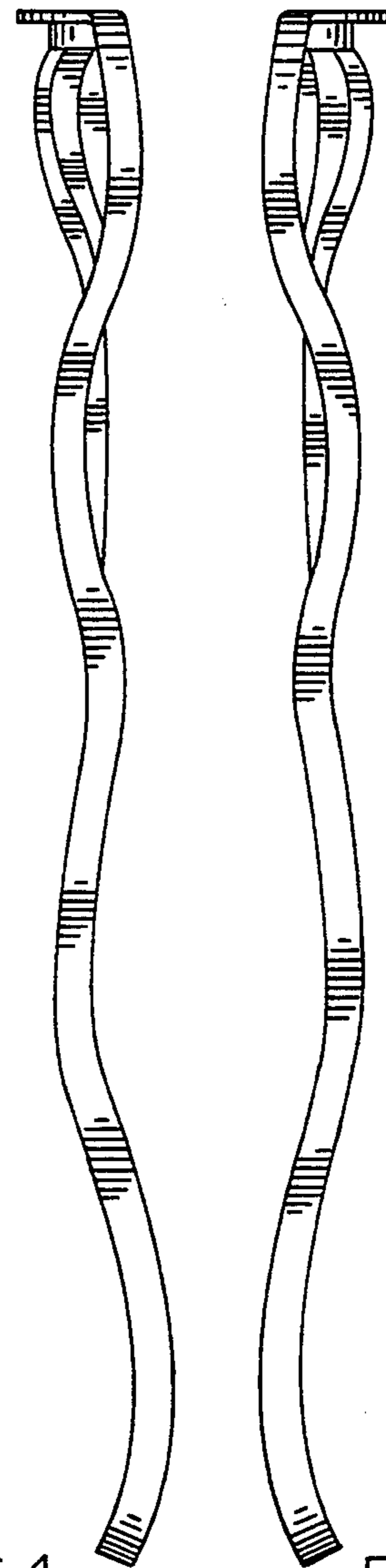


FIG. 4

FIG. 5

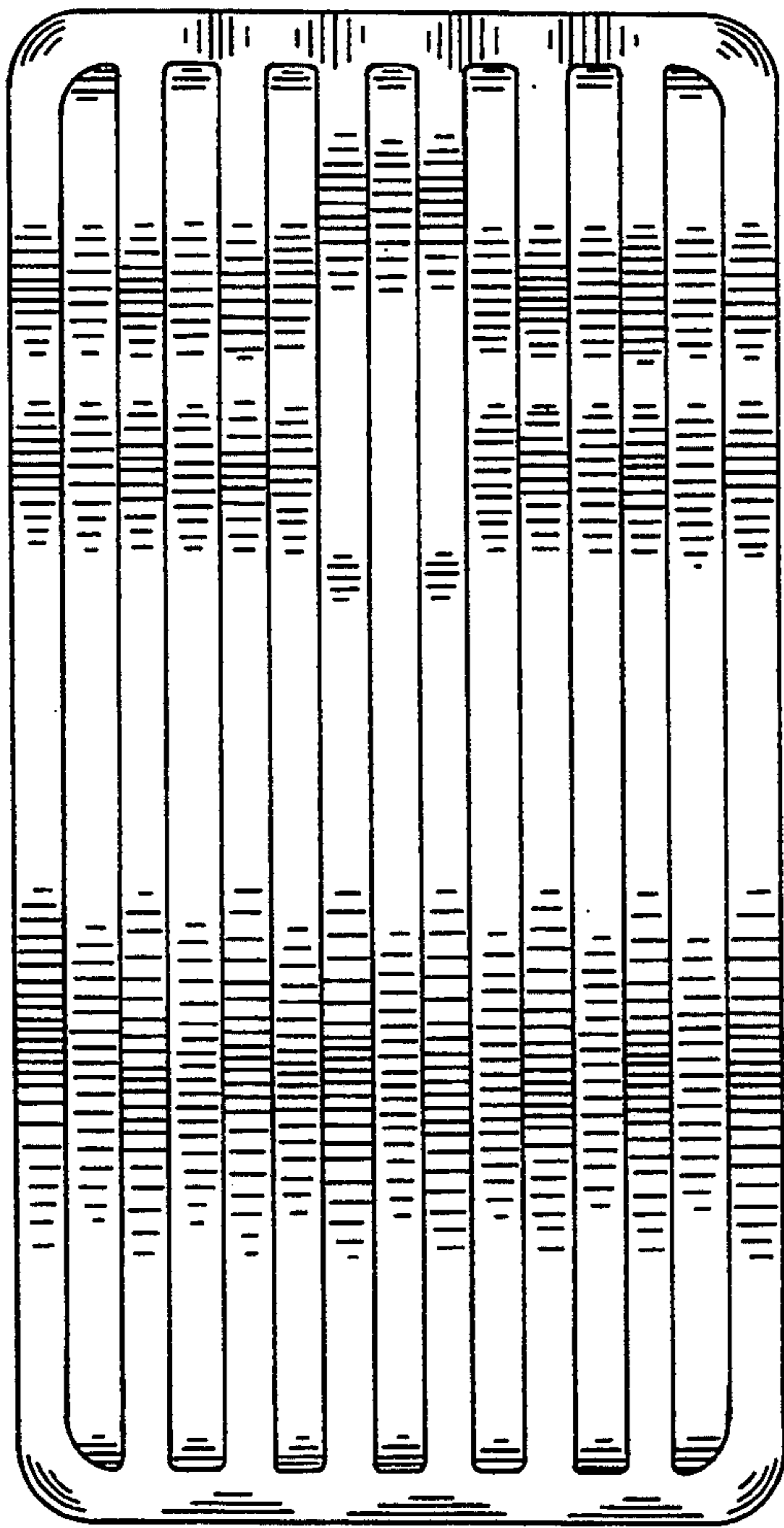


FIG. 6




FIG. 7