



US00D352814S

United States Patent [19]

[11] Patent Number: **Des. 352,814**

Sherman

[45] Date of Patent: **** Nov. 29, 1994**

[54] **PAIR OF SHORT PANTS**

[76] Inventor: **Darryl Sherman**, 4210 Russell Ave., #4, Mount Ranier, Md. 20712

[**] Term: **14 Years**

[21] Appl. No.: **9,423**

[22] Filed: **Jun. 14, 1993**

[52] U.S. Cl. **D2/734; D2/731; D2/733; D2/738**

[58] Field of Search **D2/700, 704, 711, 712, D2/713, 716, 731, 732, 734, 738, 742; 2/223, 401, 402, 403, 238**

[56] **References Cited**

U.S. PATENT DOCUMENTS

4,768,236	9/1988	Klob	2/227
4,820,164	4/1989	Kemper	D2/713
4,894,867	1/1990	Ceravolo	2/238
4,987,610	1/1991	Hunt	D2/840

Primary Examiner—A. Hugo Word
Assistant Examiner—Celia A. Murphy

Attorney, Agent, or Firm—Frank L. Abbott

[57] **CLAIM**

The ornamental design for a pair of short pants, as shown and described.

DESCRIPTION

FIG. 1 is a front elevational view of a pair of short pants showing my new design;

FIG. 2 is an elevational view illustrating the left side thereof;

FIG. 3 is a top plan view thereof;

FIG. 4 is a rear elevational view of the pair of short pants;

FIG. 5 is an elevational view showing the right side thereof; and,

FIG. 6 is a bottom plan view thereof.

The characteristic feature of the design lies in the automobile related motif employing in the front, three buttons corresponding to a traffic control light and a top button shaped like an automobile symbol, in the rear having a motor vehicle license plate design and cuffs bearing a tire tread design.





FIG. 1




FIG. 2

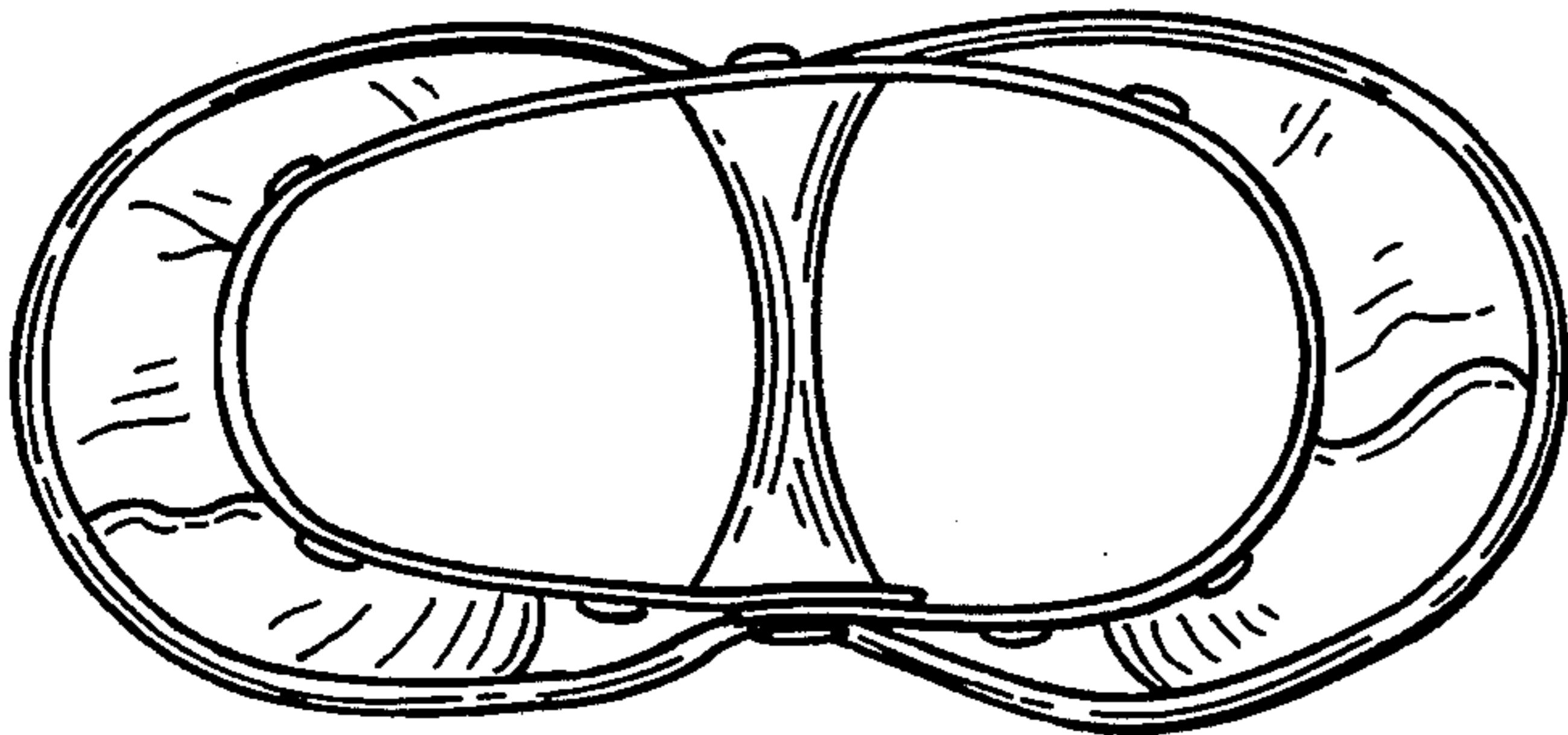



FIG. 3




FIG. 4

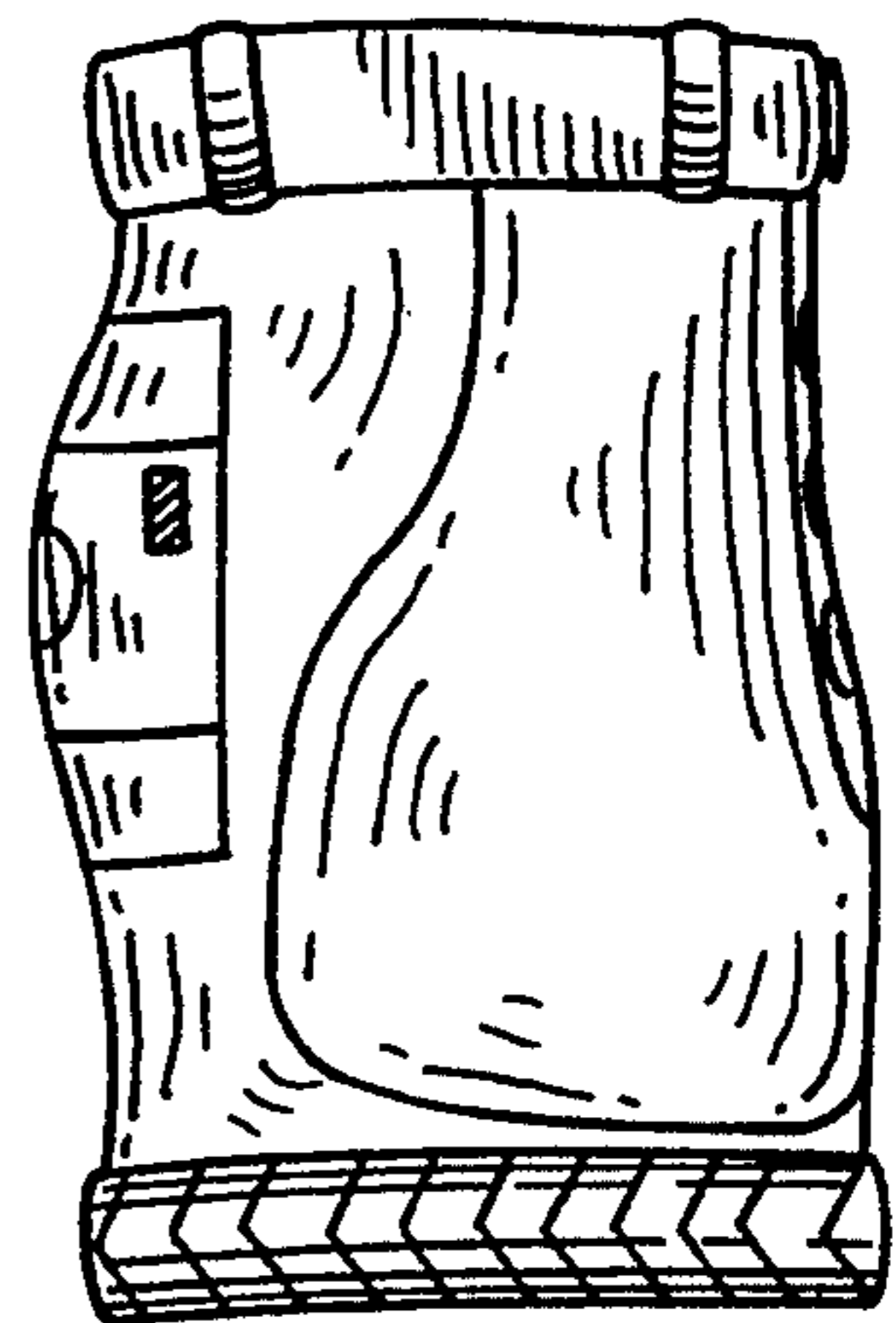


FIG. 5

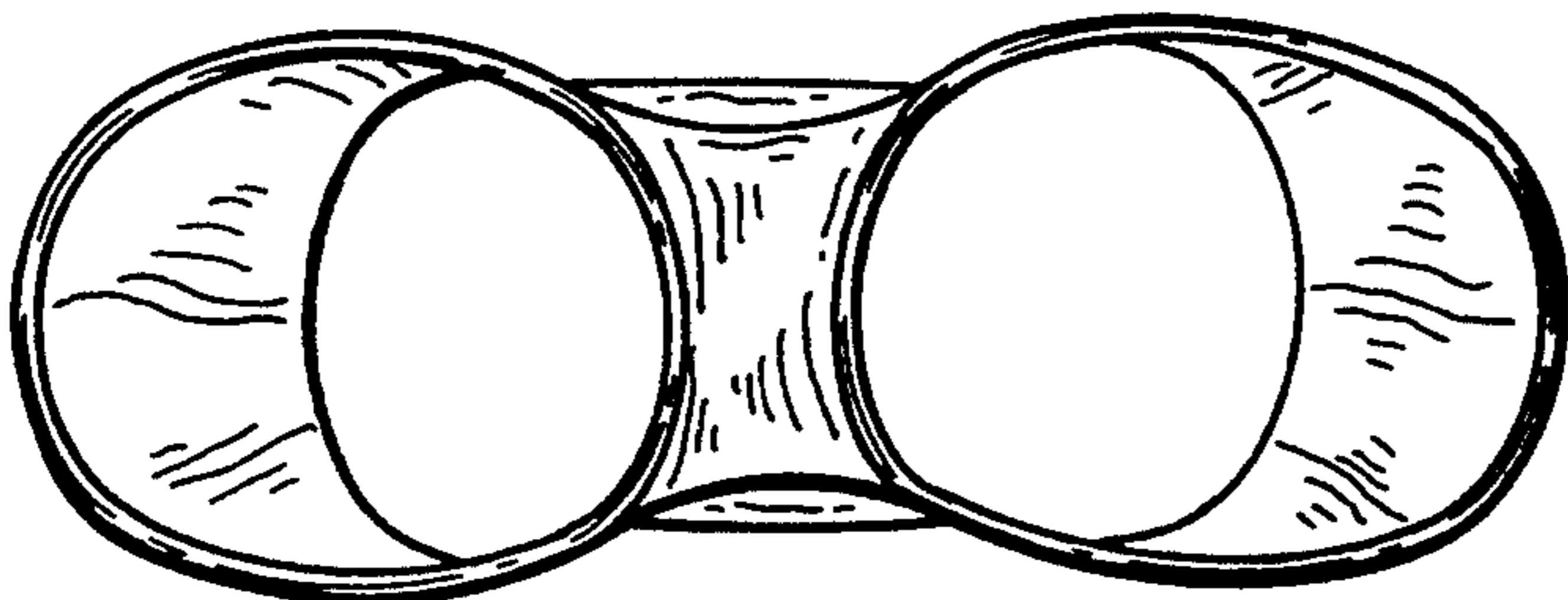


FIG. 6