



US00D352806S

United States Patent [19] Skovron

[11] Patent Number: Des. 352,806

[45] Date of Patent: ** Nov. 22, 1994

- [54] FUEL INJECTOR TESTER
- [75] Inventor: Alan Skovron, Camperdown, Australia
- [73] Assignee: High Tech Auto Tools Pty Ltd., Camperdown, Australia
- [**] Term: 14 Years
- [21] Appl. No.: 5,654
- [22] Filed: Mar. 9, 1993
- [30] Foreign Application Priority Data
Dec. 7, 1992 [AU] Australia 3585/92
- [52] U.S. Cl. D32/1
- [58] Field of Search 138/169 A, 169 R, 169 C, 138/56 R, 95, 99, 111, 102; D10/46, 83, 84, 85, 86; D23/200; D32/1

- 4,845,979 7/1989 Farenden et al. .
- 4,989,561 2/1991 Hein et al. 134/169 A X
- 5,015,301 5/1991 Baylor et al. 134/169 A X

FOREIGN PATENT DOCUMENTS

- 0209967B1 4/1991 European Pat. Off. .
- WO87/06862 11/1987 WIPO .
- WO90/01623 2/1990 WIPO .

Primary Examiner—Alan P. Douglas
 Assistant Examiner—Antoine D. Davis
 Attorney, Agent, or Firm—Darby & Darby

[56] **References Cited**
U.S. PATENT DOCUMENTS


- D. 120,930 6/1940 Hoke et al. D32/1
- 2,974,070 3/1961 Van Dongeren .
- 3,115,145 12/1963 Monteath, Jr. 134/169 A X
- 4,082,565 4/1978 Sjolander .

[57] CLAIM

The ornamental design for a fuel injector tester, as shown.

DESCRIPTION

FIG. 1 is perspective view of a fuel injector tester in accordance with my design;
 FIG. 2 is a top view thereof;
 FIG. 3 is a front view thereof;
 FIG. 4 is a left side view thereof;
 FIG. 5 is a bottom view thereof;
 FIG. 6 is a right side view thereof; and,
 FIG. 7 is a rear view thereof.






FIG. 1

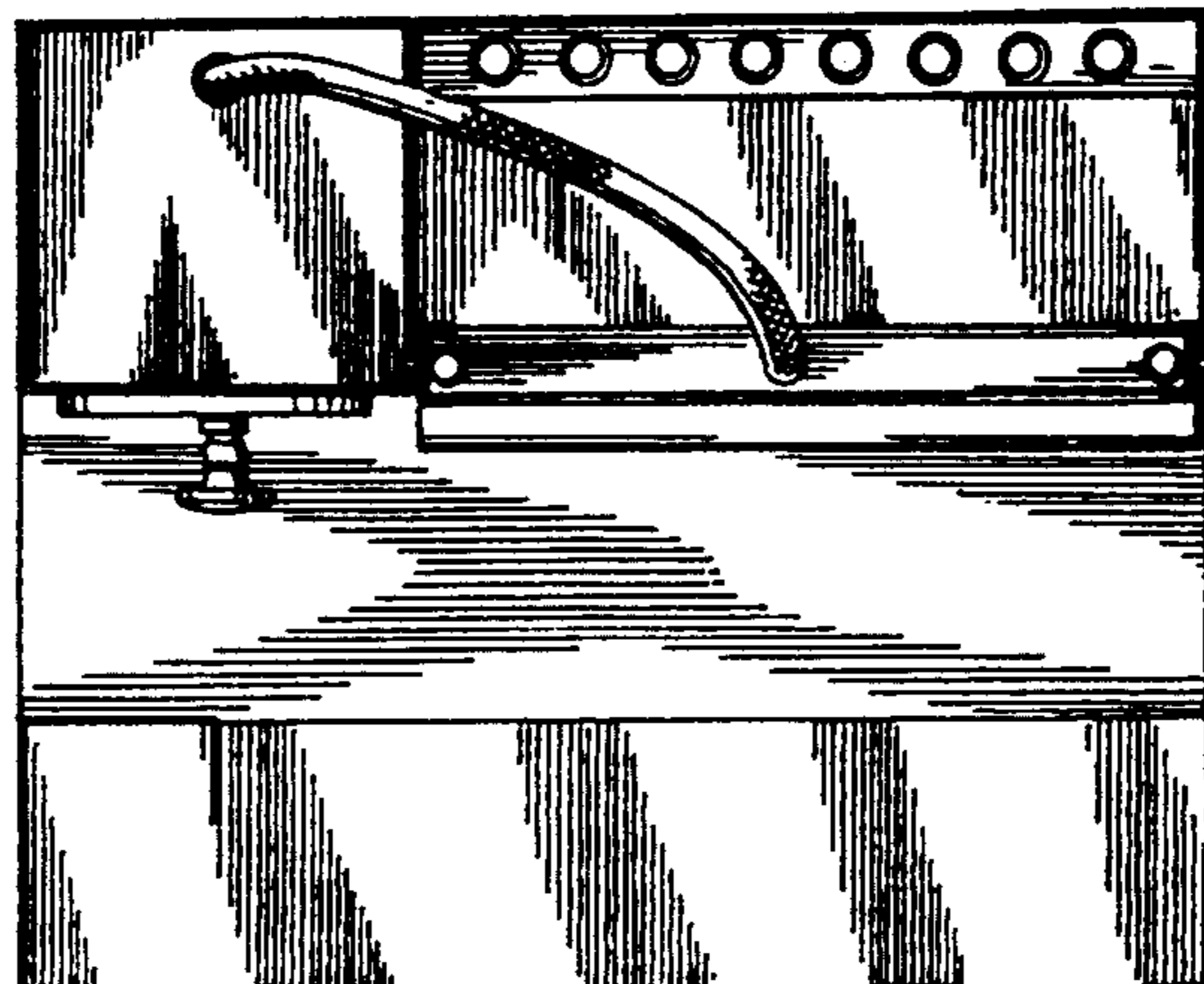


FIG. 2

FIG. 3

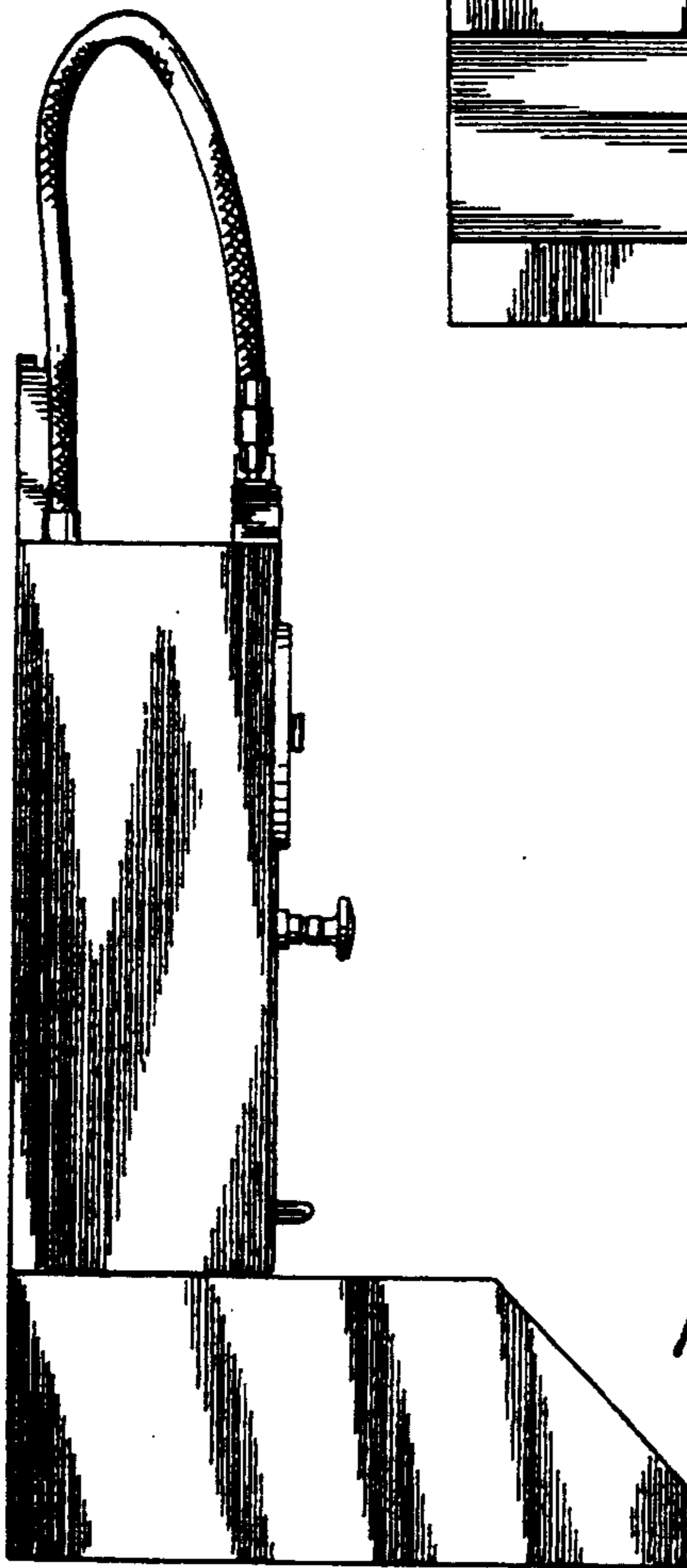
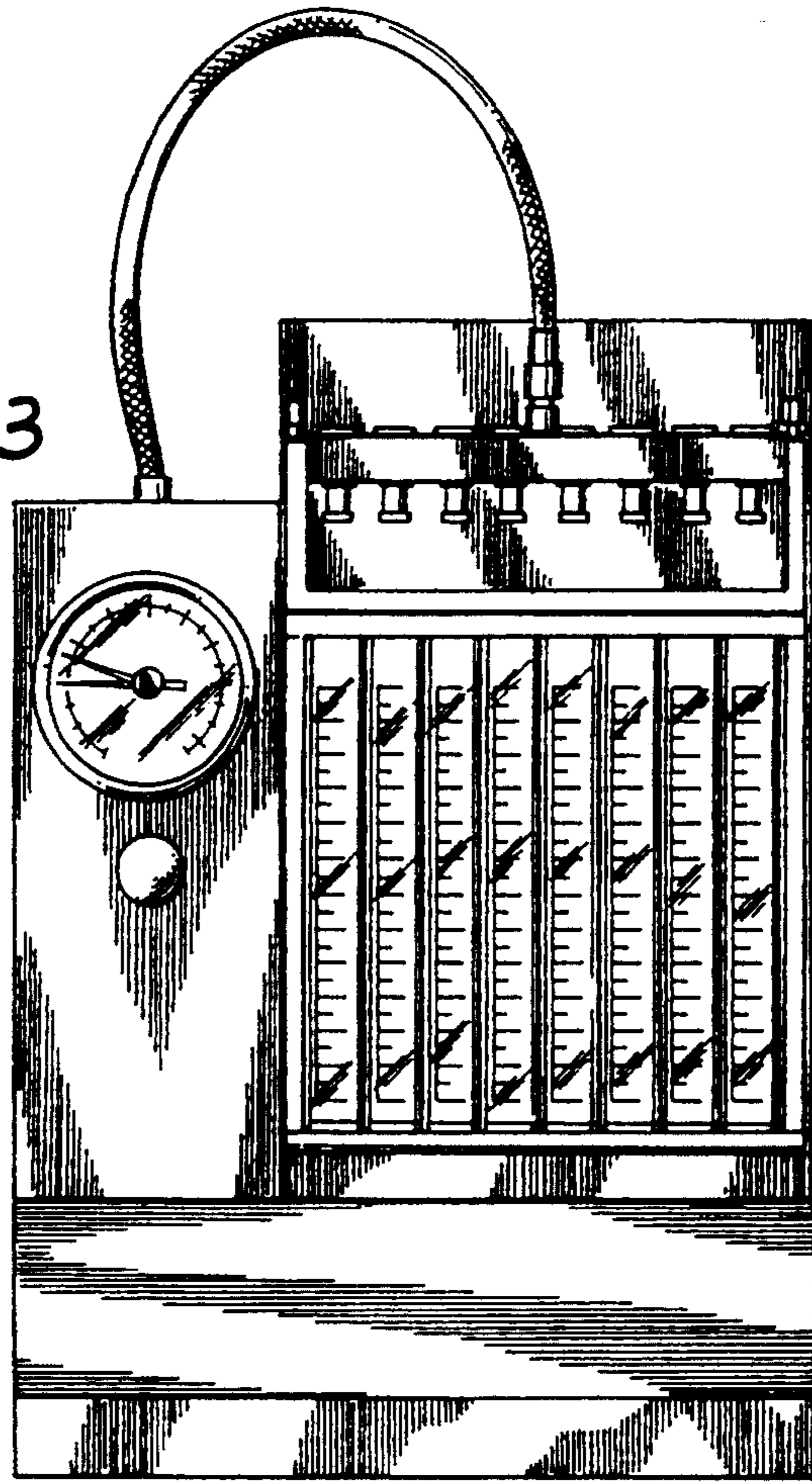


FIG. 4

FIG. 5

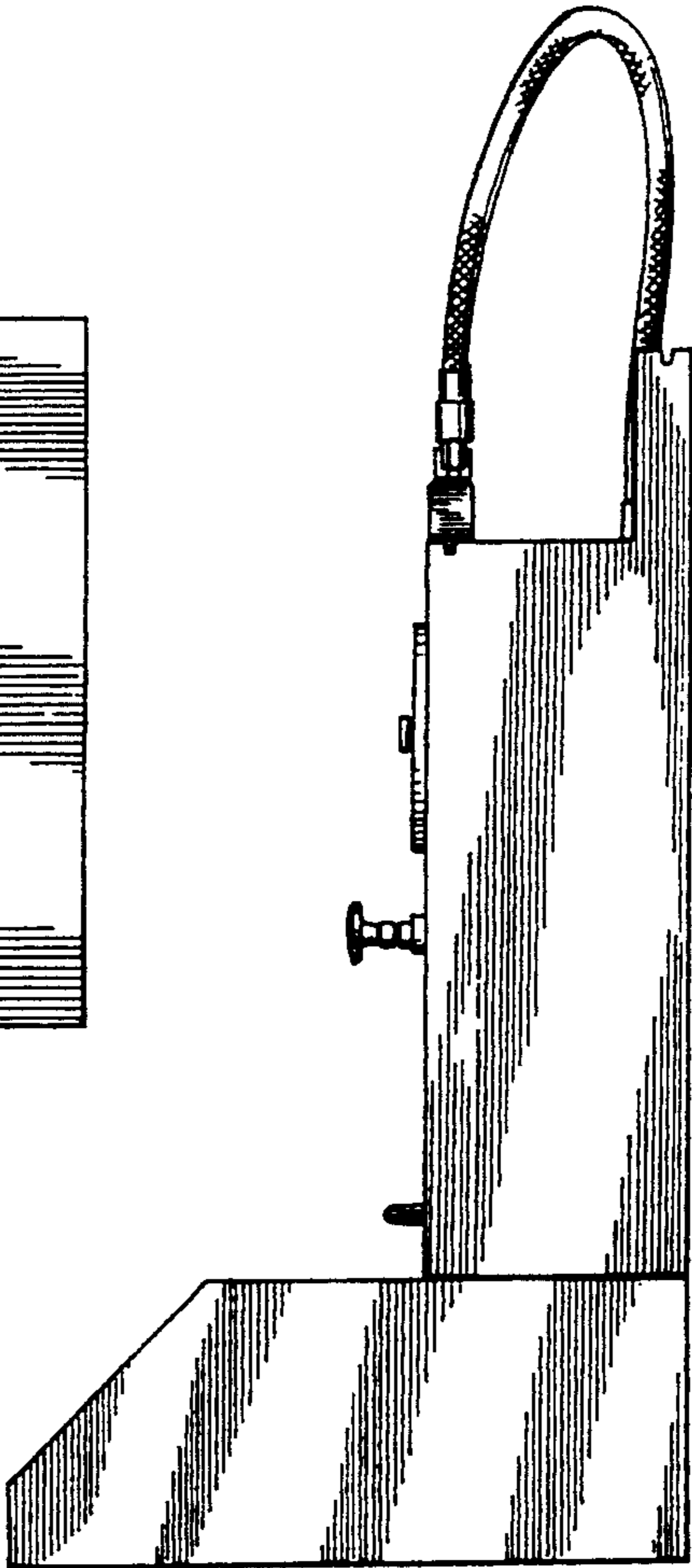



FIG. 6




FIG. 7