



US00D352805S

# United States Patent [19]

[11] Patent Number: **Des. 352,805**

Martin

[45] Date of Patent: **\*\* Nov. 22, 1994**

[54] **SPUR ATTACHED BY INSERTION INTO THE HEEL OF A RIDING BOOT**

[76] Inventor: **James W. Martin**, 40856 Canyon Heights Dr., Fremont, Calif. 94539

[\*\*] Term: **14 Years**

[21] Appl. No.: **8,002**

[22] Filed: **May 10, 1993**

[52] U.S. Cl. .... **D30/157**

[58] Field of Search ..... D2/946, 976; 36/74, 36/131, 72 B; 54/83.1, 83.2; D30/157

[56] **References Cited**

**U.S. PATENT DOCUMENTS**

3,142	6/1843	Reinhardt	54/83.1
D. 209,063	10/1967	Matzger	D30/157
D. 209,214	11/1967	Markim	D30/157
225,955	3/1880	Tytler	54/83.1
256,606	4/1882	Thompson	54/83.1
D. 265,582	7/1982	Kohler, Jr.	D23/281
D. 278,741	5/1985	Kaiser	D23/277
D. 286,679	11/1986	D'Innocente et al.	D23/281
D. 318,908	8/1991	Reid	D23/280
D. 319,094	8/1991	Richmond	D23/280

D. 321,555	11/1991	Dannenberg	D23/281
D. 324,096	2/1992	Kohler, Jr. et al.	D23/280
D. 328,489	8/1992	Stairs, Jr.	D23/281
D. 328,636	8/1992	Cobb	D23/281
635,948	10/1899	Turpin	54/83.1
2,484,898	10/1949	McDonald	54/83.1
4,642,910	2/1987	Carter, Jr. et al.	54/83.1

*Primary Examiner*—Louis S. Zarfaz  
*Attorney, Agent, or Firm*—Linval B. Castle

[57] **CLAIM**

The ornamental design for a spur attached by insertion into the heel of a riding boot, as shown and described.

**DESCRIPTION**

FIG. 1 is a side view of a spur attached by insertion into the heel of a riding boot shown by dashed lines, showing my new design, the opposite side being a mirror image thereof;

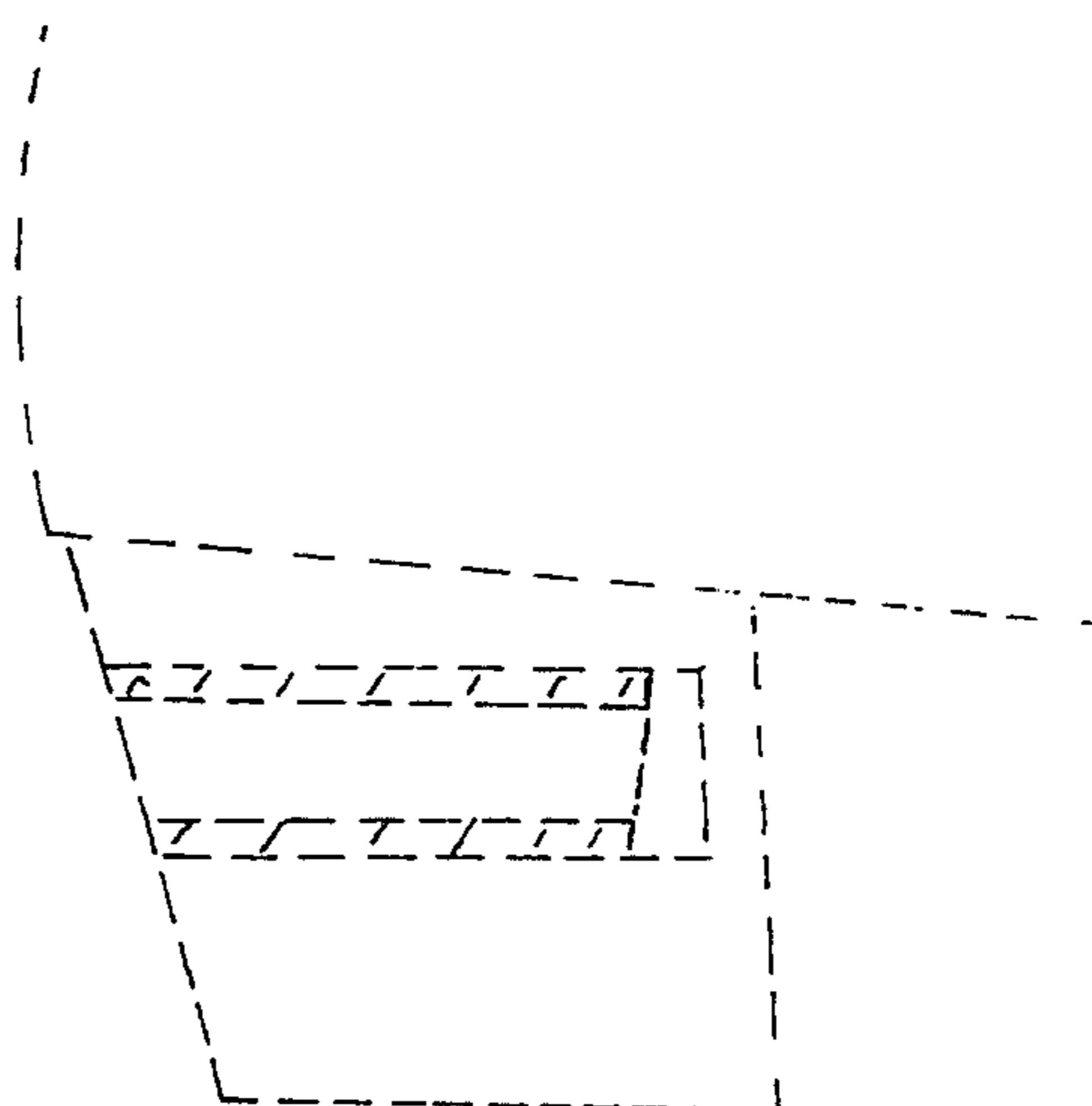
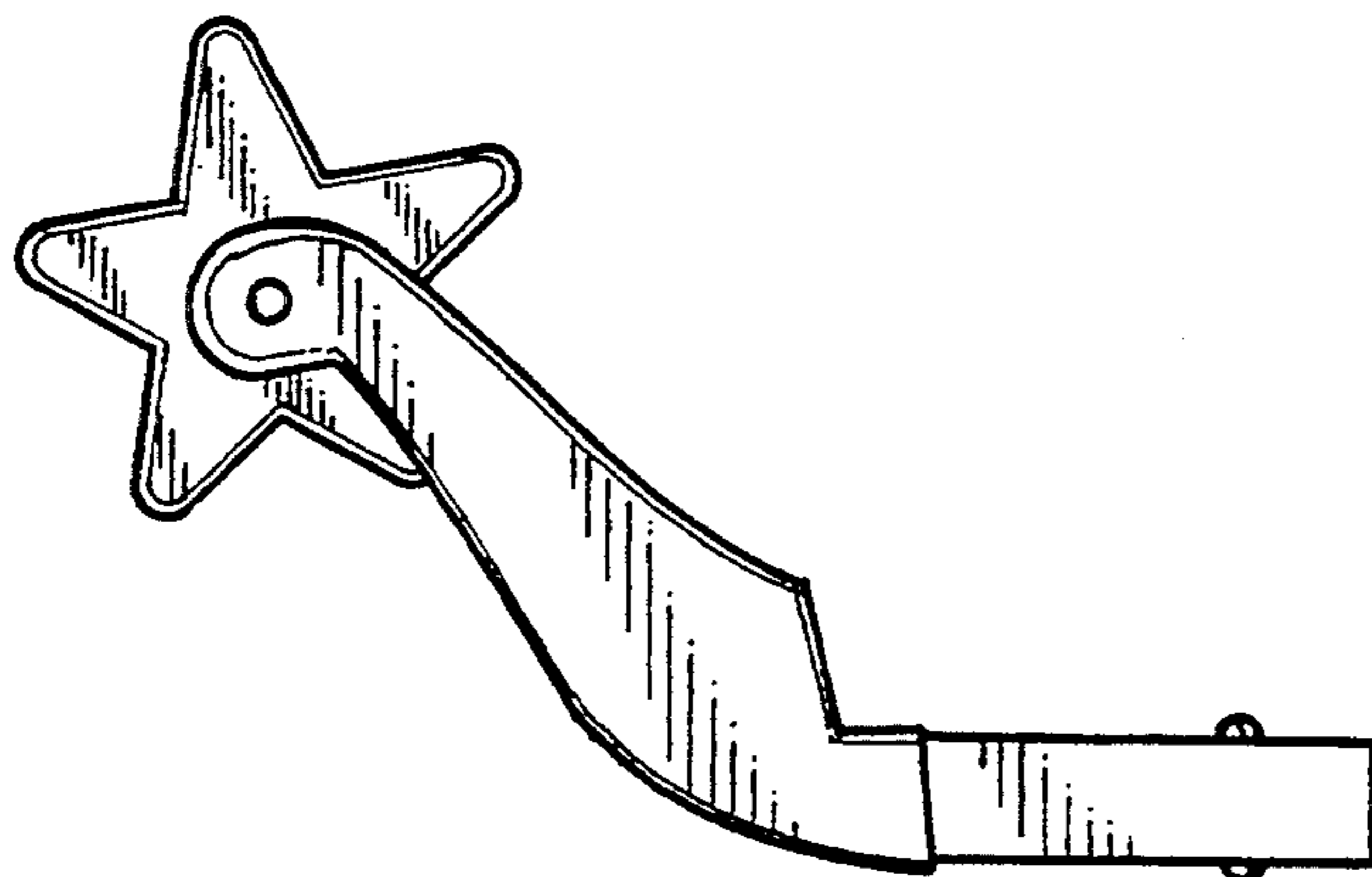
FIG. 2 is a top plan view thereof;

FIG. 3 is a bottom view thereof;

FIG. 4 is a left end view thereof; and,

FIG. 5 is a right end view thereof.

The broken line showing of a riding boot heel in FIG. 1 is for illustrative purposes only and forms no part of the claimed design.



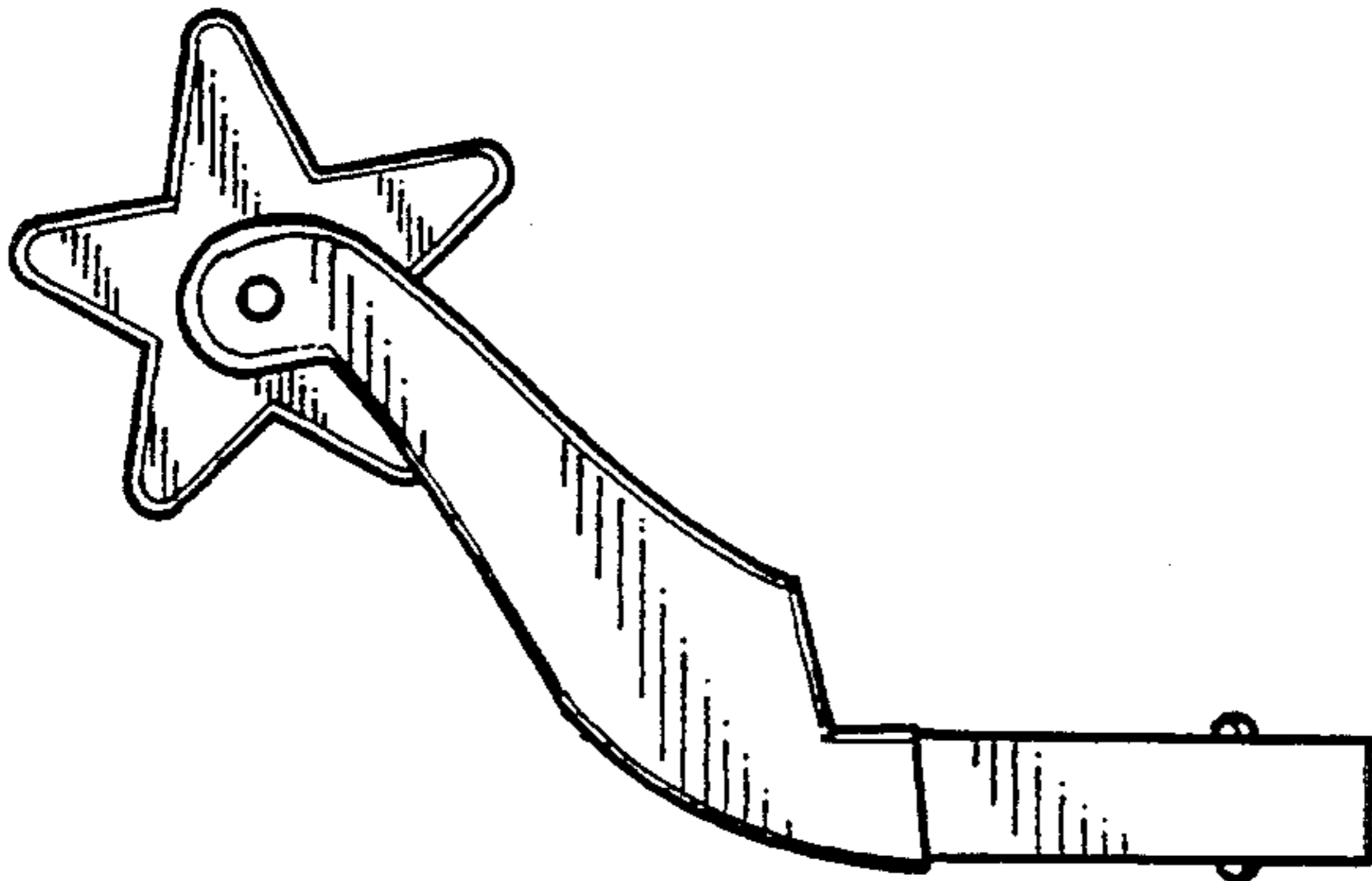


FIG. 1

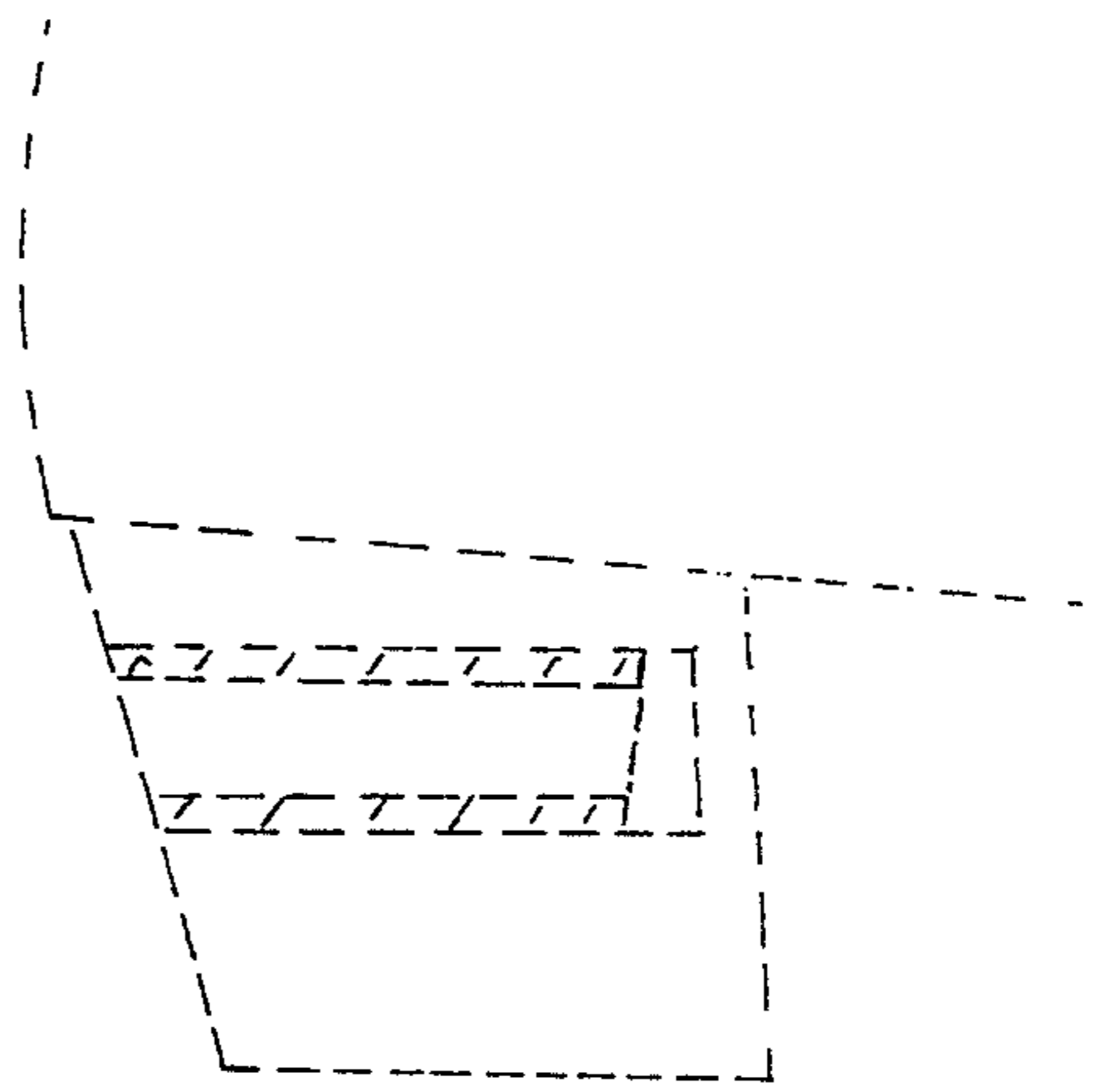


FIG. 2



FIG. 3



FIG. 4



FIG. 5