



US00D352800S

United States Patent [19]

[11] Patent Number: Des. 352,800

Leung

[45] Date of Patent: ** Nov. 22, 1994

[54] HANDLE FOR A CURLING IRON

- [75] Inventor: Kit L. T. Leung, Northpoint, Hong Kong
- [73] Assignee: Conair Corporation, Stamford, Conn.
- [**] Term: 14 Years
- [21] Appl. No.: 6,903
- [22] Filed: Sep. 6, 1993
- [52] U.S. Cl. D28/35; D8/14; D8/303; D21/198
- [58] Field of Search D8/300, 14, 303, 307, D8/DIG. 4, DIG. 7, 107, DIG. 8; 132/232, 269, 271; 219/222, 225; 16/DIG. 12, DIG. 19, 110 R, 111 R, 116 R; D28/35, 38; D21/198

[56] References Cited

U.S. PATENT DOCUMENTS

D. 274,171	6/1984	Gabrielidis	D21/198
D. 299,278	1/1989	Reeves et al.	D28/35
D. 299,279	1/1989	Reeves et al.	D28/35
D. 307,703	5/1990	Tomasula	D8/107
D. 321,952	11/1991	Montagnino et al.	D28/35
D. 339,180	9/1993	Taylor	D21/198
2,144,474	1/1939	Woodman	16/116 R X
4,593,899	6/1986	Miller	16/110 R X
4,837,892	6/1989	Lo	16/DIG. 12 X

FOREIGN PATENT DOCUMENTS

0227042	9/1985	Germany	392/383
---------	--------	---------------	---------

OTHER PUBLICATIONS

- "American Bicyclist and Motorcyclist" Jan. 1957; p. 18 upper left corner: MG Grip $\frac{3}{4}$ " ID.
- "Modern Salon", Jul. 1985; p. 23—Gold Pro-40 curling irons.
- "Modern Salon" Apr. 1987; p. 34—center and right: Zotos styling iron.
- "Evans" 1987/88 cat.; page unknown—items 7: Windmere curling irons.

Primary Examiner—B. J. Bullock
 Assistant Examiner—C. Tuttle
 Attorney, Agent, or Firm—Haynes N. Johnson

[57] CLAIM

The ornamental design for a handle for a curling iron, as shown and described.

DESCRIPTION

FIG. 1 is a perspective view of a handle for a curling iron, showing my new design;
 FIG. 2 is a top plan view thereof;
 FIG. 3 is a left side elevation thereof with the barrel and clamp of a curling iron shown in phantom; the right side is a mirror image thereof;
 FIG. 4 is a bottom plan view thereof;
 FIG. 5 is a front elevation thereof; and,
 FIG. 6 is a rear elevation thereof.
 The broken line showing of the curling iron barrel is for illustrative purposes only and forms no part of the claimed design.

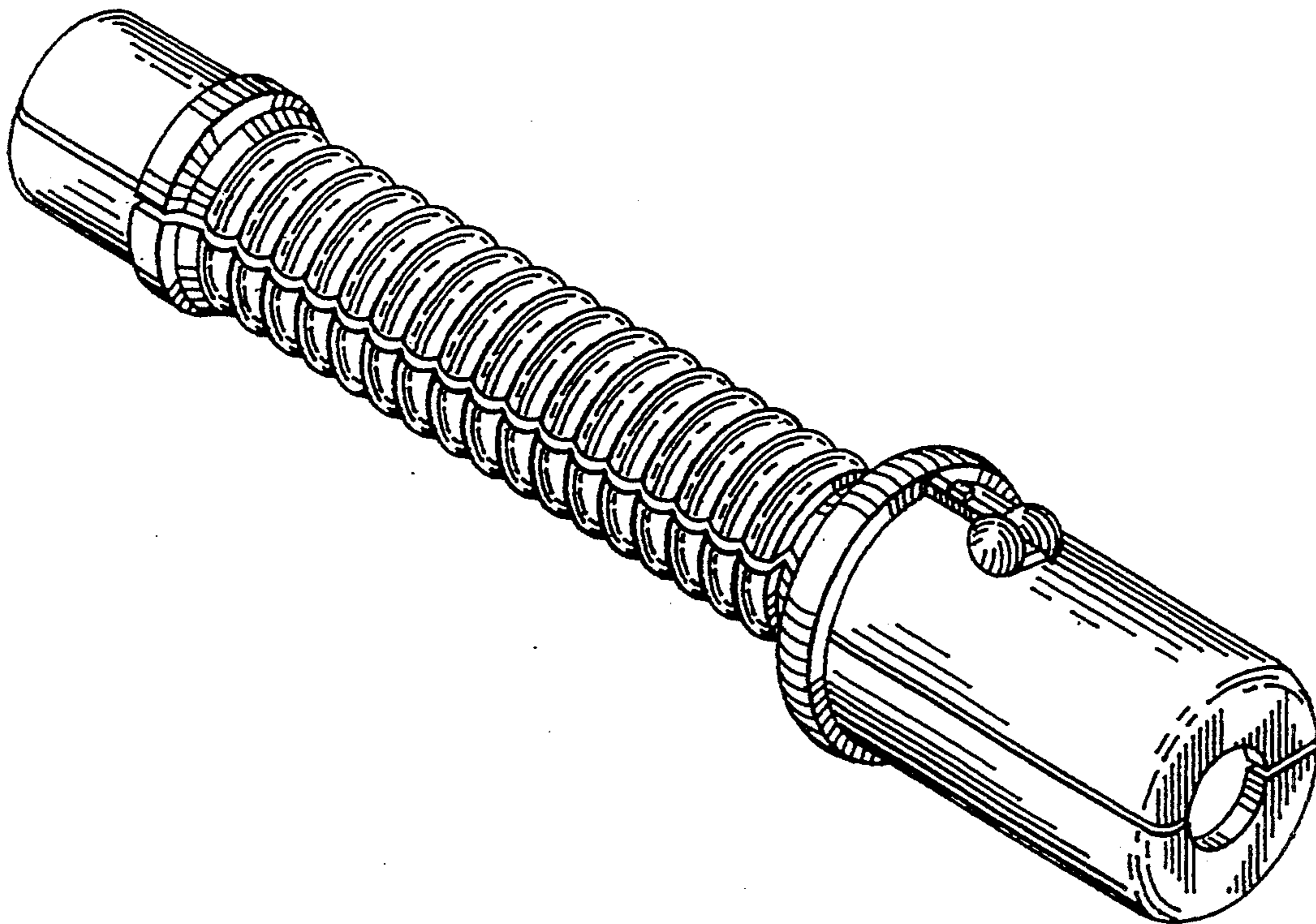


Fig. 1.

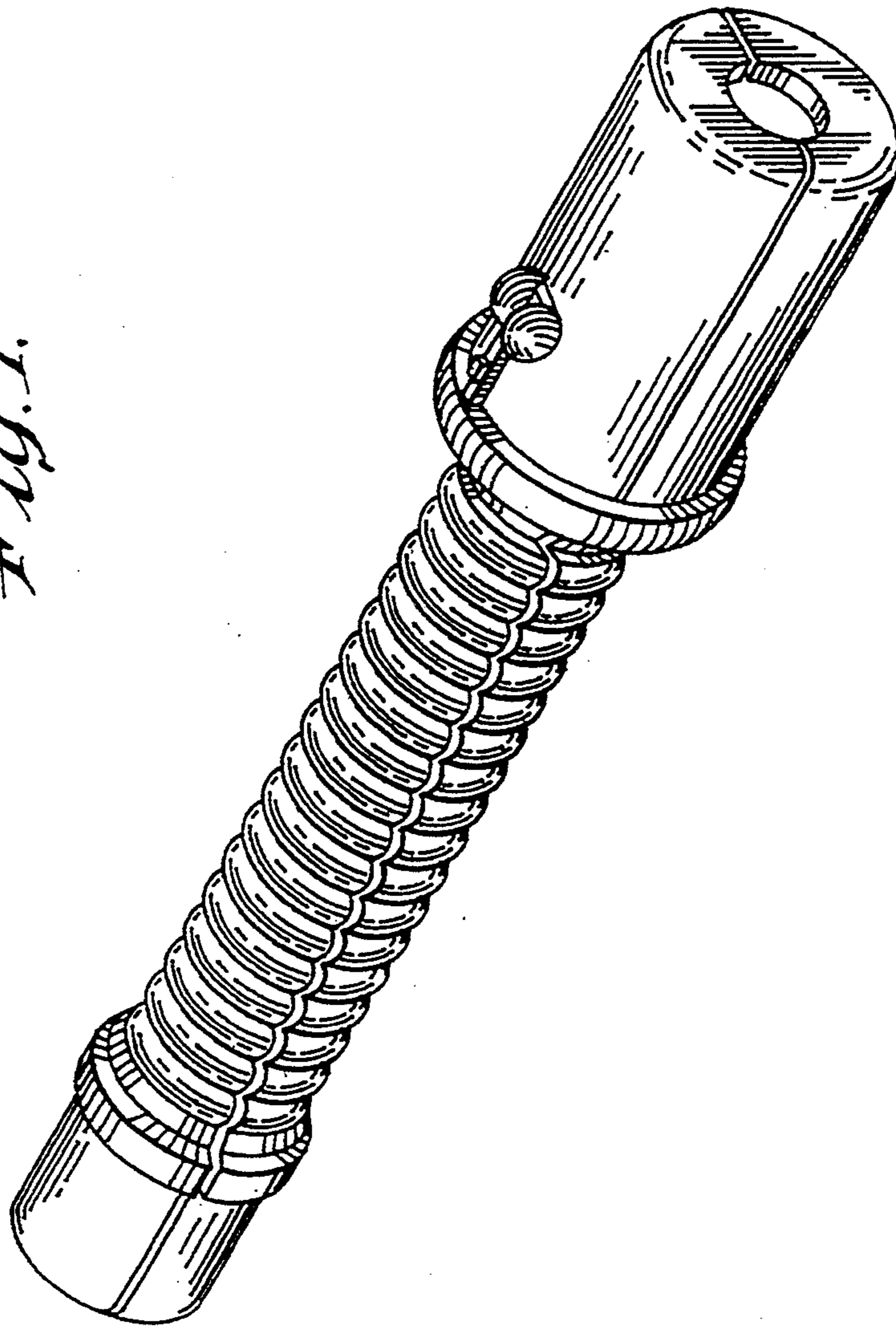


Fig. 2.




Fig. 3.

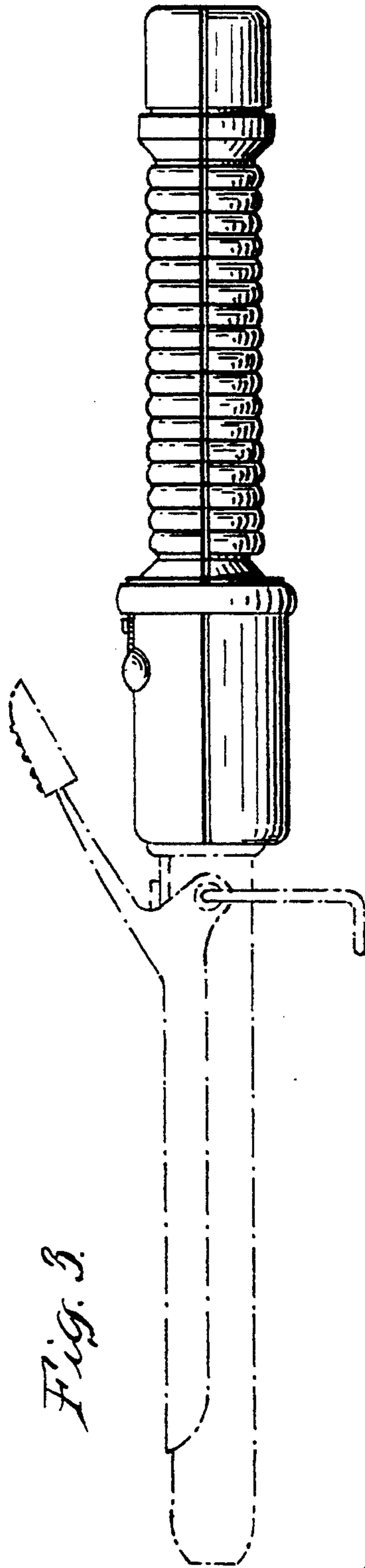


Fig. 5.

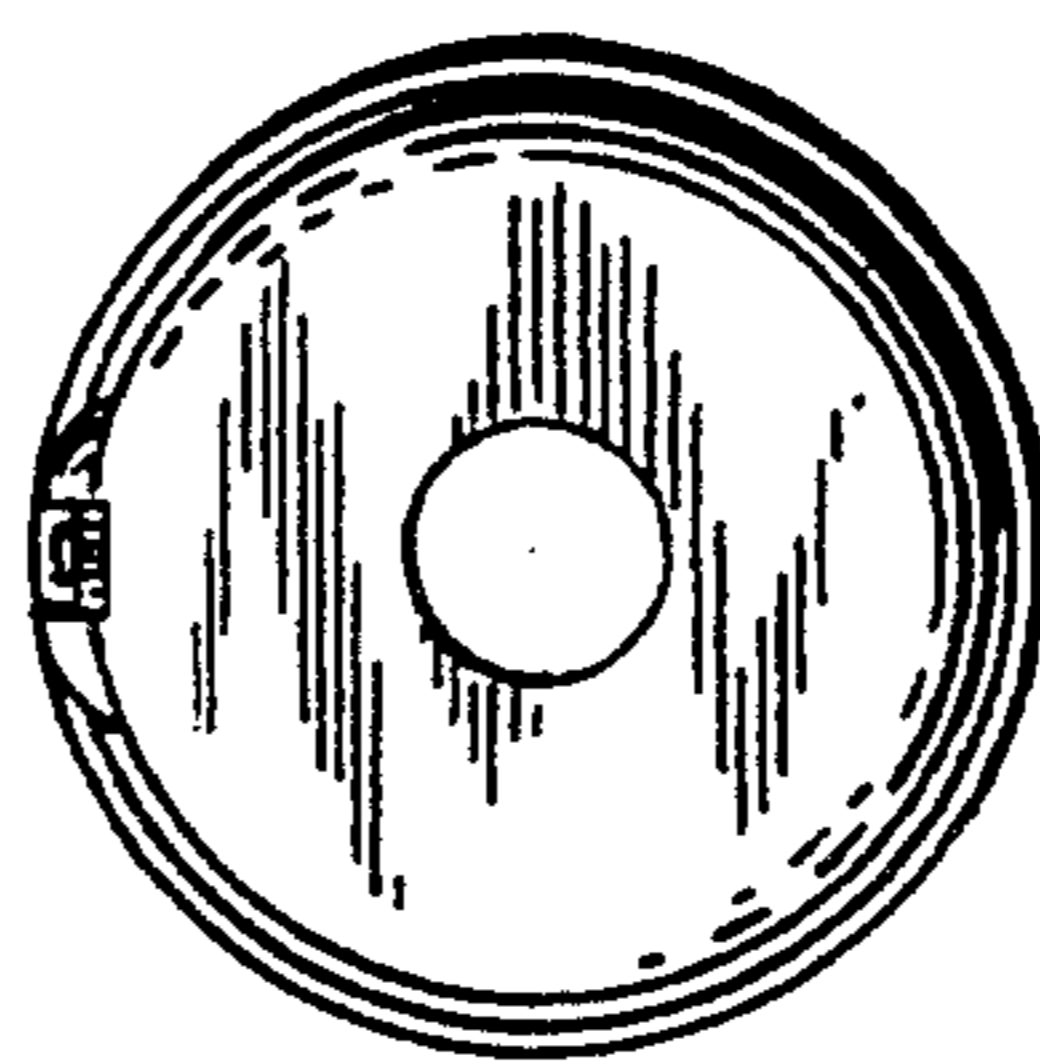


Fig. 4.

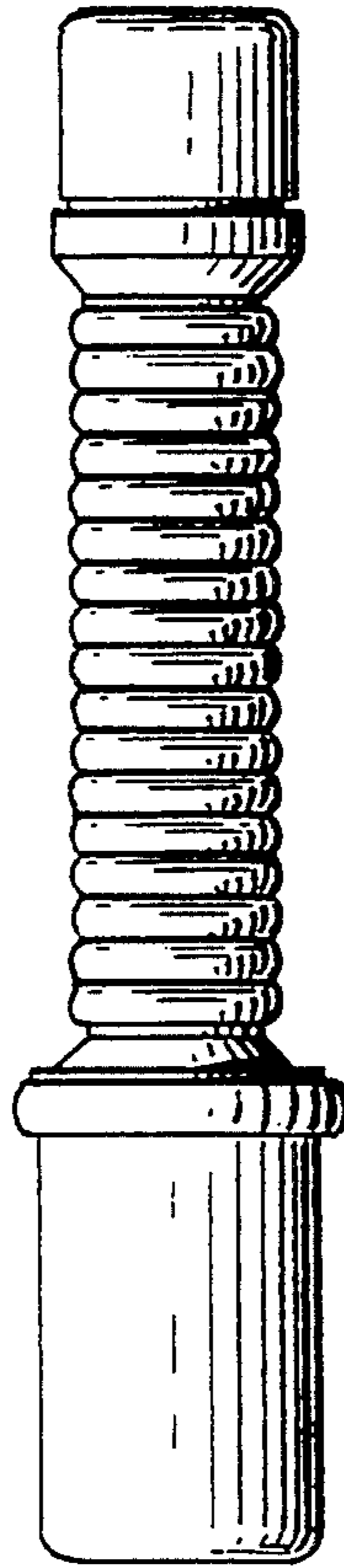


Fig. 6.

