



US00D352787S

United States Patent [19] Hulse

[11] Patent Number: **Des. 352,787**

[45] Date of Patent: **** Nov. 22, 1994**

[54] **COMBINED BARRIER WALL AND SIGN TOWER**

4,207,575 6/1980 Alford 343/874
4,327,531 5/1982 Cazaly et al. 52/82

[76] Inventor: **James M. Hulse**, 15905 W. 4B Rd.,
Plymouth, Ind. 46563

FOREIGN PATENT DOCUMENTS

429374 1/1948 Italy 52/82

[**] Term: **14 Years**

OTHER PUBLICATIONS

[21] Appl. No.: **927,365**

Washington Post; Dec. 18, 1936; p. 22; Light tower.
Industrial Design; May 1957; p. 63; Round Fishing boat.

[22] Filed: **Aug. 10, 1992**

Primary Examiner—Cathy Anne MacCormac
Attorney, Agent, or Firm—James D. Hall

[52] U.S. Cl. **D25/6**

[58] Field of Search 343/872, 874, 875, 878;
52/21, 28, 40, 79.1, 79.6, 148, 651.01, 651.02;
D20/10; D21/236; D25/1, 7, 14, 16, 33, 6, 18,
126

[57] CLAIM

The ornamental design for a combined barrier wall and sign tower, as shown and described.

[56] References Cited

DESCRIPTION

U.S. PATENT DOCUMENTS

D. 86,754	4/1932	Strauss	D25/1
D. 91,044	11/1933	Urbanek	D25/33
D. 94,318	1/1935	Strauss	D25/1
D. 106,502	10/1937	Fine	D20/10
D. 149,324	4/1948	Walker	D25/18
D. 239,768	5/1976	Magill	D25/6
3,047,107	7/1962	Parmenter et al.	52/121
3,073,018	1/1963	Gauthron	52/82

FIG. 1 is a perspective view of a combined barrier wall and sign tower showing my new design;
FIG. 2 is a top plan view thereof;
FIG. 3 is a front elevational view thereof;
FIG. 4 is a right side elevational view thereof;
FIG. 5 is a rear elevation view thereof; and,
FIG. 6 is a left side elevation view thereof.
The broken lines are for illustrative purposes only and forms no part of the claim design.

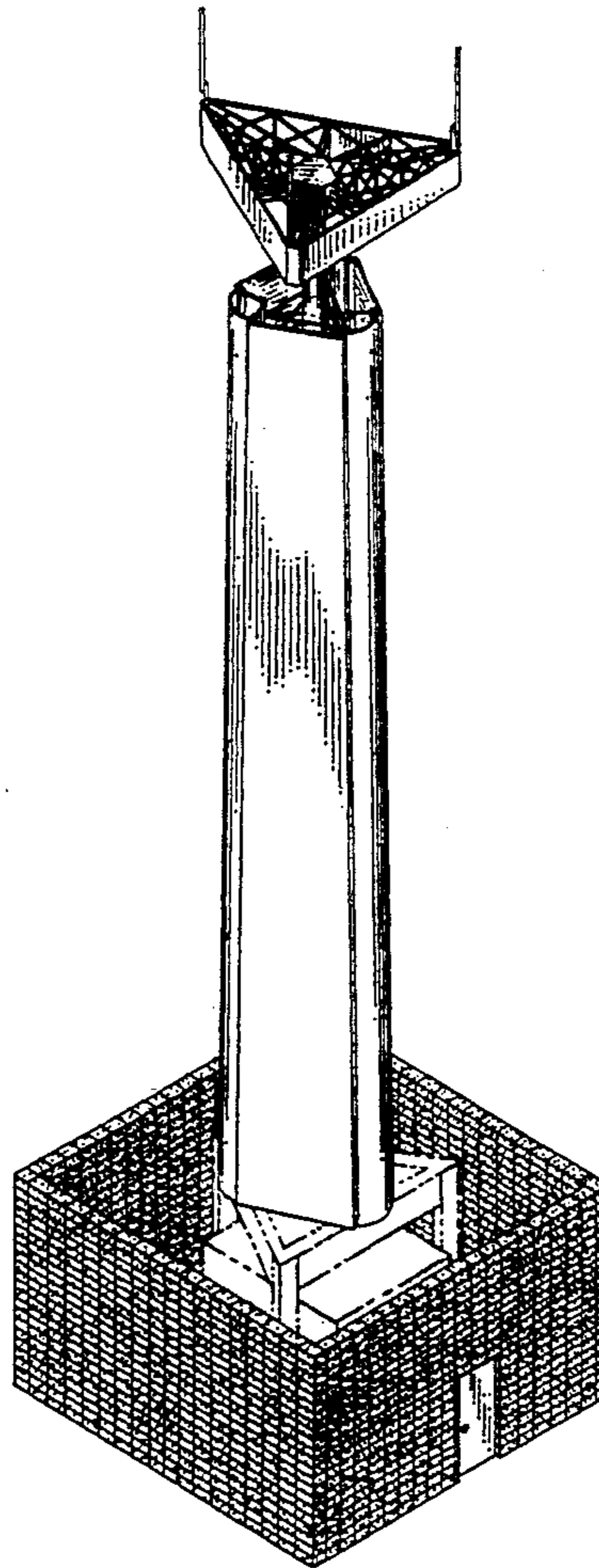


Fig. 1

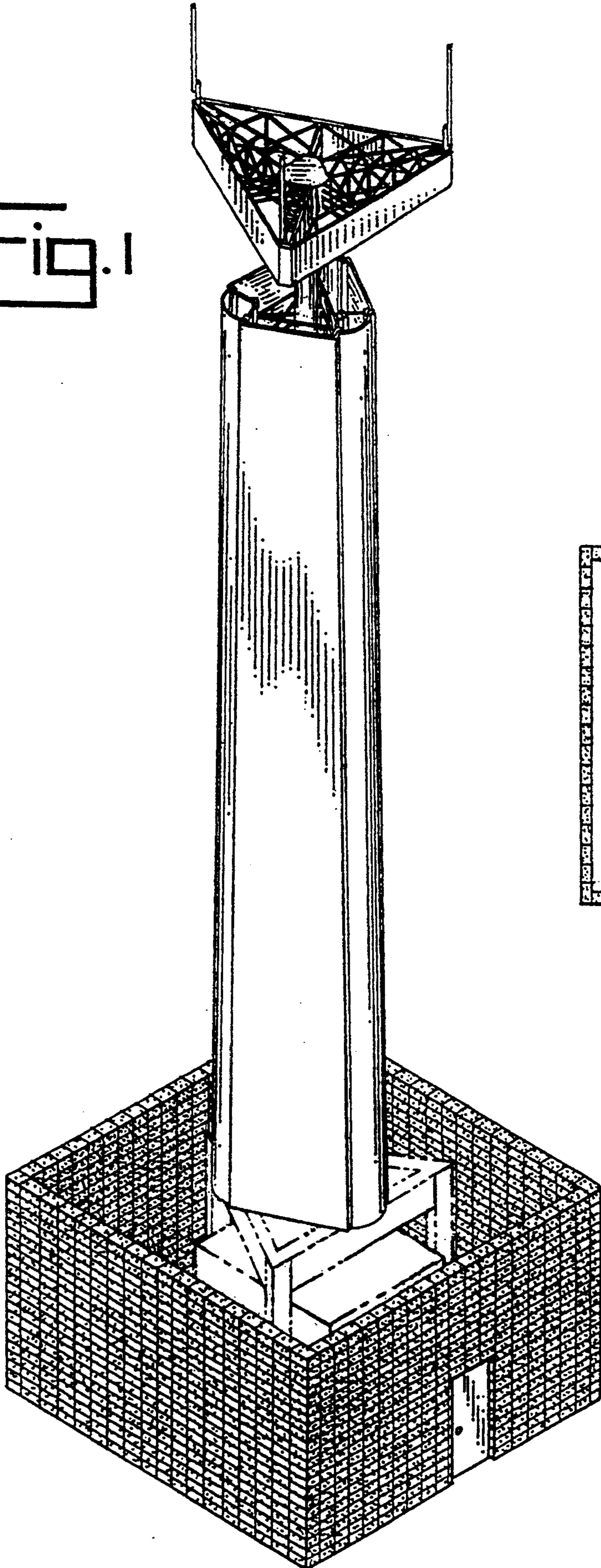


Fig. 2

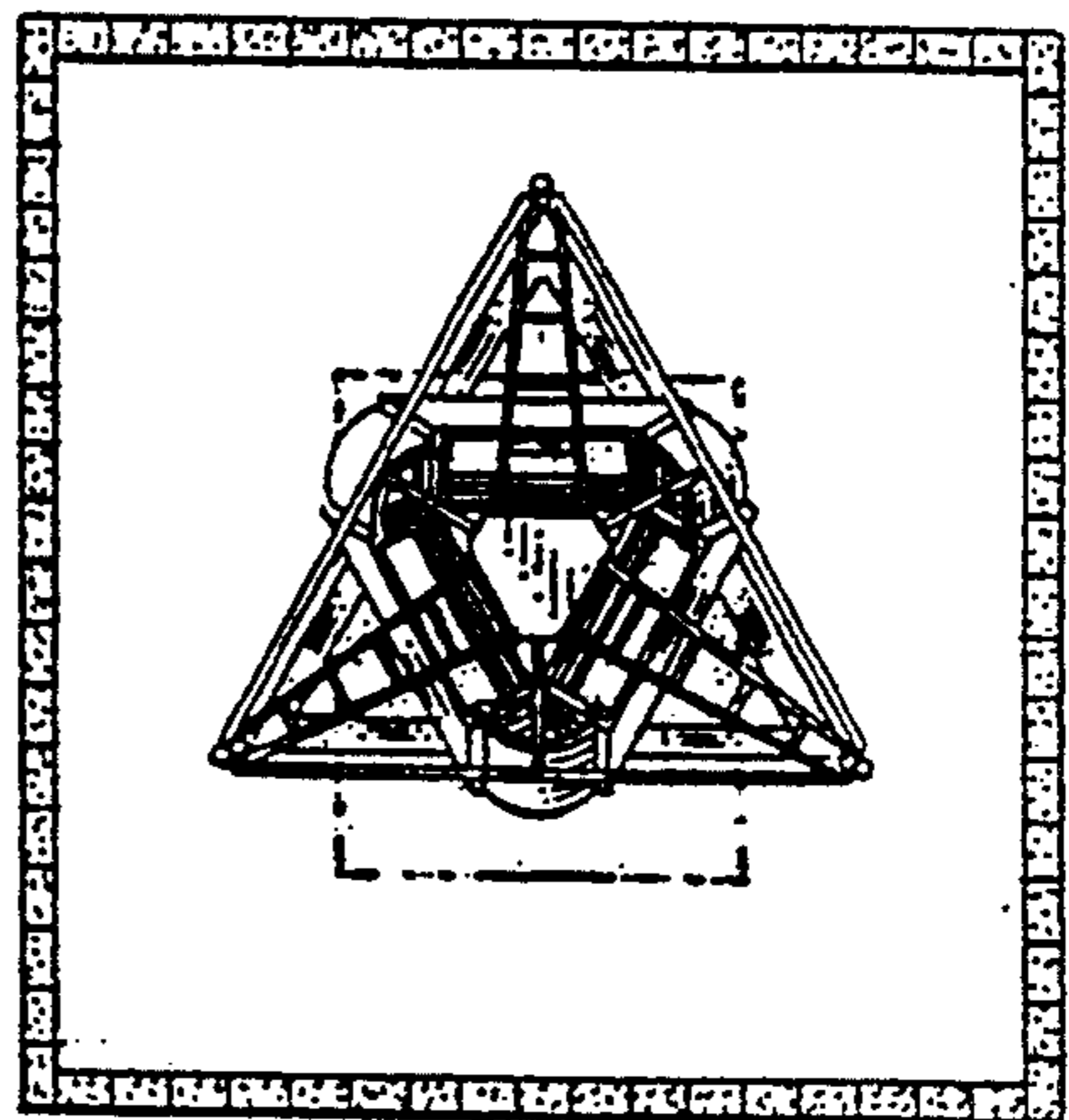


Fig. 3

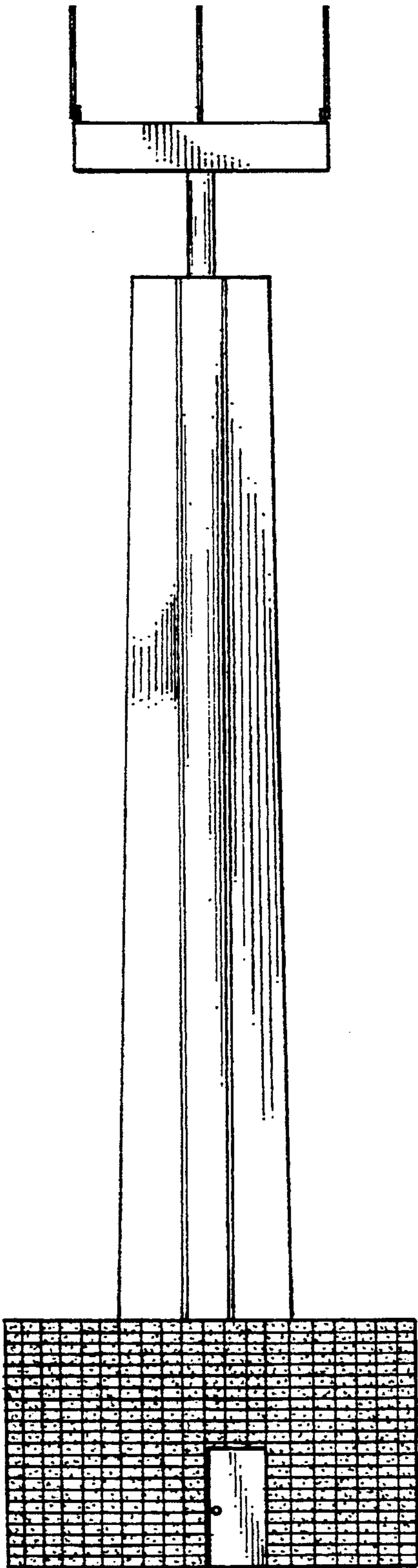


Fig. 4

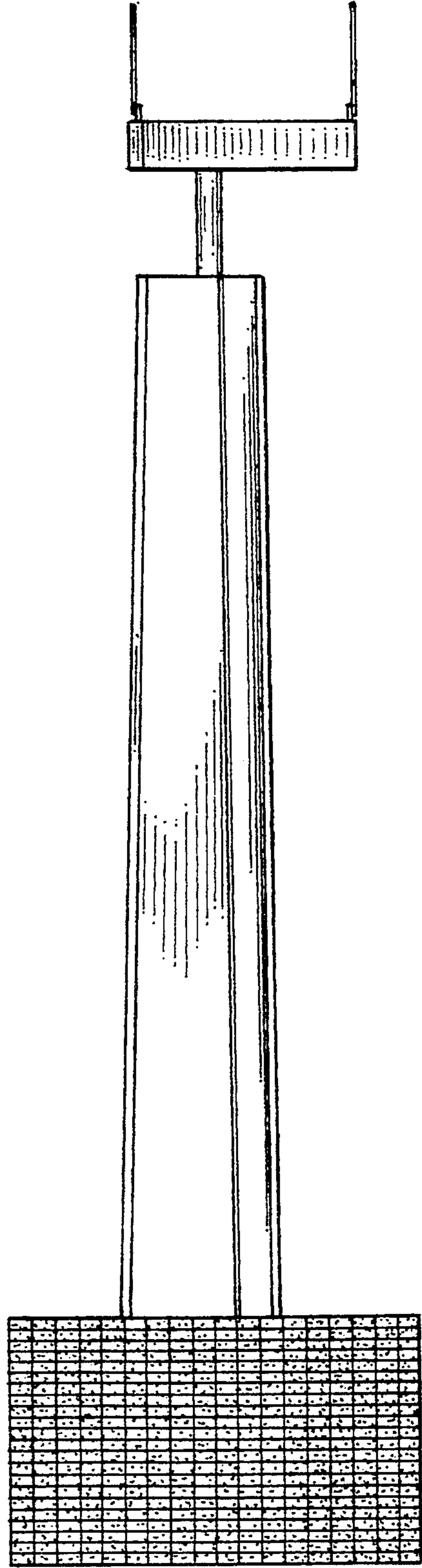


Fig. 5

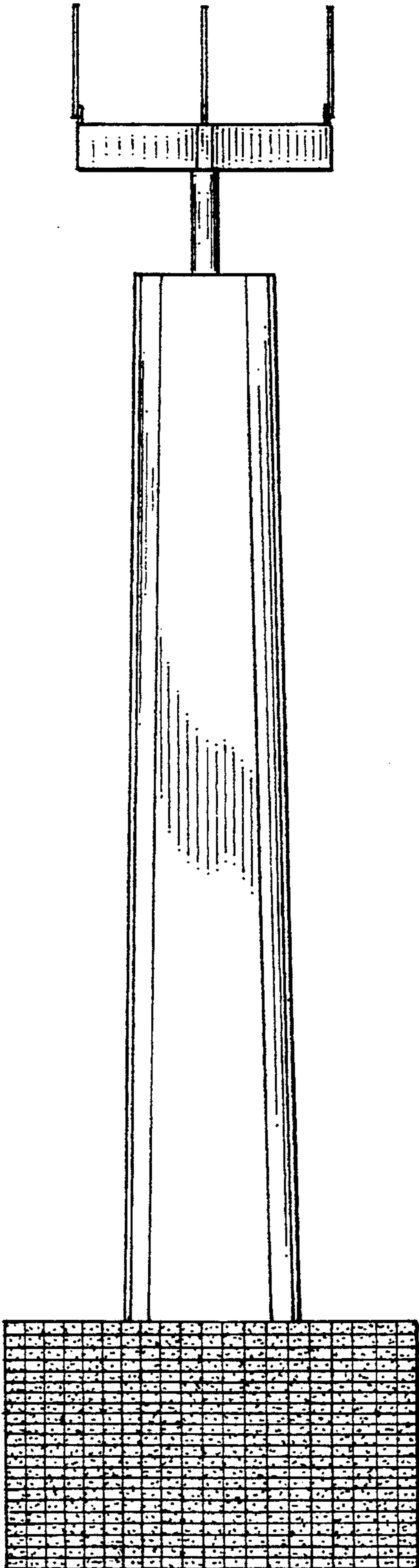


Fig. 6

