



US00D352781S

United States Patent [19]
Mason et al.

[11] **Patent Number: Des. 352,781**
[45] **Date of Patent: ** Nov. 22, 1994**

[54] **THERAPEUTIC FLUID FLOW LINE**
[75] **Inventors: Jeffrey T. Mason, Escondido;**
Bradley R. Mason, Olivenhain, both
of Calif.
[73] **Assignee: Breg, Inc., Vista, Calif.**
[**] **Term: 14 Years**
[21] **Appl. No.: 850,071**
[22] **Filed: Mar. 12, 1992**

Related U.S. Application Data

[63] **Continuation-in-part of Ser. No. 767,494, Sep. 30, 1991,**
Pat. No. 5,241,951, which is a continuation-in-part of
Ser. No. 578,508, Sep. 5, 1990, Pat. No. 5,080,089.
[52] **U.S. Cl. D24/188**
[58] **Field of Search 4/541.3, 541.4, 541.5;**
D24/188, 200, 201, 204

[56] **References Cited**
U.S. PATENT DOCUMENTS
3,788,770 1/1974 Johnson et al. 417/62
3,993,053 11/1976 Grossan 128/64
4,149,529 4/1979 Copeland et al. 128/24.1
4,691,762 9/1989 Elkins et al. 165/46

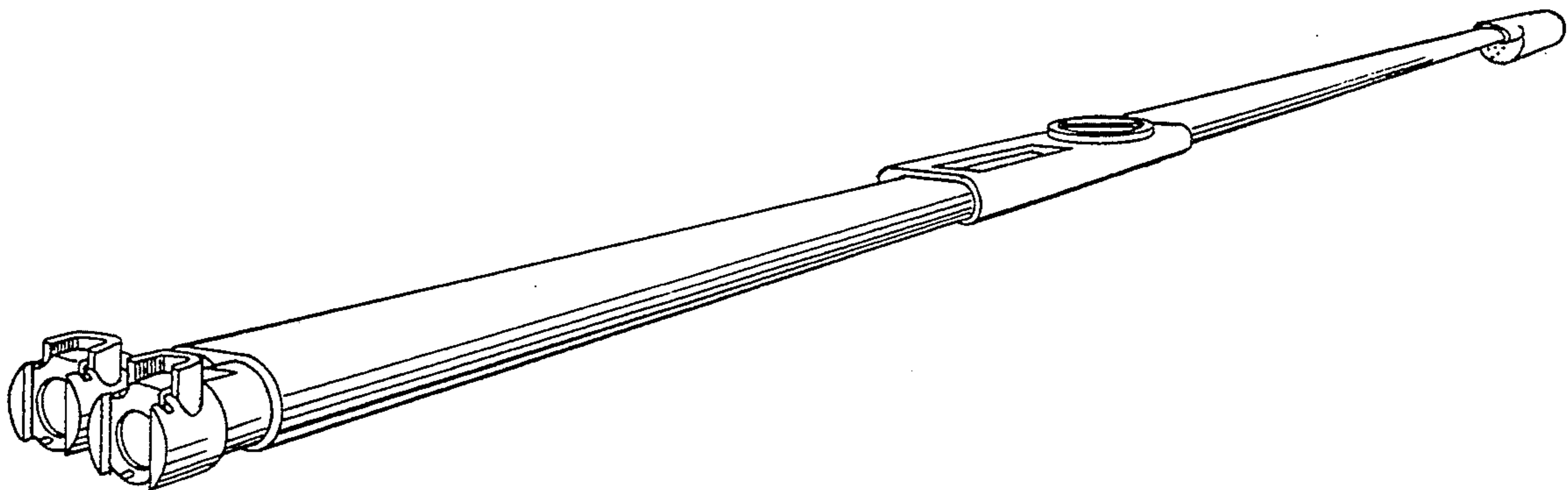
Primary Examiner—A. Hugo Word
Assistant Examiner—Eric Watterson
Attorney, Agent, or Firm—Rodney F. Brown

[57] **CLAIM**

The ornamental design for a therapeutic fluid flow line,
as shown.

DESCRIPTION

FIG. 1 is a top perspective view of a therapeutic fluid
flow line showing our design;
FIG. 2 is a top plan view thereof;
FIG. 3 is a bottom plan view thereof; and,
FIG. 4 is a back elevational view thereof.



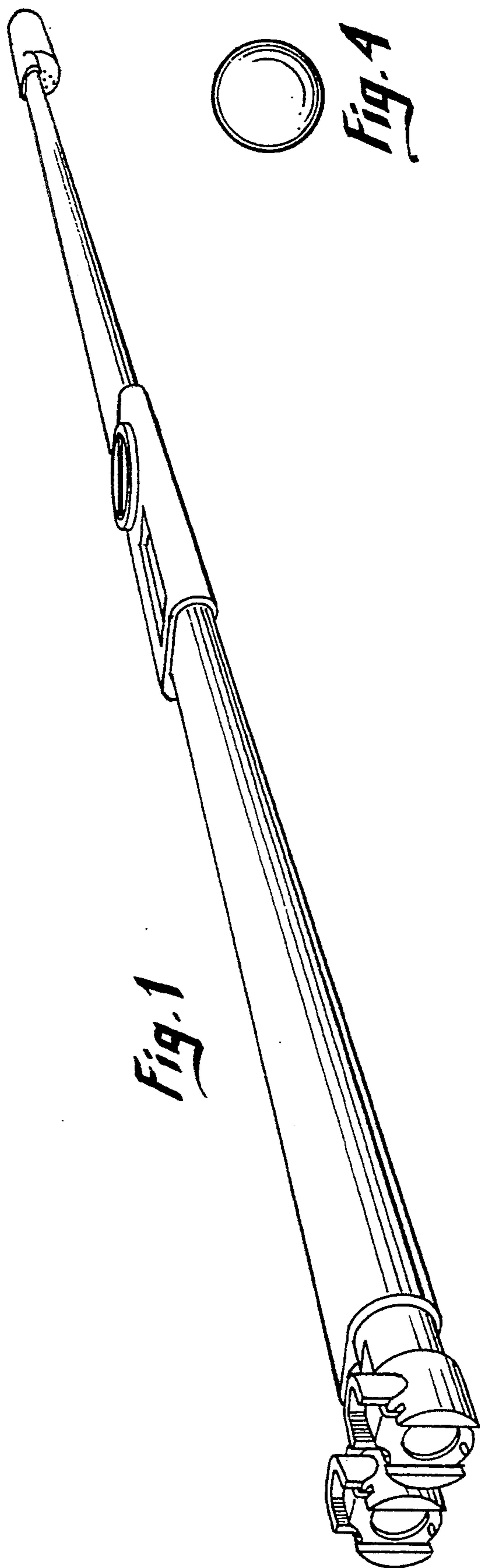


Fig. 1

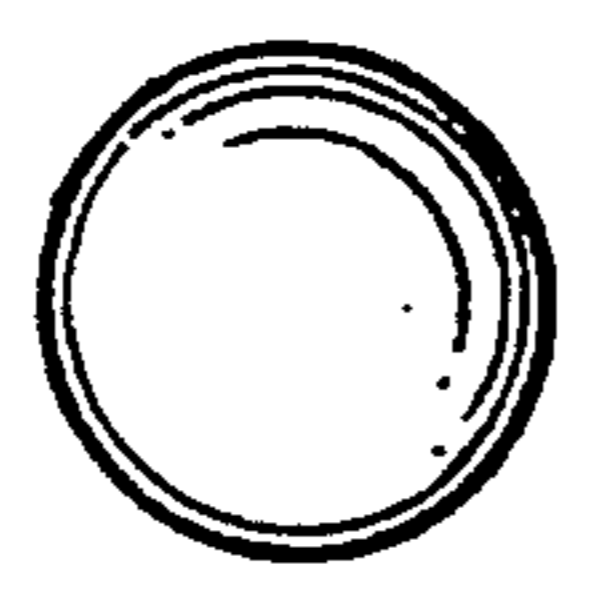


Fig. 4




Fig. 2

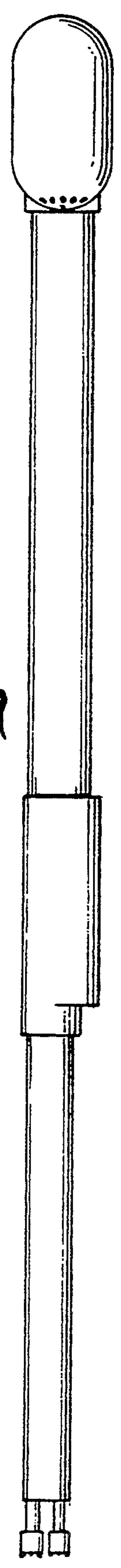


Fig. 3