



US00D352754S

# United States Patent [19]

[11] Patent Number: **Des. 352,754**

Silagy

[45] Date of Patent: **\*\* Nov. 22, 1994**

[54] **FINGER EXERCISER**

[76] Inventor: **Howard Silagy**, 100A Tec St.,  
Hicksville, N.Y. 11801

[\*\*] Term: **14 Years**

[21] Appl. No.: **13,770**

[22] Filed: **Oct. 1, 1993**

[52] U.S. Cl. .... **D21/198**

[58] Field of Search ..... 482/44, 47, 49, 121,  
482/128; D21/191, 198, 197

3,003,764 10/1961 Yovanovitch ..... 482/49  
 3,738,651 6/1973 Norman et al. .... 482/47  
 4,678,181 7/1987 Ditsch et al. .... 482/47  
 5,147,256 9/1992 Silagy ..... 482/49

*Primary Examiner*—Bernard Ansher  
*Assistant Examiner*—Philip Hyder

### [57] CLAIM

The ornamental design for a finger exerciser, as shown and described.

### DESCRIPTION

FIG. 1 is a front elevational view of a finger exerciser showing my new design, the rear elevational view being a mirror image;

FIG. 2 is a top plan view thereof;

FIG. 3 is a bottom view thereof;

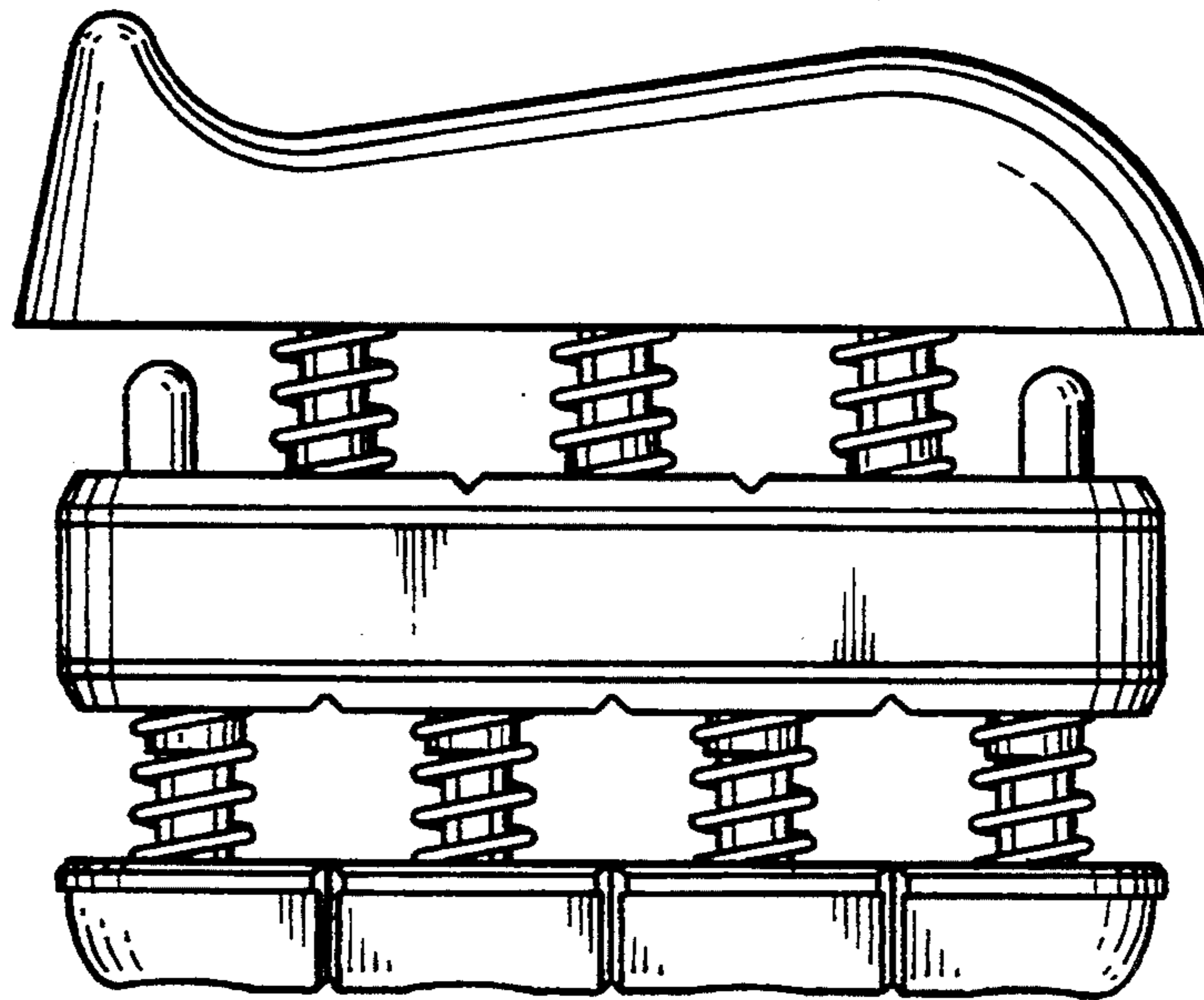
FIG. 4 is a left end elevational view thereof; and,

FIG. 5 is a right end elevational view thereof.

[56] **References Cited**

**U.S. PATENT DOCUMENTS**

D. 294,614	3/1988	Ditsch et al. ....	D21/198
D. 325,411	4/1992	Everly .....	D21/198
1,229,658	6/1917	Sandow .....	D21/197
1,796,216	3/1931	Pettersson .....	482/47
2,837,334	6/1958	Long .....	482/49






FIG. 2

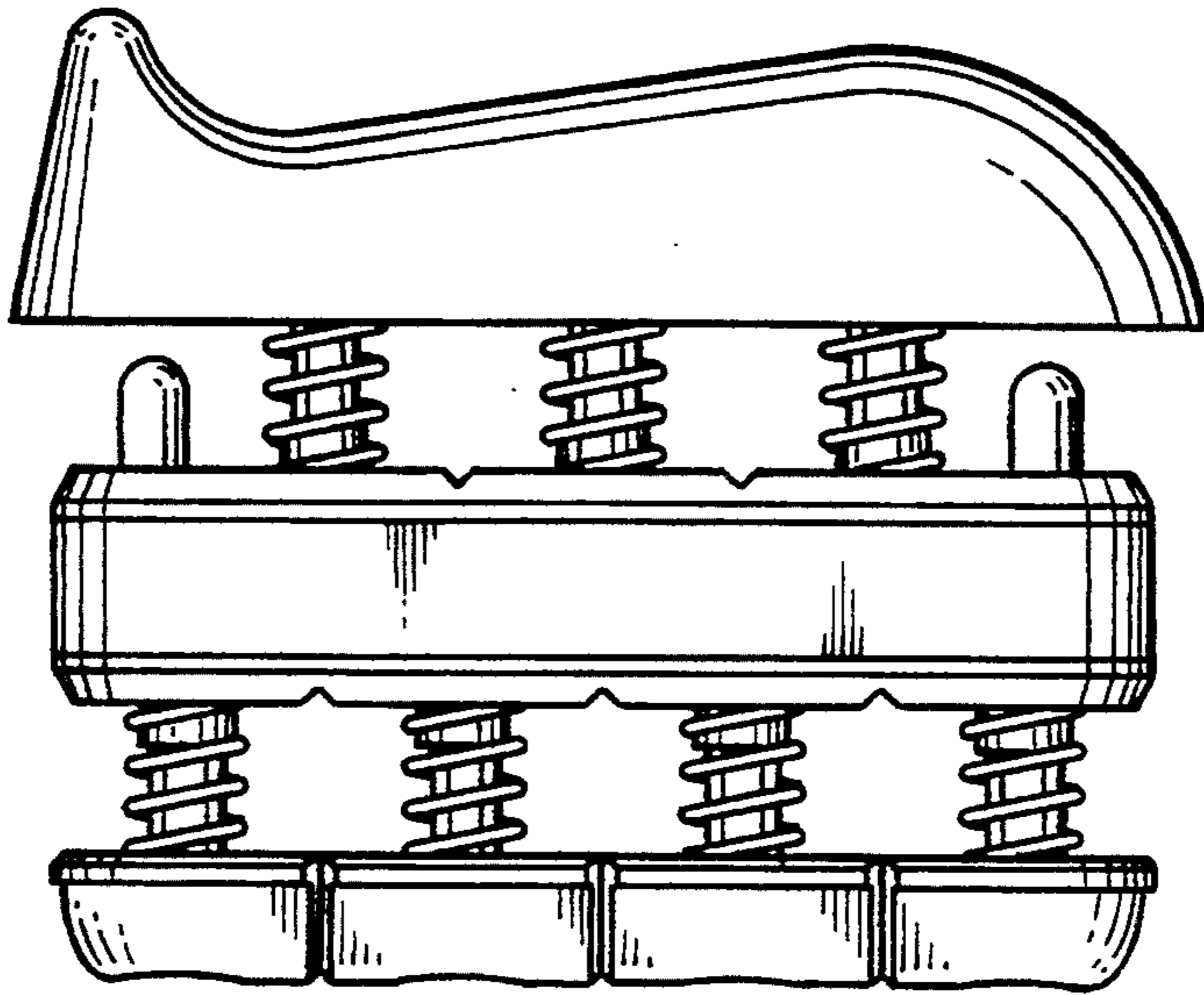


FIG. 1

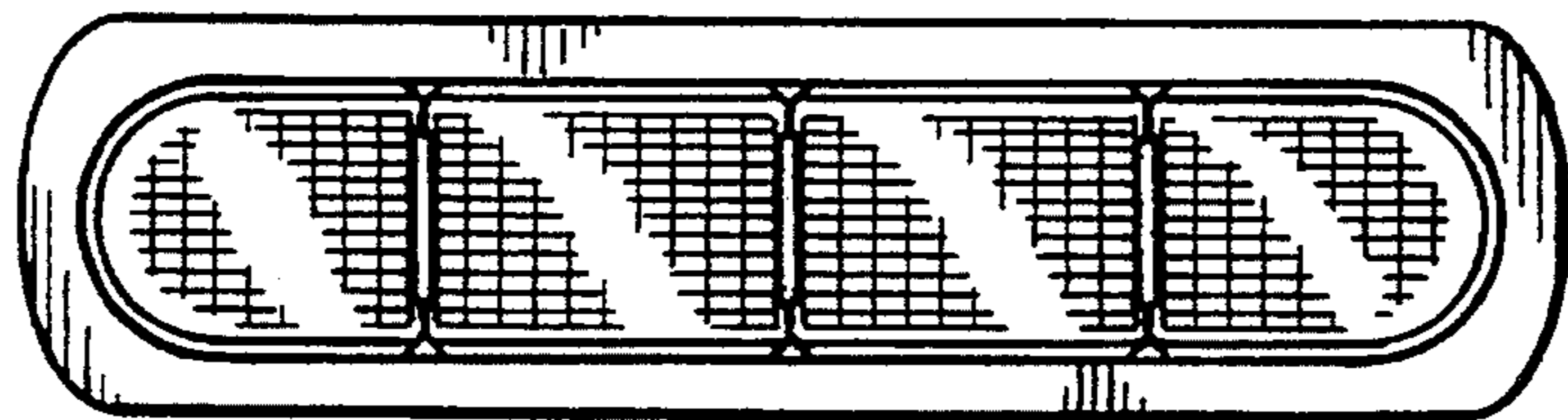


FIG. 3




FIG. 4

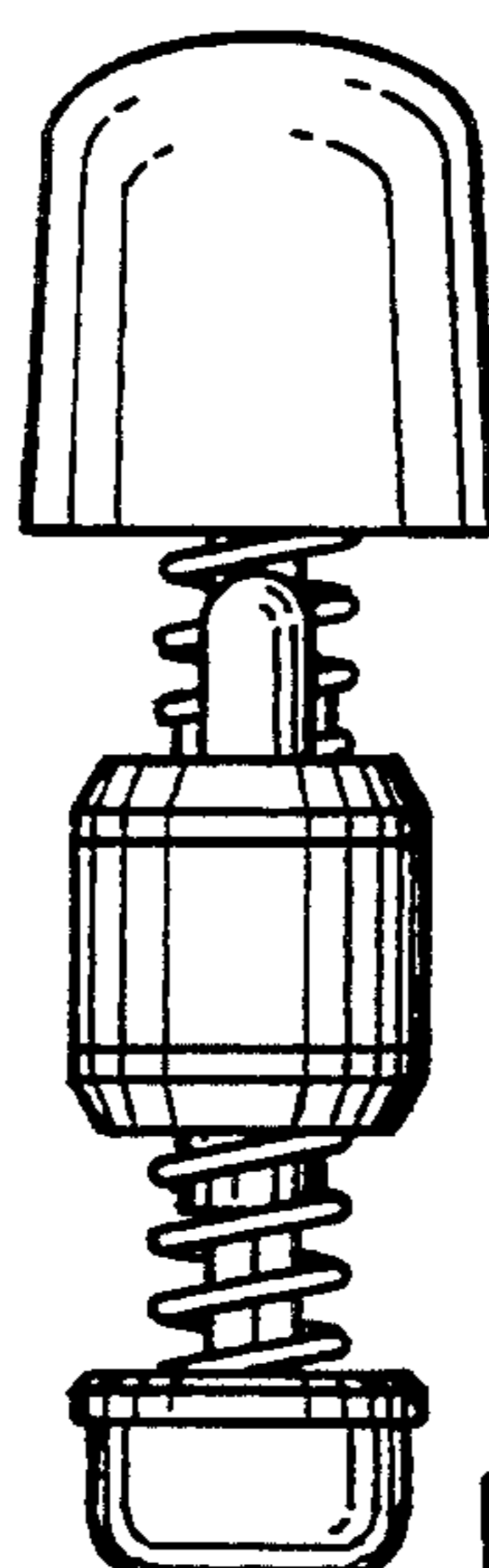


FIG. 5