



US00D352745S

United States Patent [19]

[11] Patent Number: **Des. 352,745**

Kushner et al.

[45] Date of Patent: **** Nov. 22, 1994**

[54] **BUILDING ELEMENT FOR A TOY BUILDING SET**

4,964,833 10/1990 Suzuki 446/118

[75] Inventors: **Philip M. Kushner**, Greve Strand; **Kenn Rasmussen**, Valby; **Niels Øhrwald**, Espergaerde, all of Denmark

[73] Assignee: **Interlego A.G.**, Baar, Switzerland

[**] Term: **14 Years**

[21] Appl. No.: **13,276**

[22] Filed: **Sep. 22, 1993**

[52] U.S. Cl. **D21/108**

[58] Field of Search 446/108, 110, 115-116, 446/120, 122, 124-125, 128, 478; 434/172; D21/108-109, 141; D19/59

[56] References Cited

U.S. PATENT DOCUMENTS

D. 281,794	12/1985	Short	D21/108
D. 297,303	8/1988	Finklestein	D21/108
D. 300,052	10/1992	Klitsner	D21/108
2,406,759	9/1946	Glukes	D21/108
2,442,122	5/1948	Erhardt	446/128
2,461,535	2/1949	Erhardt	446/128
3,005,282	10/1961	Christiansen	446/128
3,414,986	12/1968	Stassen	D21/108
4,744,780	5/1988	Volpe	446/128

OTHER PUBLICATIONS

Child Guidance Toys Lower Left of Page (Design Library).

Fisher Price Catalog 1992 p. 8 Lower Left of Page (Design Library).

Primary Examiner—Melvin B. Feifer

Assistant Examiner—R. Barkai

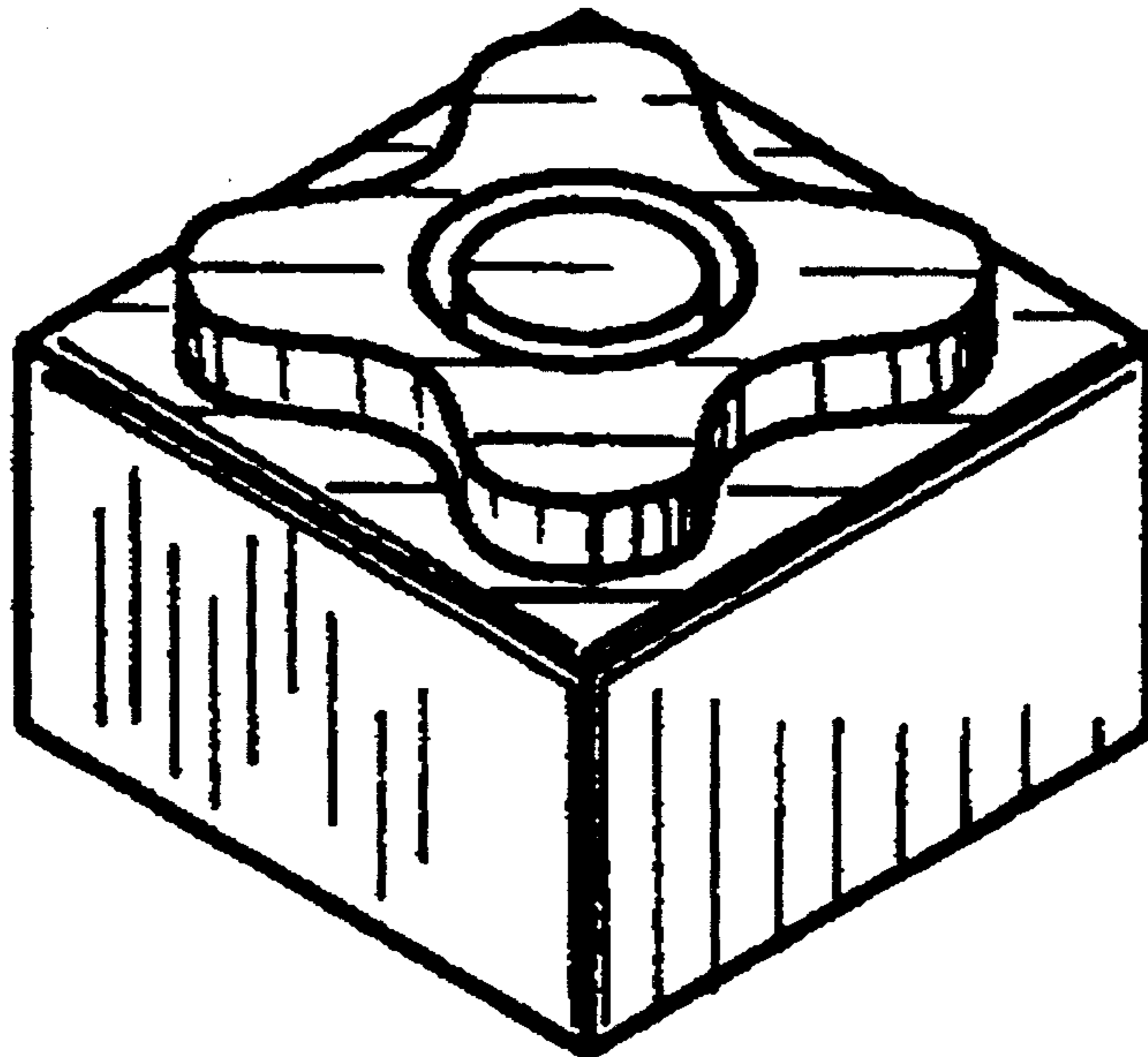
Attorney, Agent, or Firm—Kane, Dalsimer, Sullivan, Kurucz, Levy, Eisele and Richard

[57] CLAIM

The ornamental design for a building element for a toy building set, as shown and described.

DESCRIPTION

FIG. 1 is a top perspective view of the building element for a toy building set showing our new design; FIG. 2 is a bottom perspective view thereof; FIG. 3 is a right side elevational view thereof; FIG. 4 is a front elevational view thereof; FIG. 5 is a left side elevational view thereof; FIG. 6 is a rear elevational view thereof; FIG. 7 is a top plan view thereof; FIG. 8 is a bottom plan view thereof; and, FIG. 9 is a partial view thereof, shown separately for clarity of illustration only.



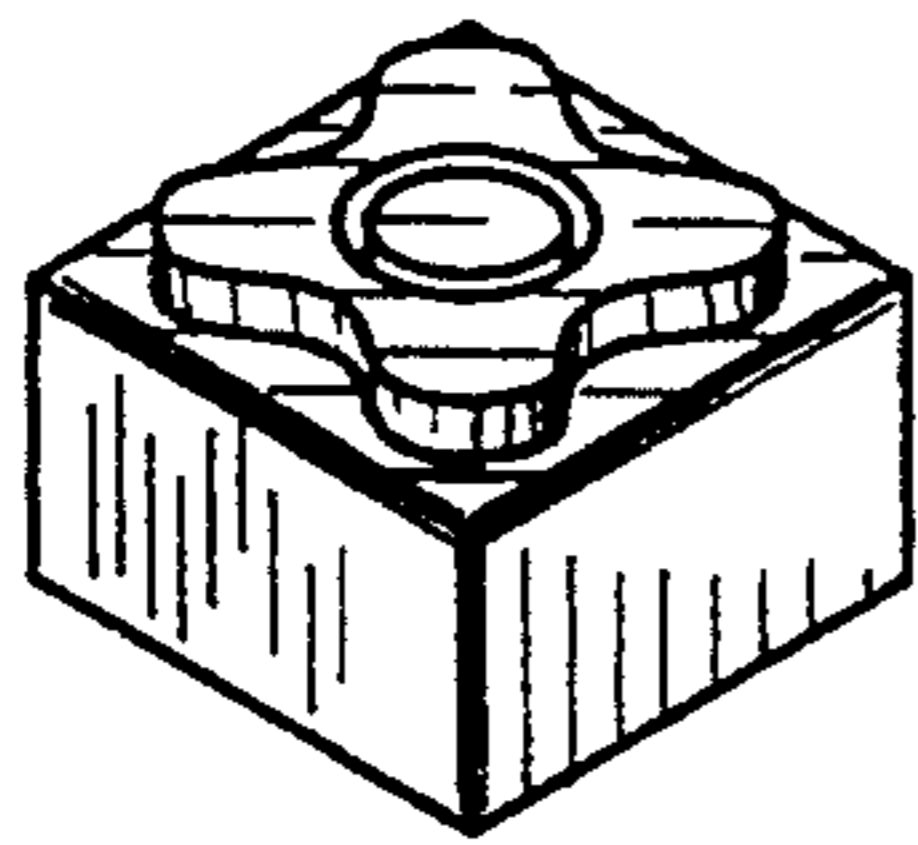


FIG. 1

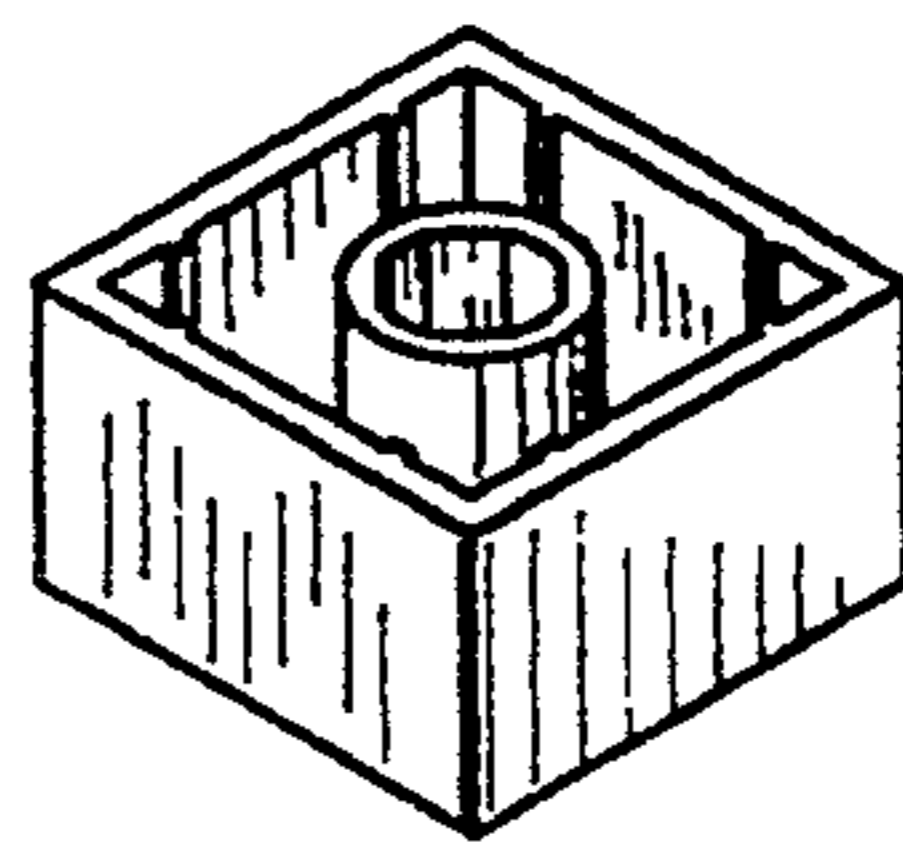


FIG. 2

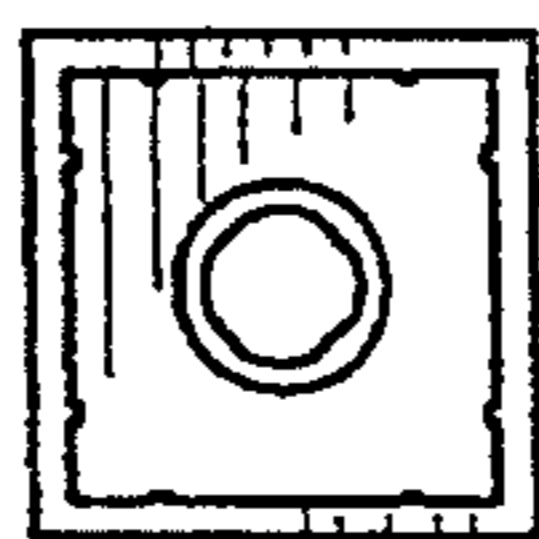


FIG. 8



FIG. 6




FIG. 5



FIG. 4




FIG. 3




FIG. 7

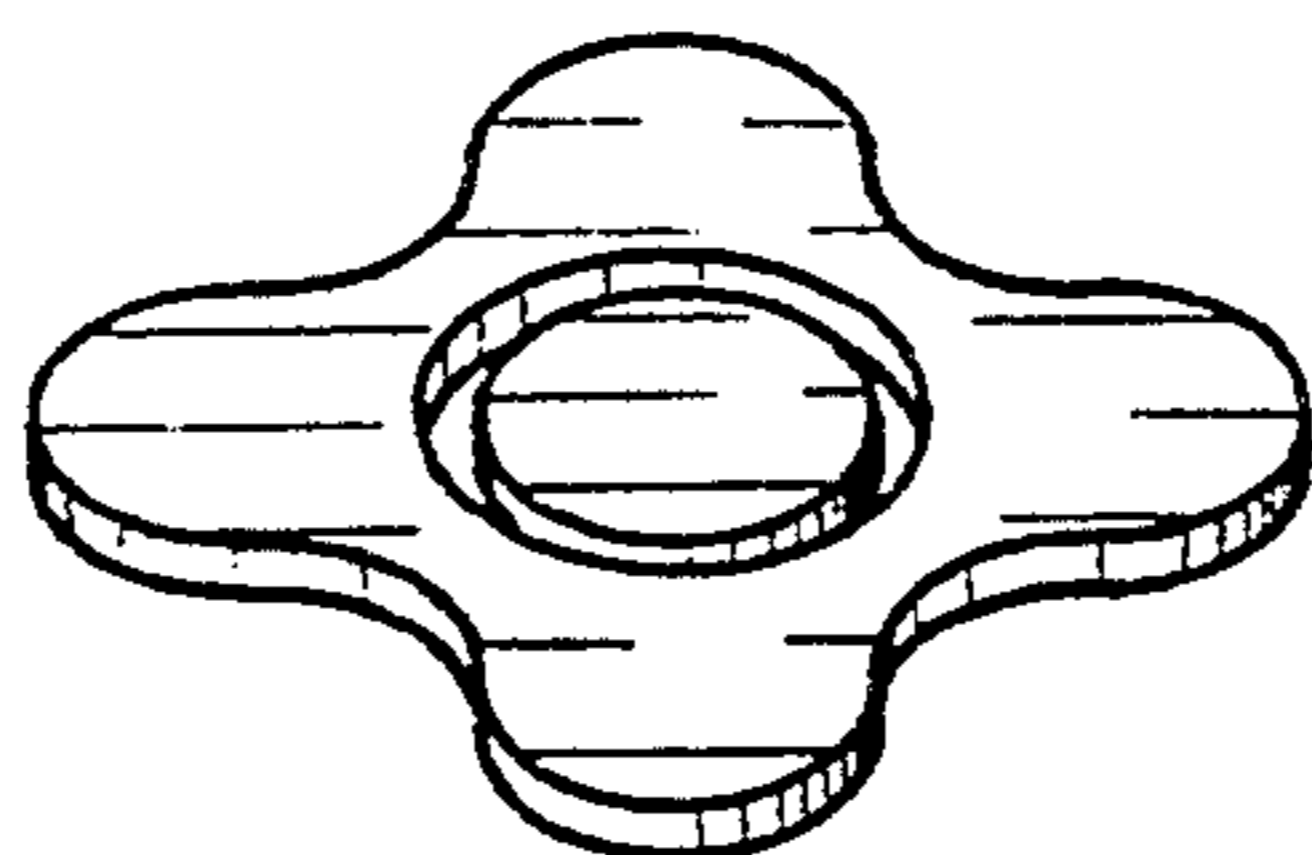


FIG. 9