



US00D352744S

United States Patent [19]

[11] Patent Number: **Des. 352,744**

Ryaa et al.

[45] Date of Patent: **** Nov. 22, 1994**

[54] **ELEMENT FOR A TOY BUILDING SET**

[75] Inventors: **Jan Ryaa, Kaervej; Birthe G. Vorre,**
Ny Grejsdalsvej, both of Denmark

[73] Assignee: **Interlego A.G.,** Baar, Switzerland

[**] Term: **14 Years**

[21] Appl. No.: **13,272**

[22] Filed: **Sep. 22, 1993**

[52] U.S. Cl. **D21/108**

[58] Field of Search 446/108, 110, 115-116,
446/120, 122, 124-125, 128, 478; 434/172;
D21/108-109, 141; D19/59

[56] **References Cited**

U.S. PATENT DOCUMENTS

- D. 239,646 4/1976 Knudsen D21/108
- D. 306,190 2/1990 Poulsen D21/108
- D. 321,010 10/1991 Healy D19/59
- 2,972,833 2/1961 Grutta 446/110
- 3,660,927 5/1972 Christopher 446/426
- 4,744,780 5/1988 Volpe 446/128

FOREIGN PATENT DOCUMENTS

5921972 8/1972 Denmark D21/128

OTHER PUBLICATIONS

Childcraft Fall-Wiinter 1987 p. 37, top of page.

Primary Examiner—Bernard Ansher

Assistant Examiner—R. Barkai


Attorney, Agent, or Firm—Kane, Dalsimer, Sullivan,
Kurucz, Levy, Eisele and Richard

[57] **CLAIM**

The ornamental design for an element for a toy building set, as shown and described.

DESCRIPTION

FIG. 1 is a top perspective view of an element for a toy building set showing our new design;
 FIG. 2 is a bottom perspective view thereof;
 FIG. 3 is a right elevational view thereof;
 FIG. 4 is a front side elevational view thereof;
 FIG. 5 is a left elevational view thereof;
 FIG. 6 is a rear side elevational view thereof;
 FIG. 7 is a top plan view thereof; and,
 FIG. 8 is a bottom plan view thereof.






FIG. 1

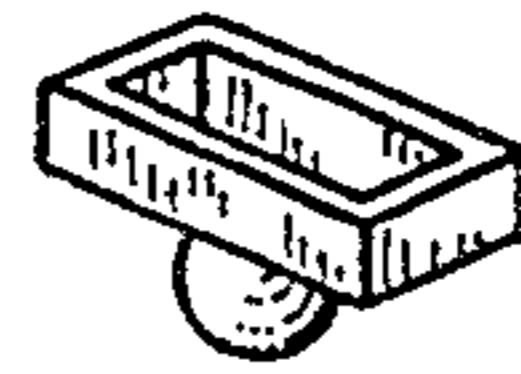


FIG. 2



FIG. 7



FIG. 6

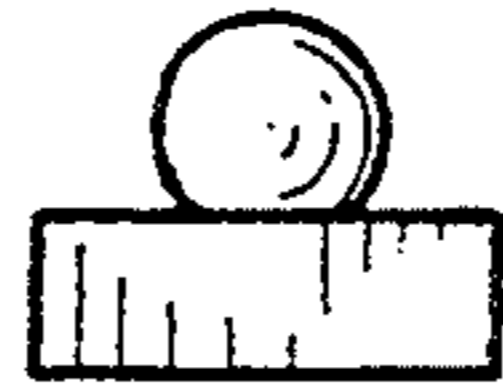


FIG. 5



FIG. 4




FIG. 3



FIG. 8