



US00D352738S

United States Patent [19]

Anghelo et al.

[11] Patent Number: **Des. 352,738**

[45] Date of Patent: **** Nov. 22, 1994**

[54] PINBALL GAME CABINET

[75] Inventors: **Python V. Anghelo**, Chicago;
Raymond J. Czajka, Hometown,
both of Ill.

[73] Assignee: **Williams Electronics Games, Inc.**,
Chicago, Ill.

[**] Term: **14 Years**

[21] Appl. No.: **11,037**

[22] Filed: **Jul. 23, 1993**

[52] U.S. Cl. **D21/13**

[58] Field of Search 273/148 B, 433-438,
273/DIG. 28, 138 A; D21/13, 14, 1

[56] References Cited

U.S. PATENT DOCUMENTS

D. 272,078	1/1984	Sato	D21/13
D. 327,508	6/1992	Mirando et al.	D21/13
D. 333,164	2/1993	Kraft et al.	D21/13
3,541,256	11/1970	Anders	273/148 B X
4,516,777	5/1985	Nikora	273/148 B
4,712,799	12/1987	Fraley	273/DIG. 28 X

OTHER PUBLICATIONS

Vending Times, May 1979, p. 76 as shown.
Vending Times, Aug. 1988, p. 77.

Primary Examiner—Prabhakar G. Deshmukh
Attorney, Agent, or Firm—Rockey, Rifkin and Ryther

[57] CLAIM

The ornamental design for a pinball game cabinet, as shown and described.

DESCRIPTION

FIG. 1 is a perspective view of a pinball game cabinet showing our new design;
FIG. 2 is a right side elevational view thereof; the left side elevational view being a mirror image thereof;
FIG. 3 is a front elevational view thereof;
FIG. 4 is a rear elevational view thereof;
FIG. 5 is a top plan view thereof;
FIG. 6 is a bottom plan view thereof; and,
FIG. 7 is a left side elevational view of an alternate embodiment of a pinball game cabinet; the right side elevational view being a mirror image thereof.

The broken line showing of a game in FIG. 3 is for illustrative purpose only and forms no part of the claim. The elevational and plan views of an alternate embodiment (FIG.7) are similar to as disclosed in FIGS. 3-6 inclusive of the first embodiment (FIG. 1).




FIG. 1




FIG. 2

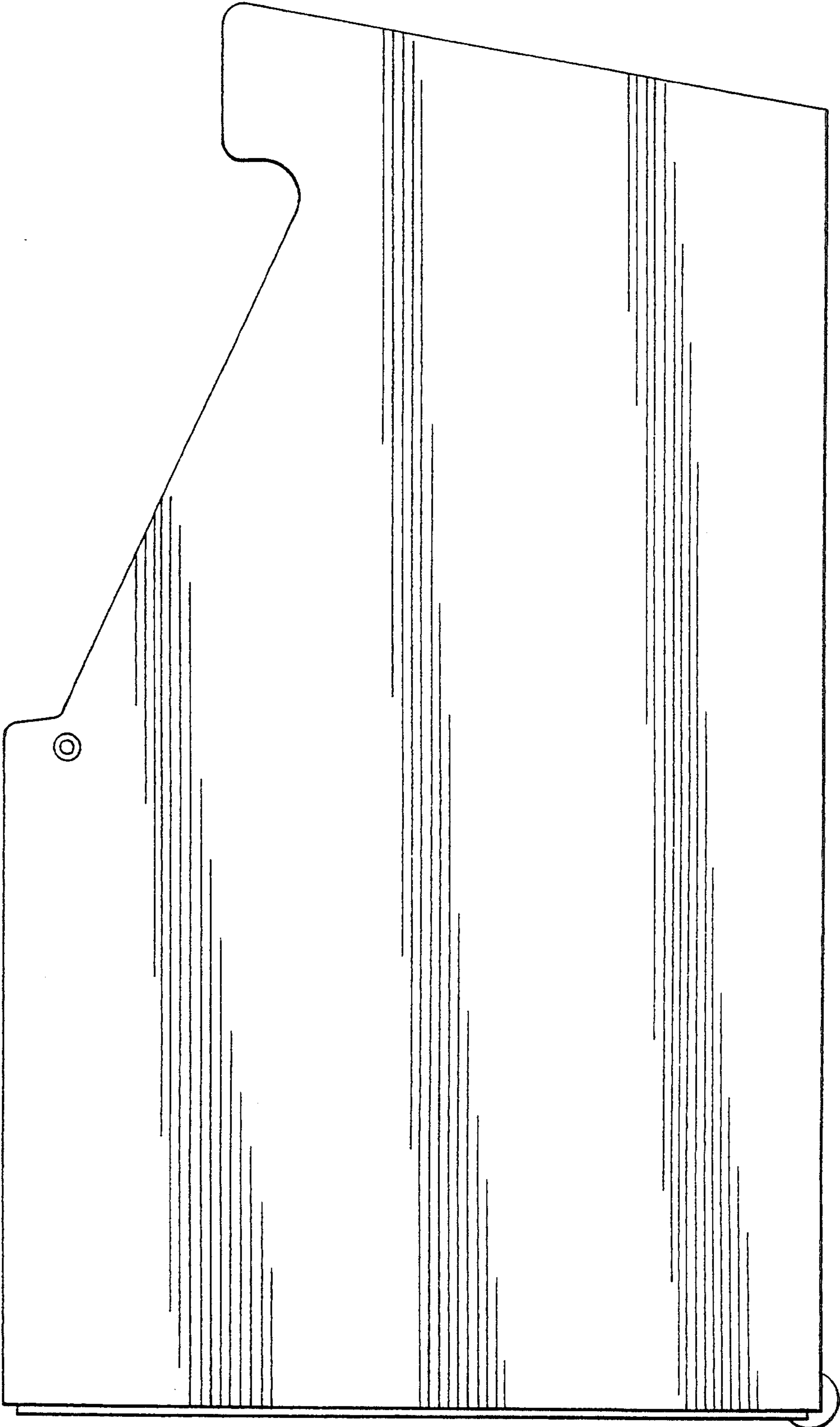


FIG. 3

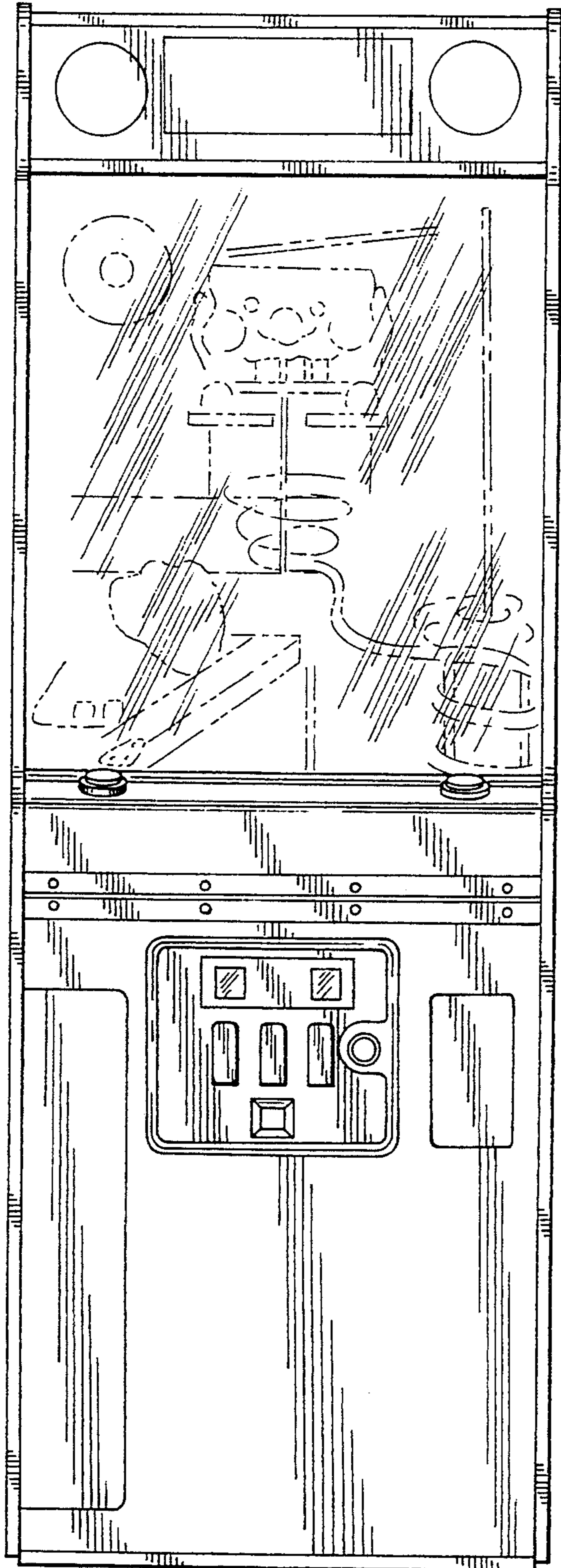


FIG. 4

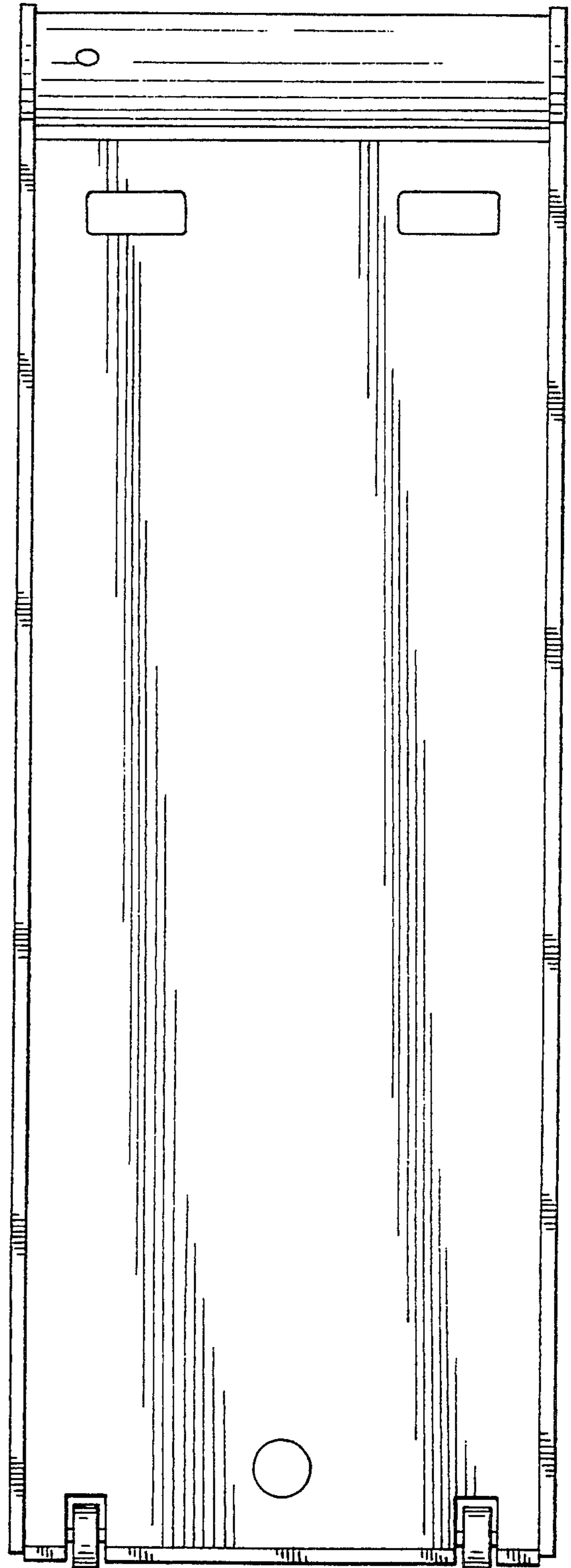


FIG. 5

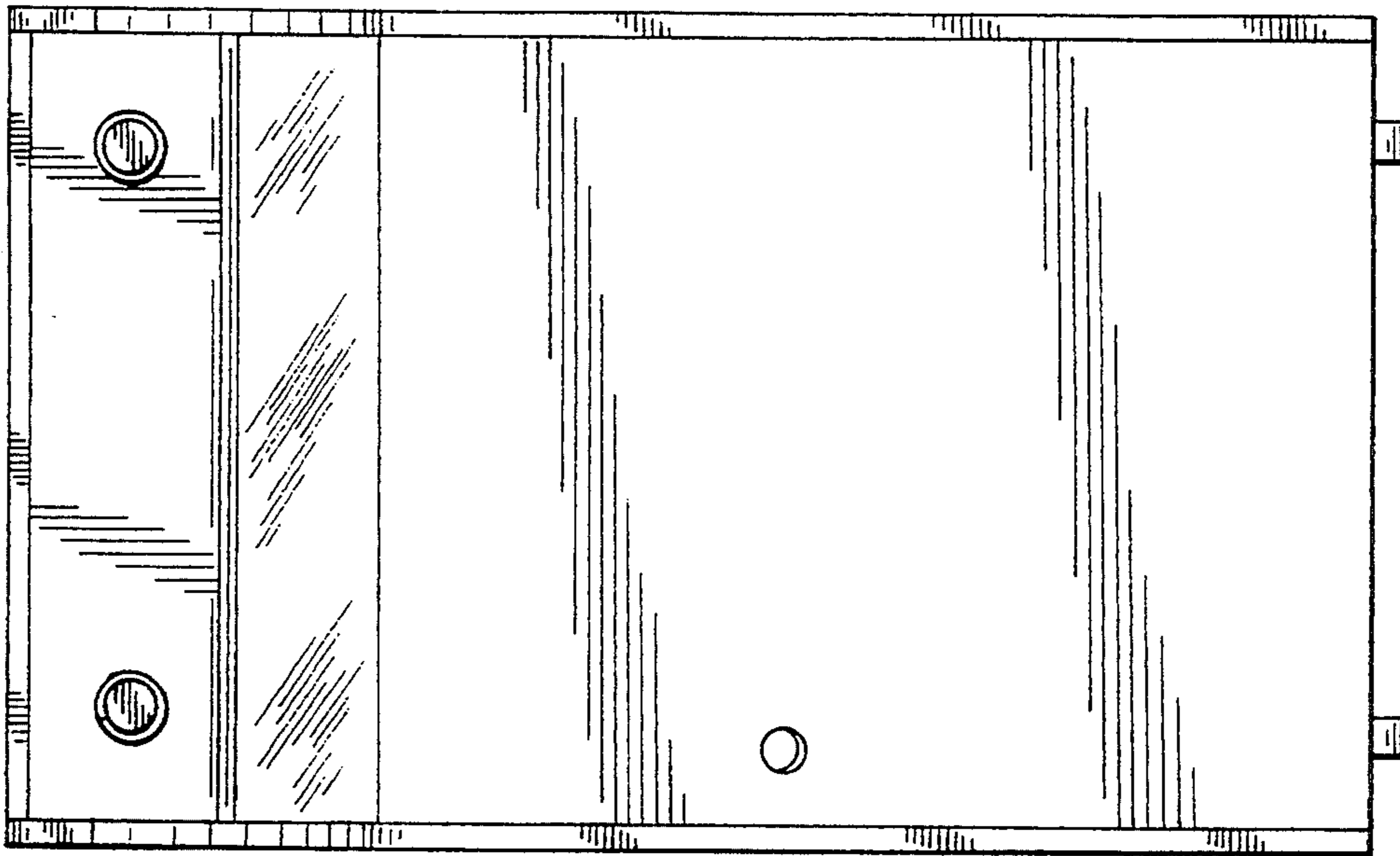


FIG. 6

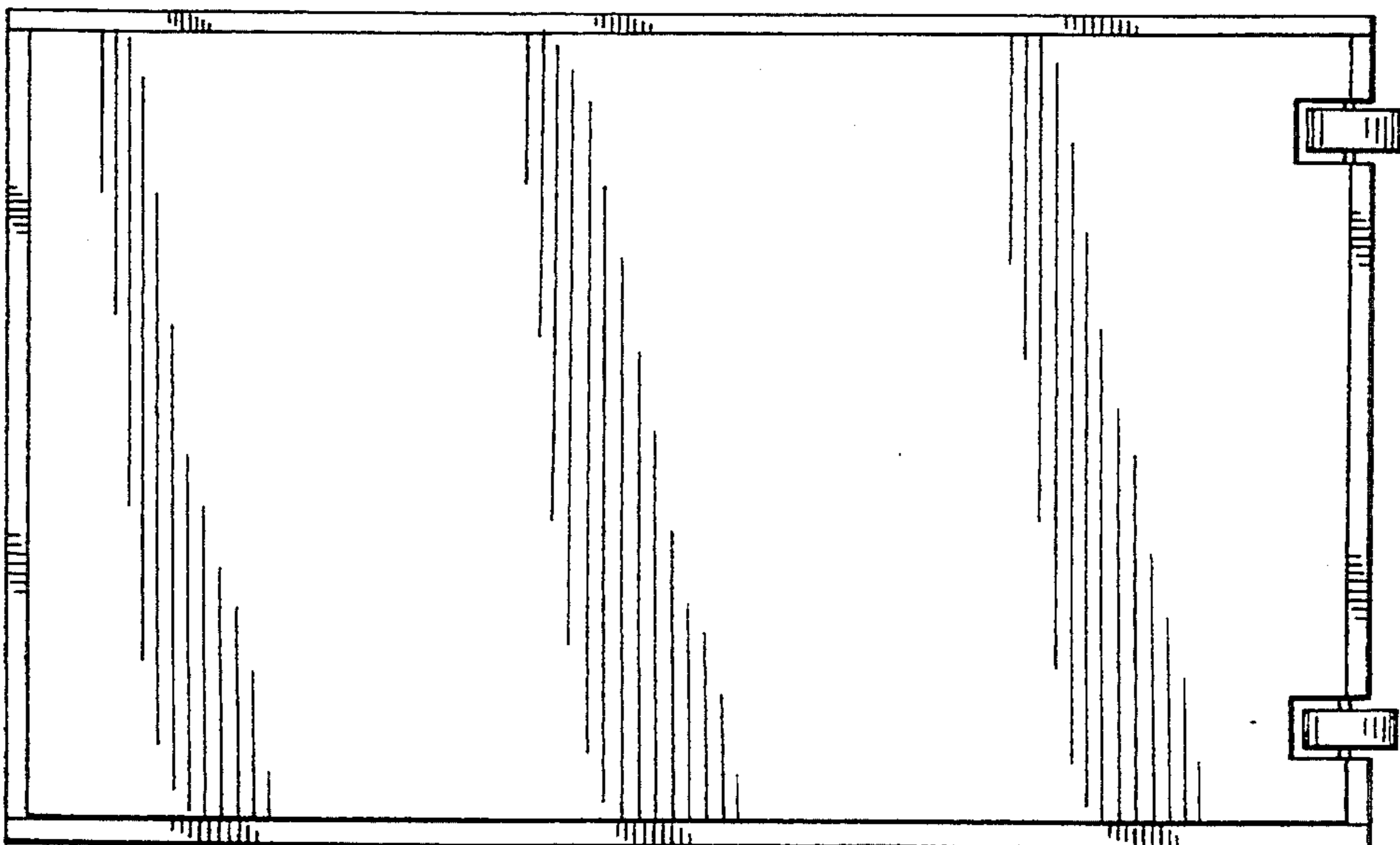


FIG. 7

