



US00D352736S

United States Patent [19]

Covington et al.

[11] Patent Number: **Des. 352,736**

[45] Date of Patent: **** Nov. 22, 1994**

[54] **WRITING INSTRUMENT**

[76] Inventors: **Jay C. Covington; Gary N. Matthews,**
both of 2726 Sheridan Rd.,
Evanston, Ill. 60201

[**] Term: **14 Years**

[21] Appl. No.: **8,598**

[22] Filed: **May 19, 1993**

[52] U.S. Cl. **D19/42; D19/48**

[58] Field of Search 401/99, 100, 103, 52,
401/195, 6, 7; D19/35, 26, 41-51, 54-58, 81-85;
D21/204, 205; D29/15

[56] **References Cited**

U.S. PATENT DOCUMENTS

- D. 172,025 4/1954 Hopstein D19/42 X
- D. 224,846 9/1972 Feuer D19/42
- D. 277,331 1/1985 Clement D29/15
- D. 279,114 6/1985 Adell D19/42

- D. 279,481 7/1985 Adell D19/42
- D. 331,777 12/1992 Sedlmeier et al. D19/46 X
- D. 338,038 8/1993 Oka et al. D19/55 X
- D. 342,277 12/1993 Yoshinaga et al. D19/42
- D. 342,545 12/1993 Kao D19/48
- D. 345,577 3/1994 Höhner D19/50 X
- 4,539,715 9/1985 Clement D29/15

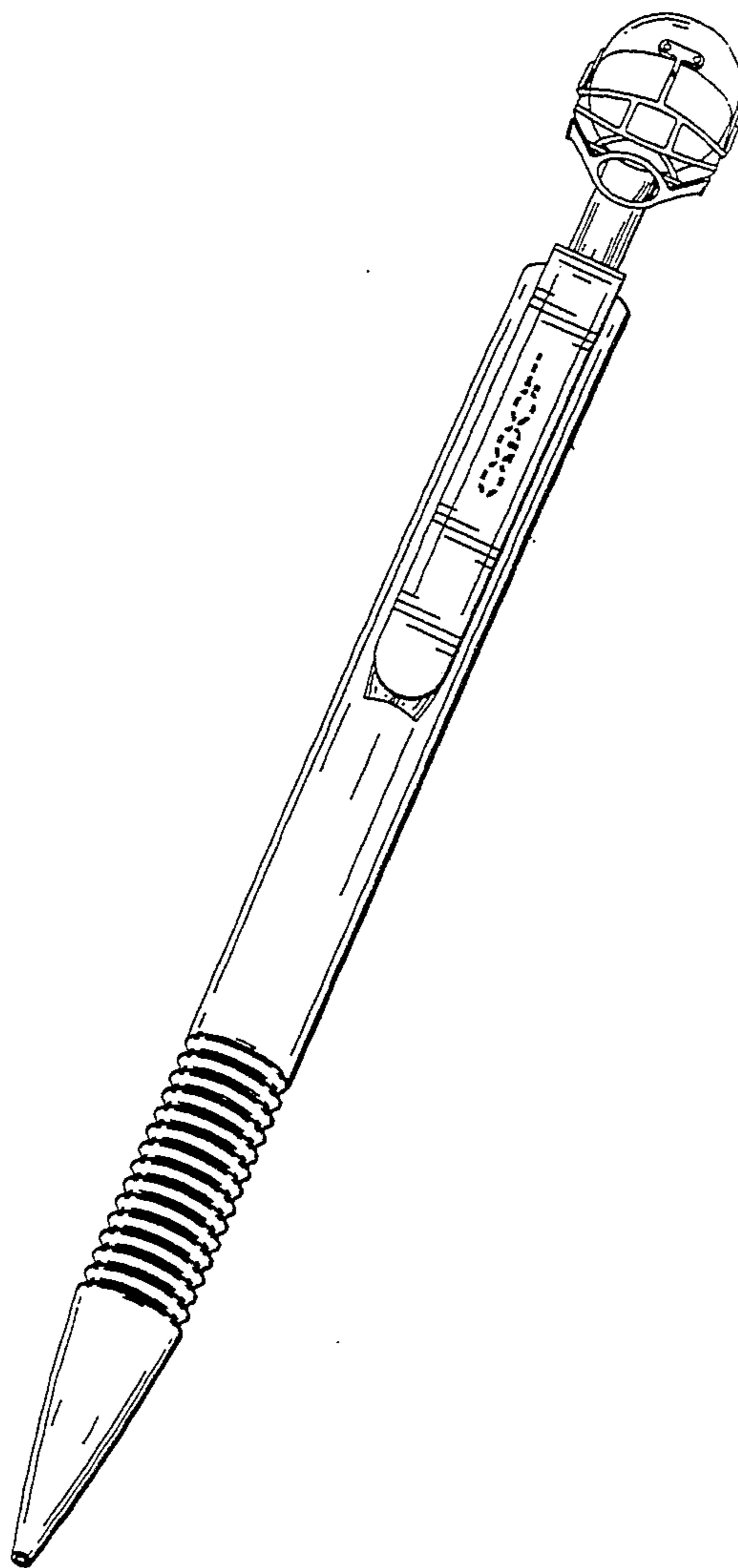
Primary Examiner—Martie Thompson
Attorney, Agent, or Firm—Donald M. Boles

[57] **CLAIM**

The ornamental design for a writing instrument, as shown and described.

DESCRIPTION

FIG. 1 is a front perspective view of a writing instrument showing our new design; FIG. 2 is a left side elevational view; FIG. 3 is a front elevational view; FIG. 4 is a right side elevational view; FIG. 5 is a top plan view; and, FIG. 6 is a bottom plan view thereof.



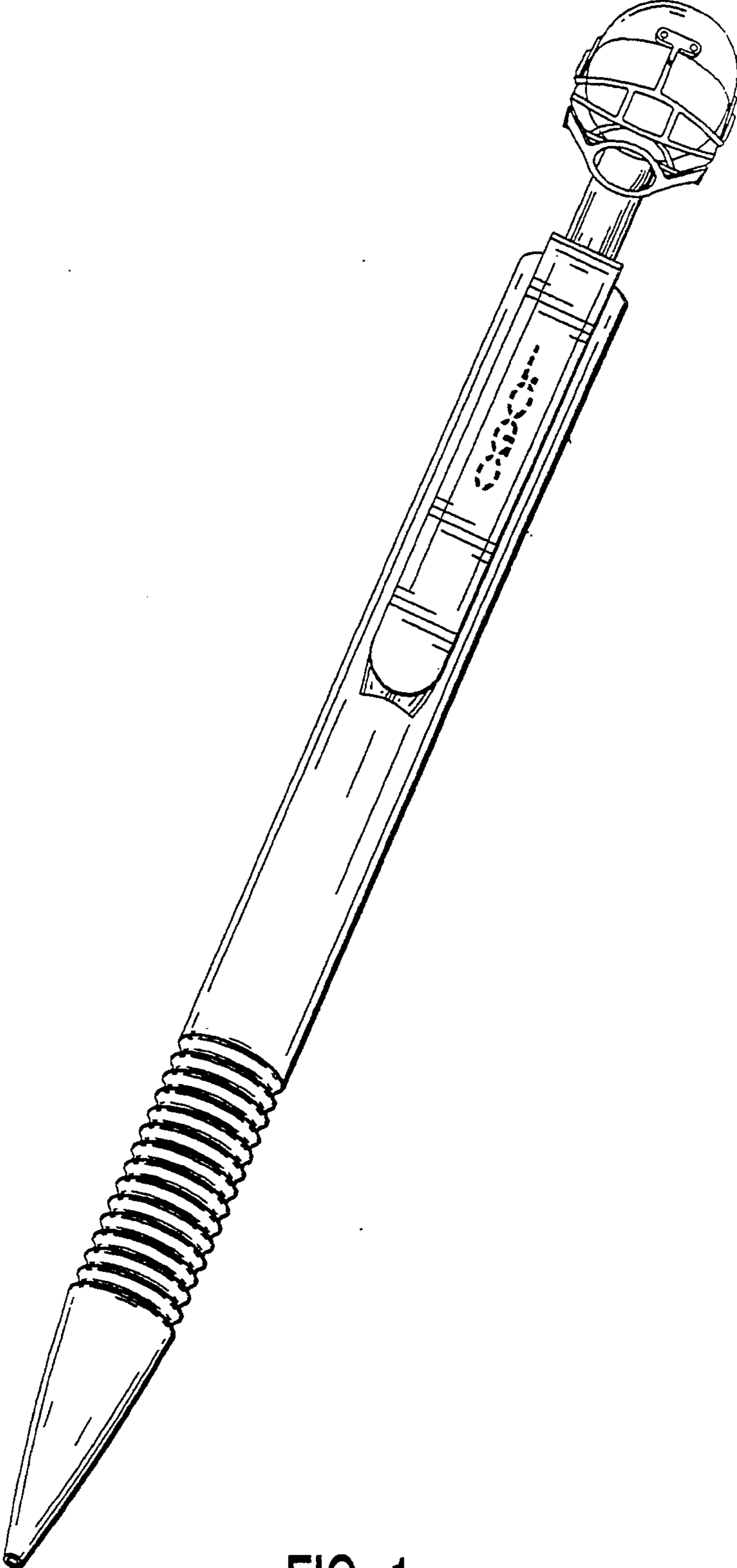


FIG. 1

FIG. 5


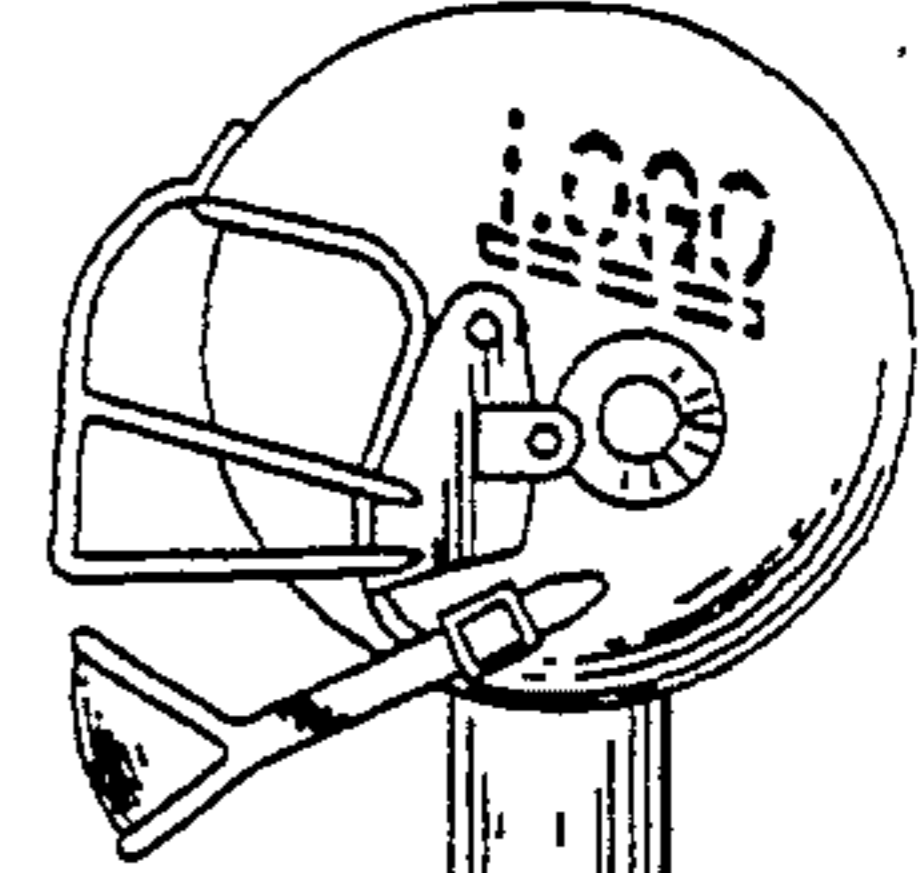
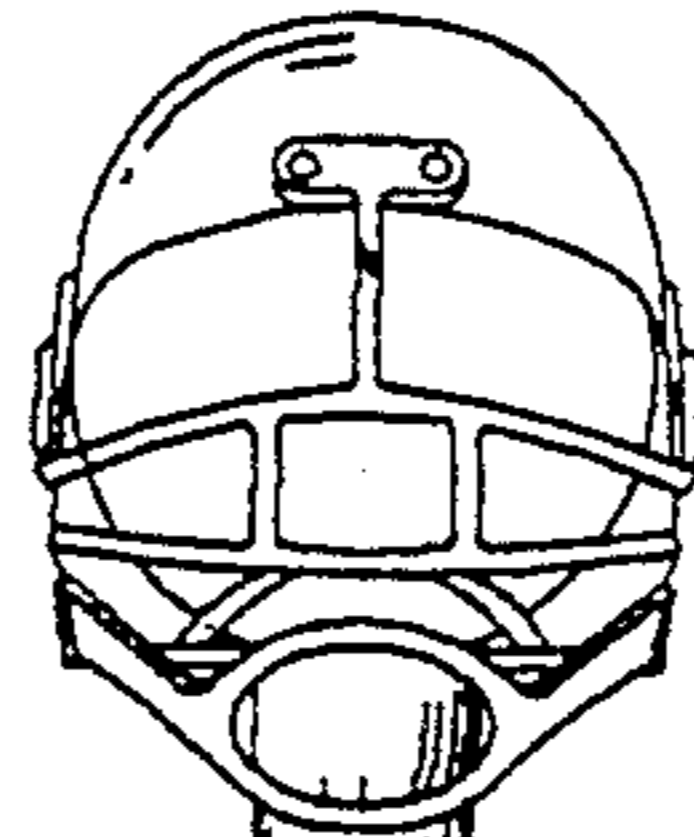

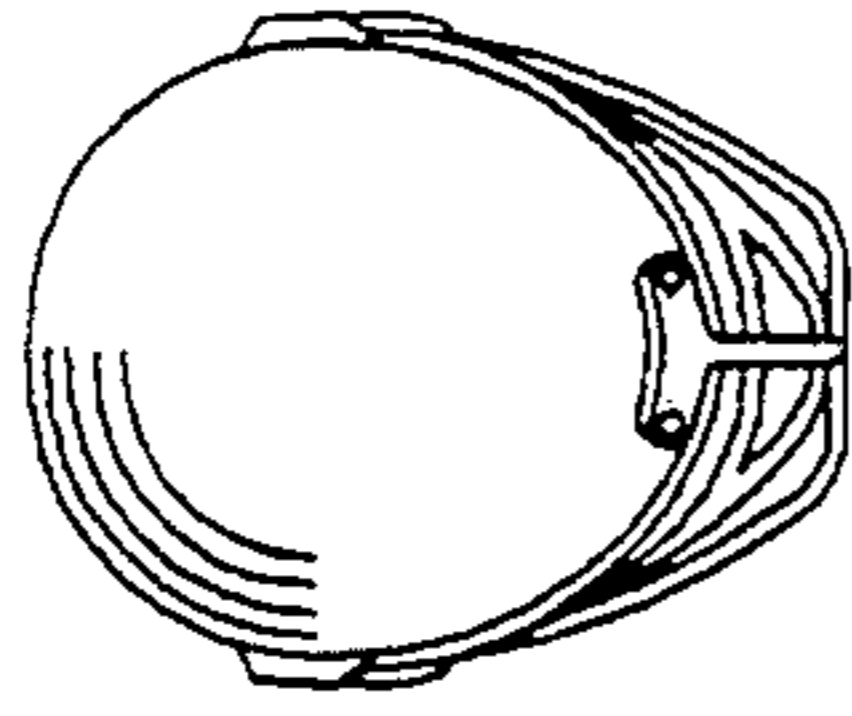


FIG. 2

FIG. 3

FIG. 4

FIG. 6

