



US00D352735S

United States Patent [19]

Covington et al.

[11] Patent Number: Des. 352,735

[45] Date of Patent: ** Nov. 22, 1994

[54] **WRITING INSTRUMENT**

[76] Inventors: **Jay C. Covington; Gary N. Matthews,**
both of 2726 Sheridan Rd.,
Evanston, Ill. 60610

[**] Term: **14 Years**

[21] Appl. No.: **5,454**

[22] Filed: **Mar. 5, 1993**

[52] U.S. Cl. **D19/42; D19/48**

[58] Field of Search 401/52, 99, 100, 103,
401/195; D19/35, 36, 41-51, 54-58, 81-85;
D21/204, 205

D. 338,038 8/1993 Oka et al. D19/55 X
D. 342,277 12/1993 Yoshinaga et al. D19/42
D. 342,545 12/1993 Kao D19/48
D. 345,777 3/1994 Hohner D19/50 X

OTHER PUBLICATIONS

Sportcraft Co., ©1978 see circled hockey puck, upper right.

Primary Examiner—Martie Thompson
Attorney, Agent, or Firm—Donald M. Boles

[57] **CLAIM**

The ornamental design for a writing instrument, as shown and described.

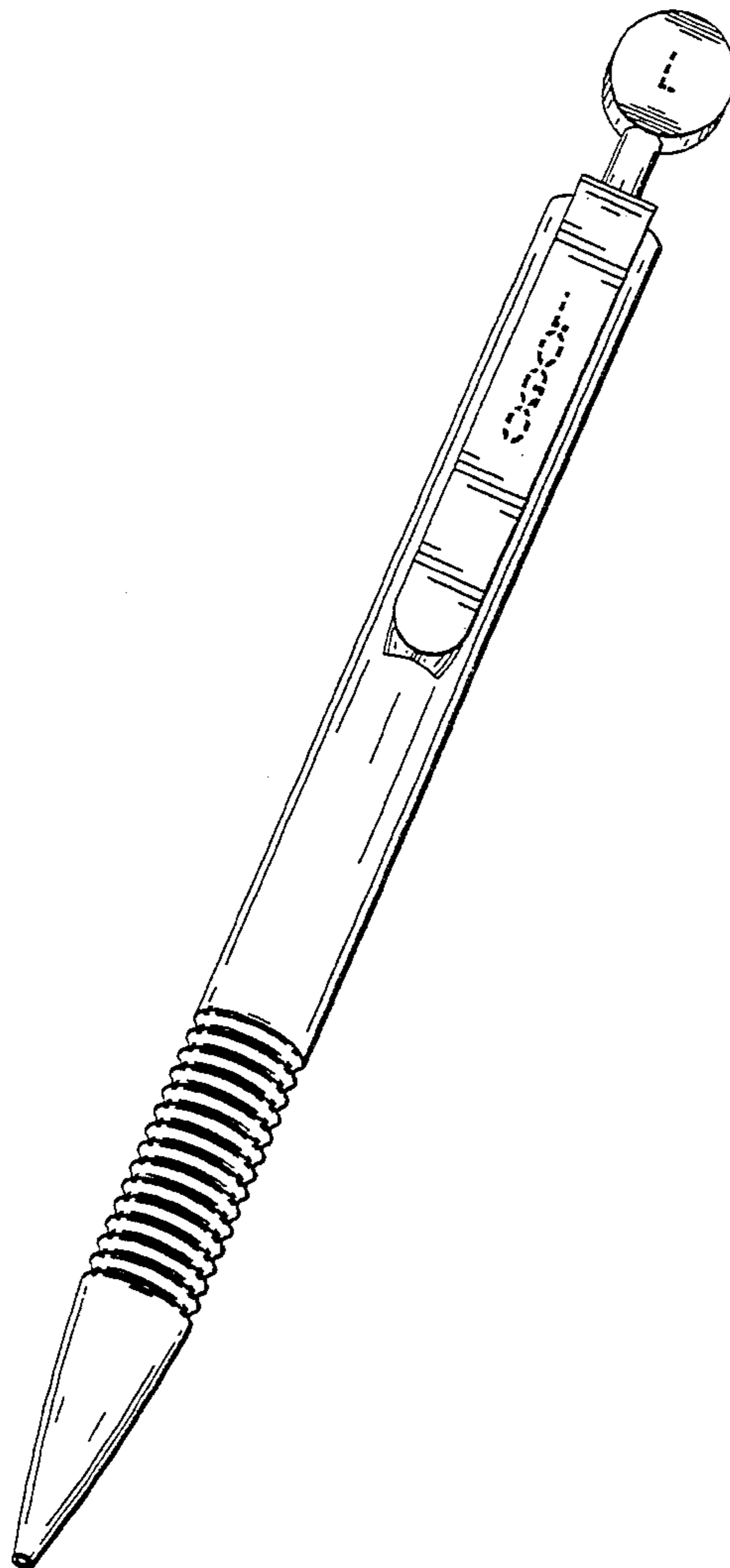
[56] **References Cited**

U.S. PATENT DOCUMENTS

D. 47,473 6/1915 Reitler D19/46 X
D. 198,498 8/1964 DiFulvio et al. D19/46 X
D. 279,114 6/1985 Adell D19/42
D. 279,481 7/1985 Aell D19/42
D. 319,668 8/1991 Summers D19/42
D. 331,777 12/1992 Sedlmeier et al. D19/46 X

DESCRIPTION

FIG. 1 is a front perspective view of a writing instrument showing our new design;
FIG. 2 is a left side elevational view;
FIG. 3 is a front elevational view;
FIG. 4 is a right side elevational view;
FIG. 5 is a top plan view; and,
FIG. 6 is a bottom plan view thereof.



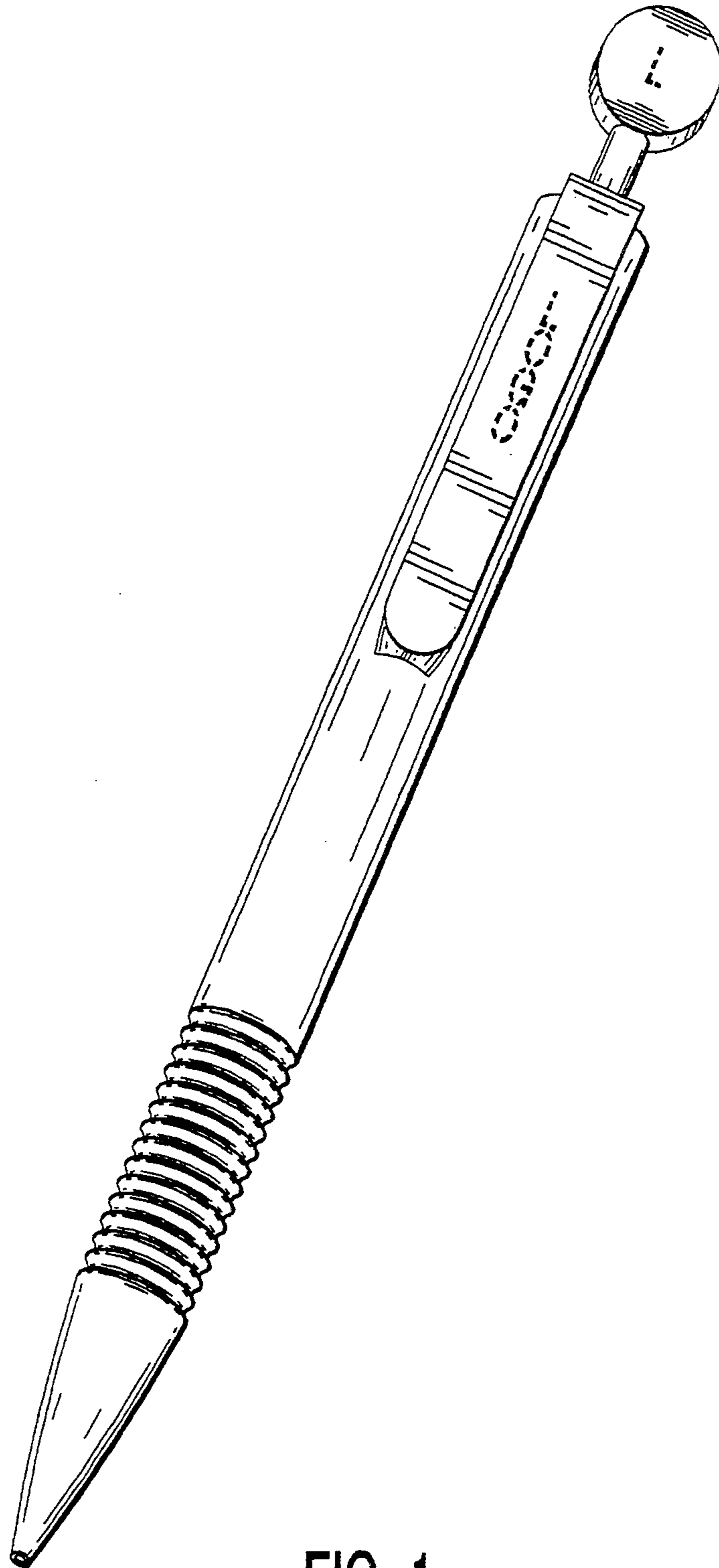


FIG. 1

FIG. 5


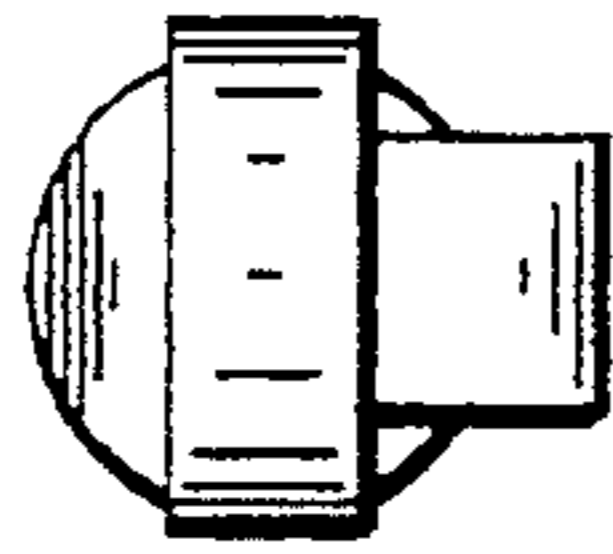


FIG. 2

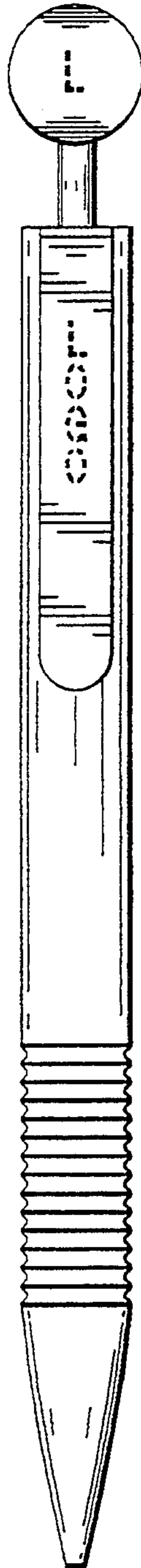


FIG. 3

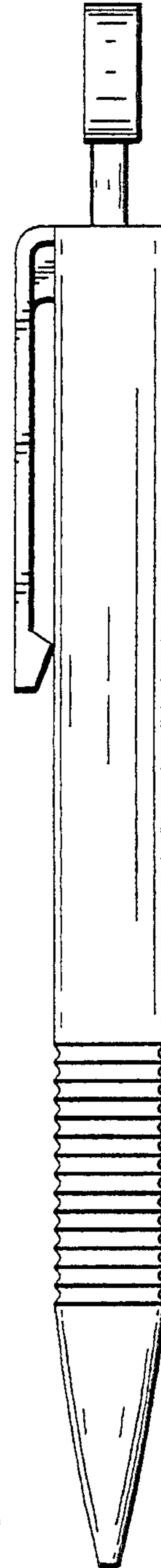


FIG. 4

FIG. 6

