



US00D352710S

United States Patent [19]

[11] Patent Number: **Des. 352,710**

Solomita et al.

[45] Date of Patent: **** Nov. 22, 1994**

[54] **CORDLESS TELEPHONE**

D. 322,437 12/1991 Myoga D14/151 X
D. 323,325 1/1992 Seki D14/147 X

[75] Inventors: **Anthony Solomita**, Norwalk; **Barry M. Haber**, Westport, both of Conn.; **Robert Taylor**, Clarksburg, N.J.

OTHER PUBLICATIONS

Motorola Advertisement.

[73] Assignee: **Conair Corporation**, Stamford, Conn.

Primary Examiner—Alan P. Douglas
Assistant Examiner—Jeffrey Asch
Attorney, Agent, or Firm—Haynes N. Johnson

[**] Term: **14 Years**

[21] Appl. No.: **12,928**

[57] **CLAIM**

[22] Filed: **Sep. 14, 1993**

The ornamental design for a cordless telephone, as shown and described.

[52] U.S. Cl. **D14/148**

[58] Field of Search 379/58-61,
379/440, 419, 420, 428, 433-436; D14/137, 138,
140, 142, 147, 148, 149-151, 240, 241, 248

DESCRIPTION

[56] **References Cited**

FIG. 1 is a perspective view of a cordless telephone showing our new design;
FIG. 2 is a bottom plan view thereof;
FIG. 3 is a top plan view thereof;
FIG. 4 is a front elevation thereof;
FIG. 5 is a rear elevation thereof;
FIG. 6 is a right side elevation thereof; and,
FIG. 7 is a left side elevation thereof.

U.S. PATENT DOCUMENTS

D. 298,033 10/1988 Hotsumi et al. D14/147
D. 305,118 12/1989 Pfeifer et al. D14/147 X
D. 306,291 2/1990 Watanabe et al. D14/148 X
D. 313,800 1/1991 Appleby D14/151




FIG. 1




FIG. 2

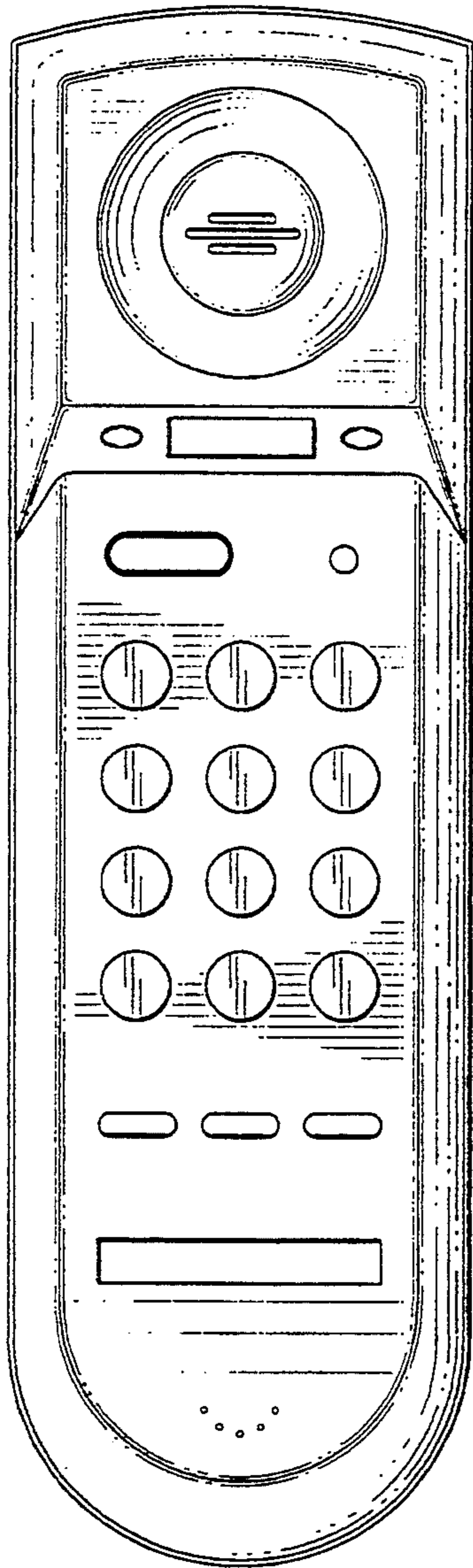


FIG. 3

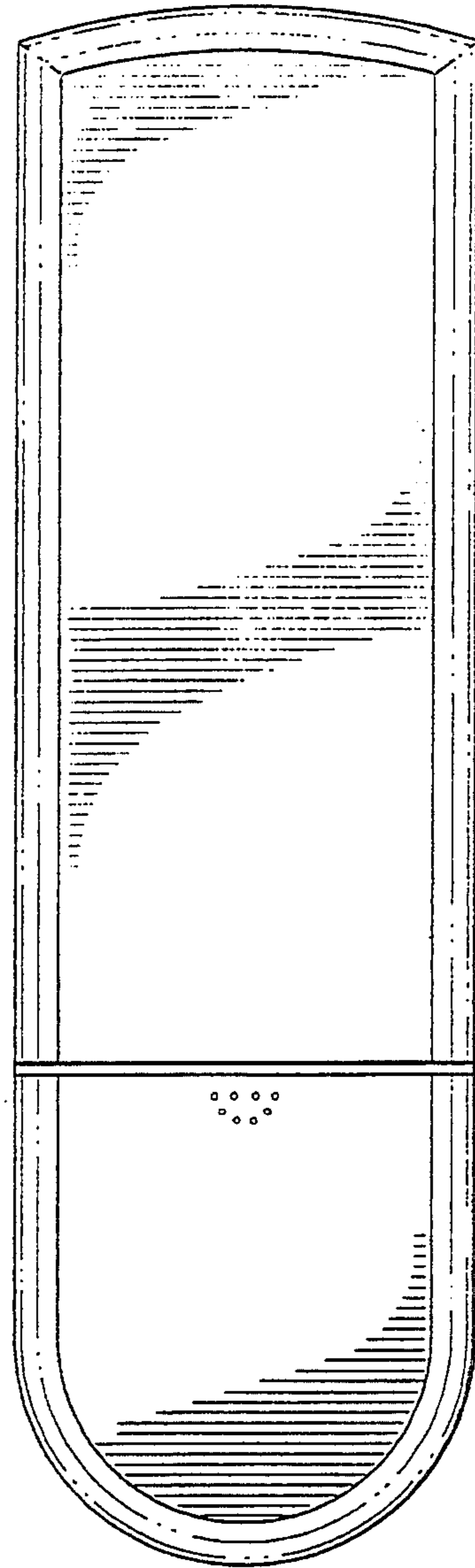


FIG. 4

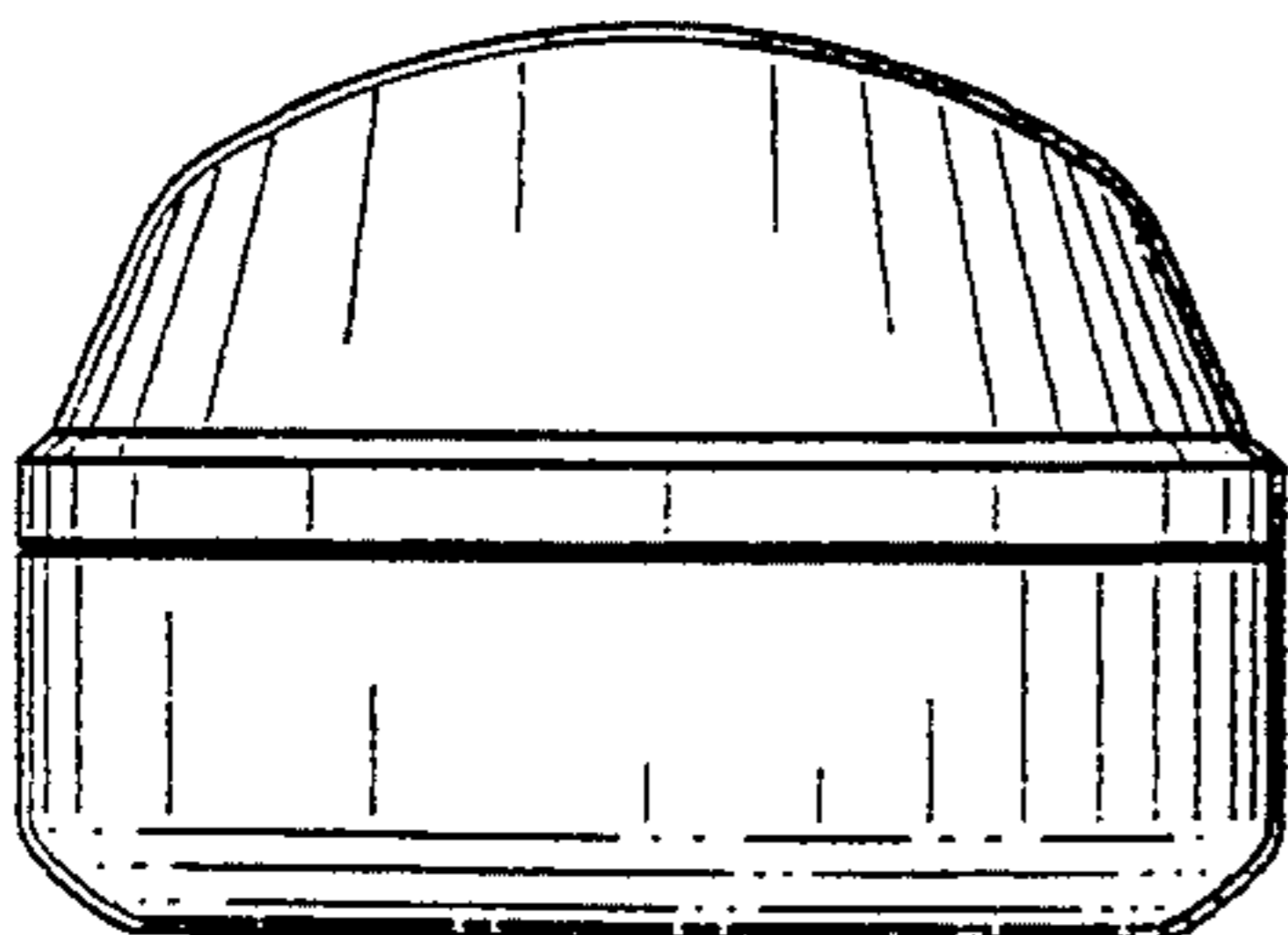


FIG. 5




FIG. 6

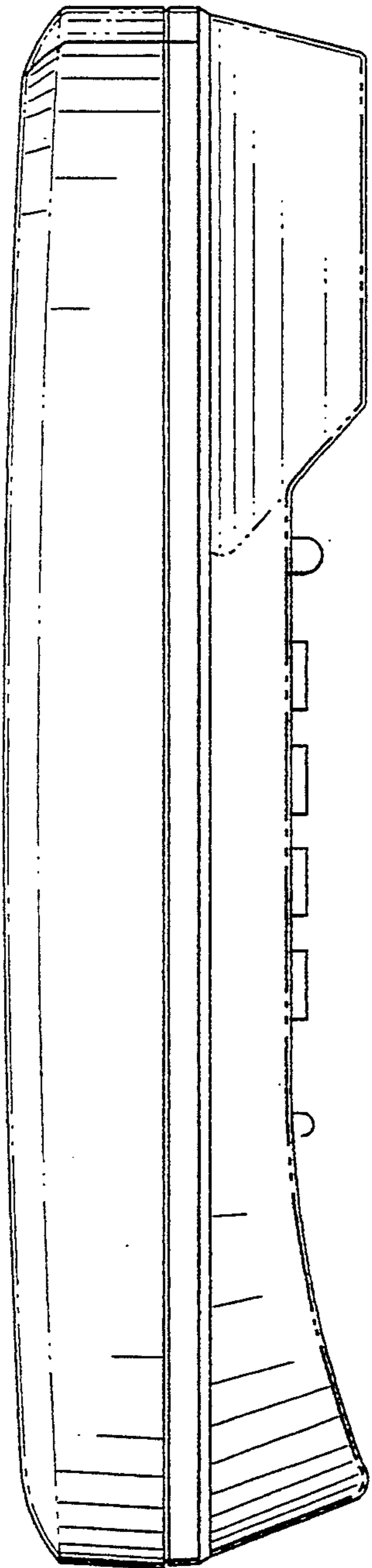


FIG. 7

