



US00D352708S

United States Patent [19]

Rossi

[11] Patent Number: **Des. 352,708**

[45] Date of Patent: **** Nov. 22, 1994**

[54] **HAND TELEPHONE**

[75] Inventor: **Markku Rossi, Muurla, Finland**

[73] Assignee: **Nokia Mobile Phones Ltd., Salo, Finland**

[**] Term: **14 Years**

[21] Appl. No.: **648,787**

[22] Filed: **Jan. 31, 1991**

[30] **Foreign Application Priority Data**

Aug. 2, 1990 [FI] Finland 625/90

[52] U.S. Cl. **D14/138**

[58] Field of Search 379/433, 51, 58, 355;
D14/147, 138, 143, 137

[56] **References Cited**

U.S. PATENT DOCUMENTS

- D. 282,364 1/1986 Takahashi et al. D14/147 X
- D. 287,487 12/1986 Sasaki et al. D14/138
- D. 289,896 5/1987 Martensson et al. D14/138
- D. 311,536 10/1990 Reeves et al. D14/137
- D. 319,053 8/1991 Atkins D14/138
- D. 319,233 8/1991 Konno et al. D14/147
- D. 319,234 8/1991 Konno D14/143 X
- 4,897,873 1/1990 Beutler et al. 379/433

FOREIGN PATENT DOCUMENTS

- 0391020 10/1990 European Pat. Off. 379/58
- 2933477 8/1979 Germany 379/355
- 0074429 4/1986 Japan 379/51

Primary Examiner—Susan J. Lucas
Attorney, Agent, or Firm—Klauber & Jackson

[57] **CLAIM**

The ornamental design for a hand telephone, as shown and described.

DESCRIPTION

FIG. 1 is a perspective view showing the front, bottom and right side view of the hand telephone of my new design the bottom speaker extension being in the open, operational position;

FIG. 2 is a left side elevational view thereof the bottom speaker extension being in the closed position;

FIG. 3 is a right side elevational view thereof;

FIG. 4 is a top plan view thereof;

FIG. 5 is a bottom plan view thereof;

FIG. 6 is a front elevational view thereof;

FIG. 7 is a rear elevational view thereof; and,

FIG. 8 is a perspective view showing the back, top and left side view thereof the bottom speaker extension being in the open, operational position.

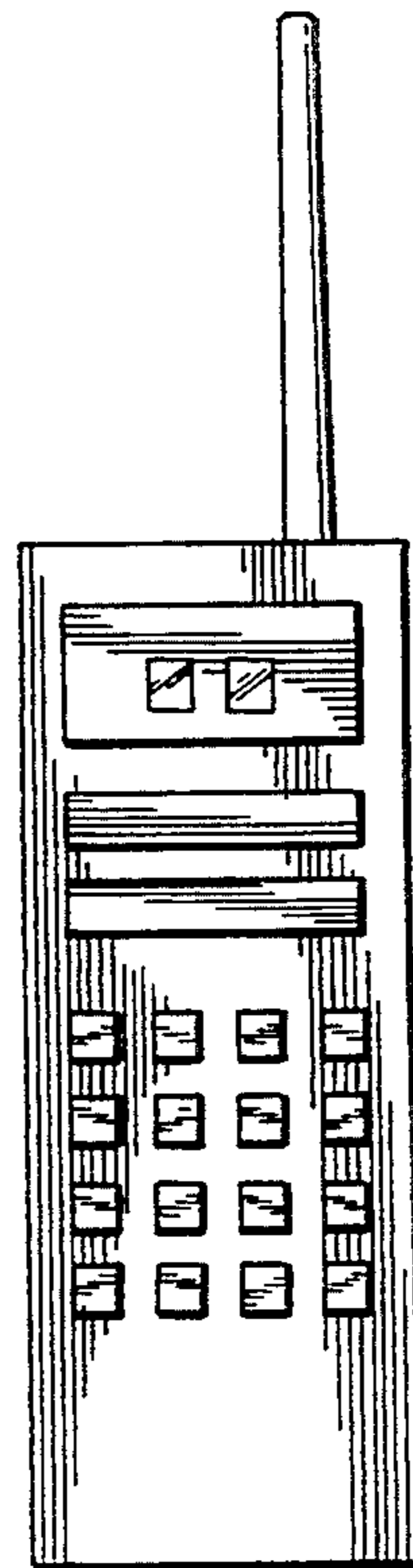



FIG. 1




FIG. 8

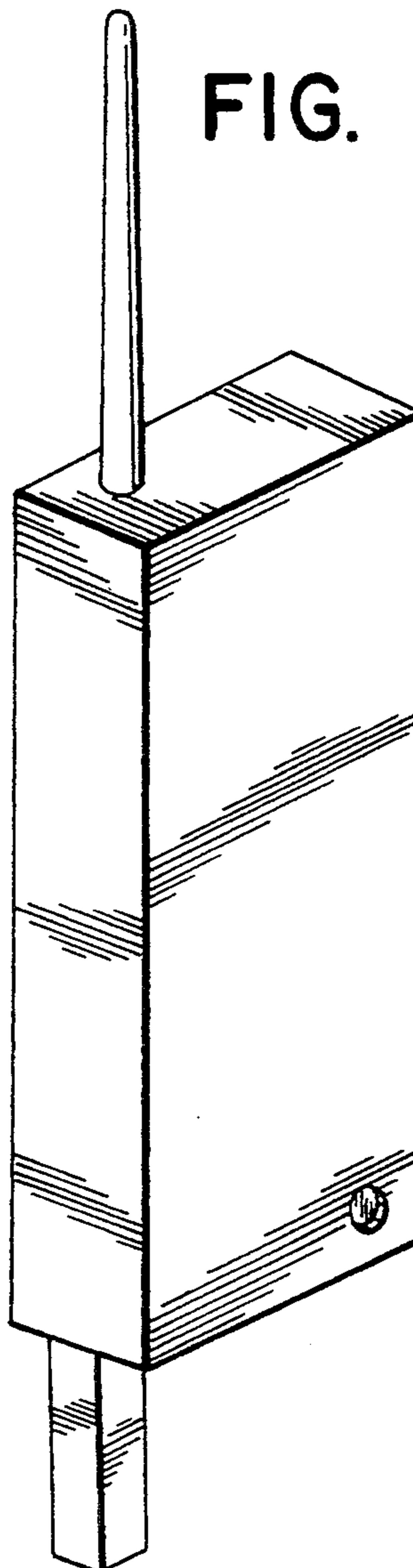


FIG. 5

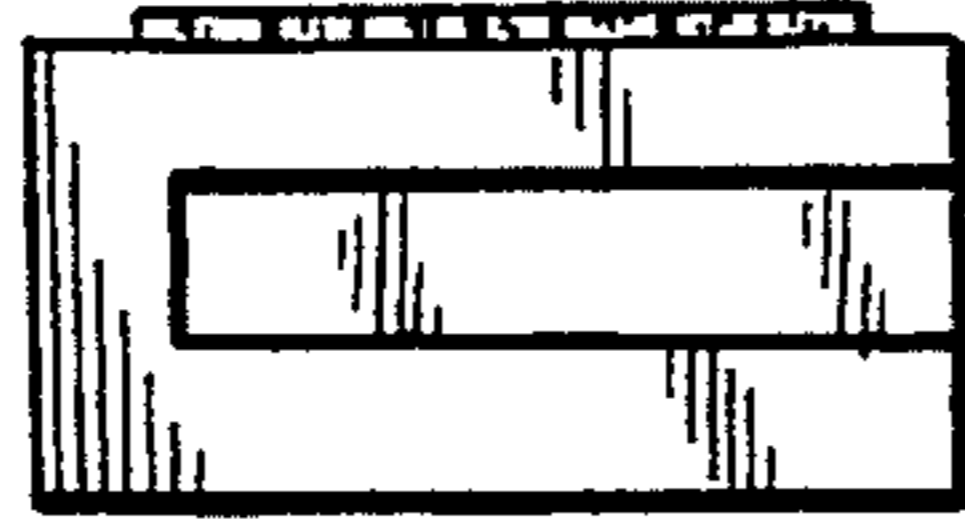


FIG. 2




FIG. 6

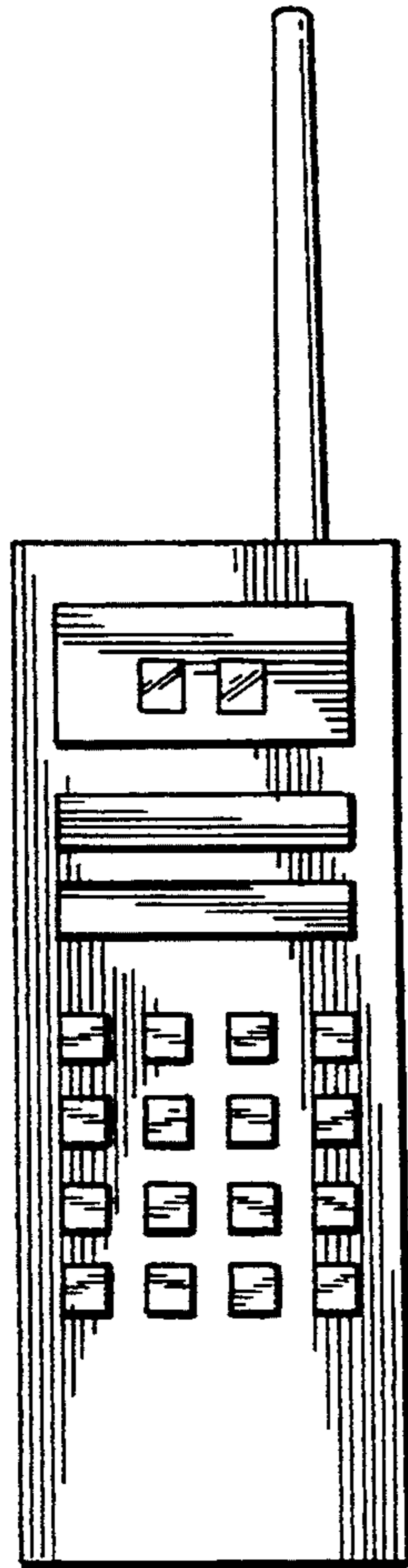


FIG. 3



FIG. 7




FIG. 4

