



US00D352686S

# United States Patent [19]

[11] Patent Number: **Des. 352,686**

Truman

[45] Date of Patent: **\*\* Nov. 22, 1994**

## [54] REPLACEMENT VEHICLE WINDOW WITH VENT

[76] Inventor: **James Truman**, 514 W. 5th St., Mishawaka, Ind. 46544

[\*\*] Term: **14 Years**

[21] Appl. No.: **7,543**

[22] Filed: **Apr. 26, 1993**

[52] U.S. Cl. .... **D12/183**

[58] Field of Search ..... 49/440, 402, 374; 296/37.6, 201, 96.19, 96.21; D12/183

## [56] References Cited

### U.S. PATENT DOCUMENTS

D. 337,297	7/1993	Johnson	.....	D12/183
3,703,053	11/1972	DeRees et al.	.....	49/440
4,014,069	3/1977	Walker	.....	D12/183
4,124,054	11/1978	Spetnjak	.....	D12/183
4,417,419	11/1983	Rossie	.....	49/440
4,635,398	1/1987	Nakamura	.....	49/440
4,819,380	4/1989	Trebbi	.....	49/440
4,970,828	11/1990	Mesnel	.....	49/440

## OTHER PUBLICATIONS

J. C. Whitney & Co. Catalog No. 540j, ©1992, pp. 95 & 96 The Puss Thru Sliding Rear Window & Sliding Rear Window with Full Frame (copies found in Examiner Gandy's Office).

*Primary Examiner*—Wallace R. Burke

*Assistant Examiner*—M. Brown

*Attorney, Agent, or Firm*—Terry M. Gernstein

## [57] CLAIM

The ornamental design for a replacement vehicle window with vent, as shown.

## DESCRIPTION

FIG. 1 is a front, top and side perspective view of the replacement vehicle window with vent showing my new design;

FIG. 2 is a front elevational view thereof;

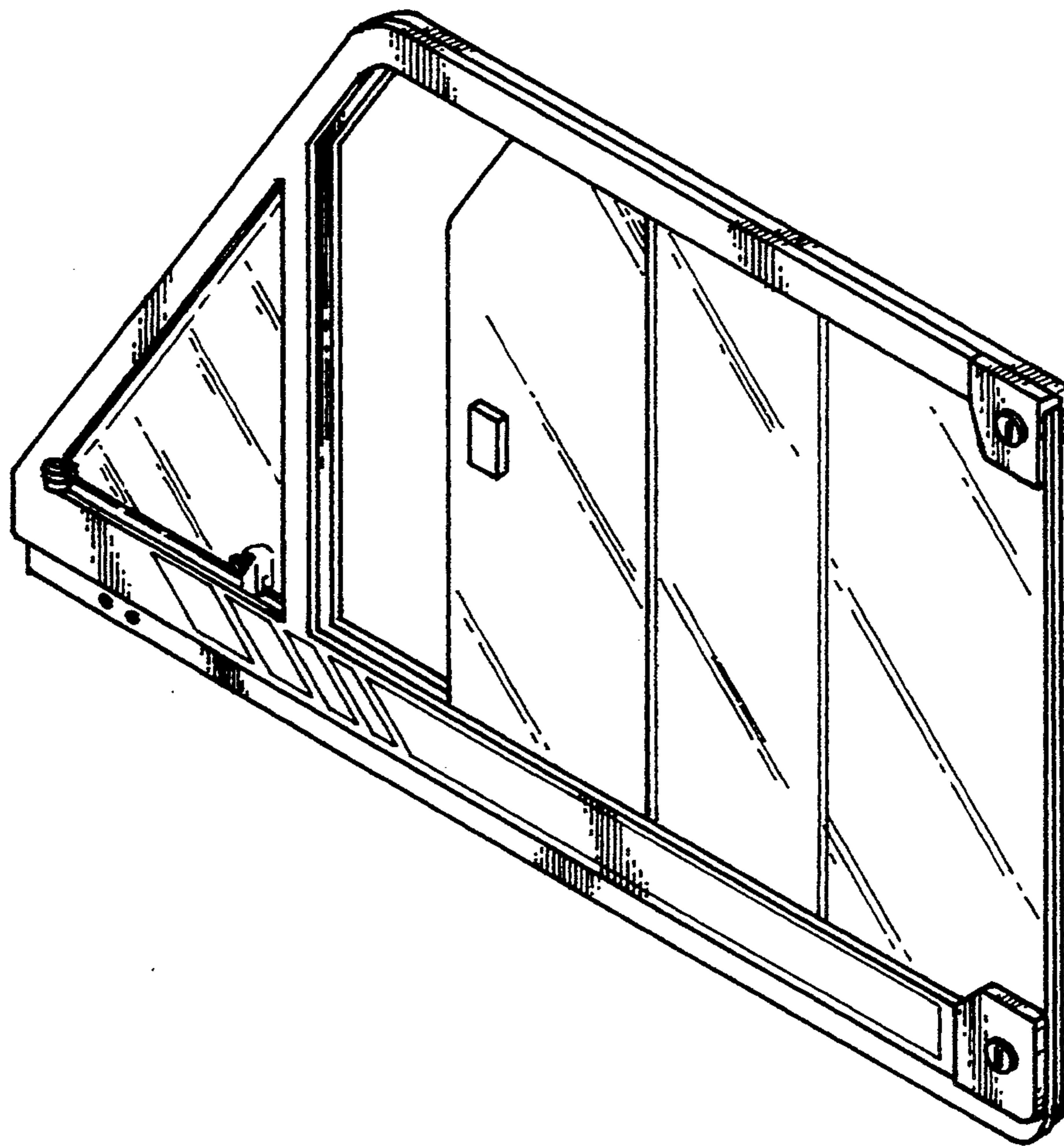
FIG. 3 is a rear elevational view thereof;

FIG. 4 is an end elevational view thereof;

FIG. 5 is an opposite end elevational view thereof;

FIG. 6 is a top plan view thereof; and,

FIG. 7 is a bottom plan view thereof.



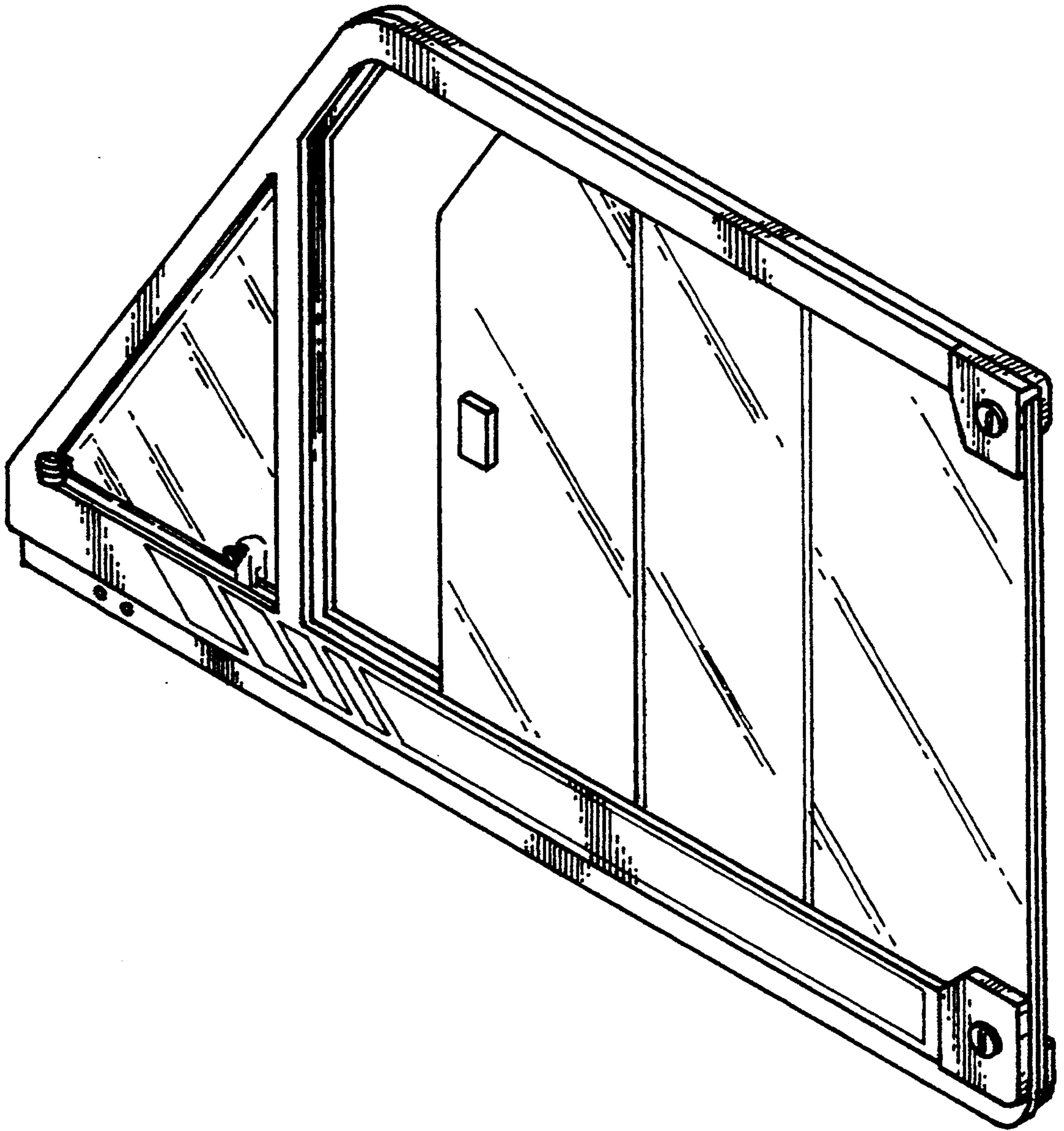


FIG.1

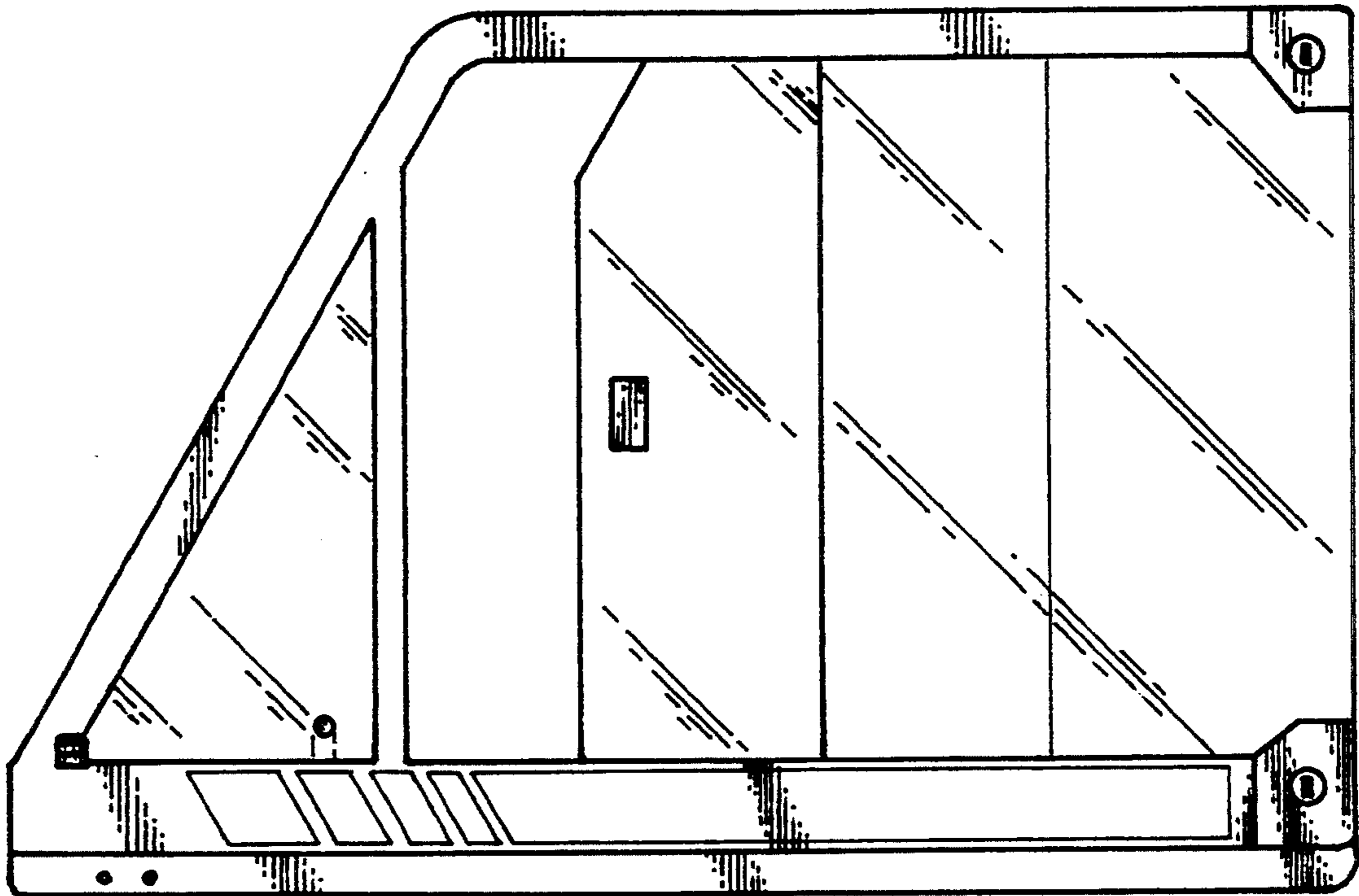


FIG. 2

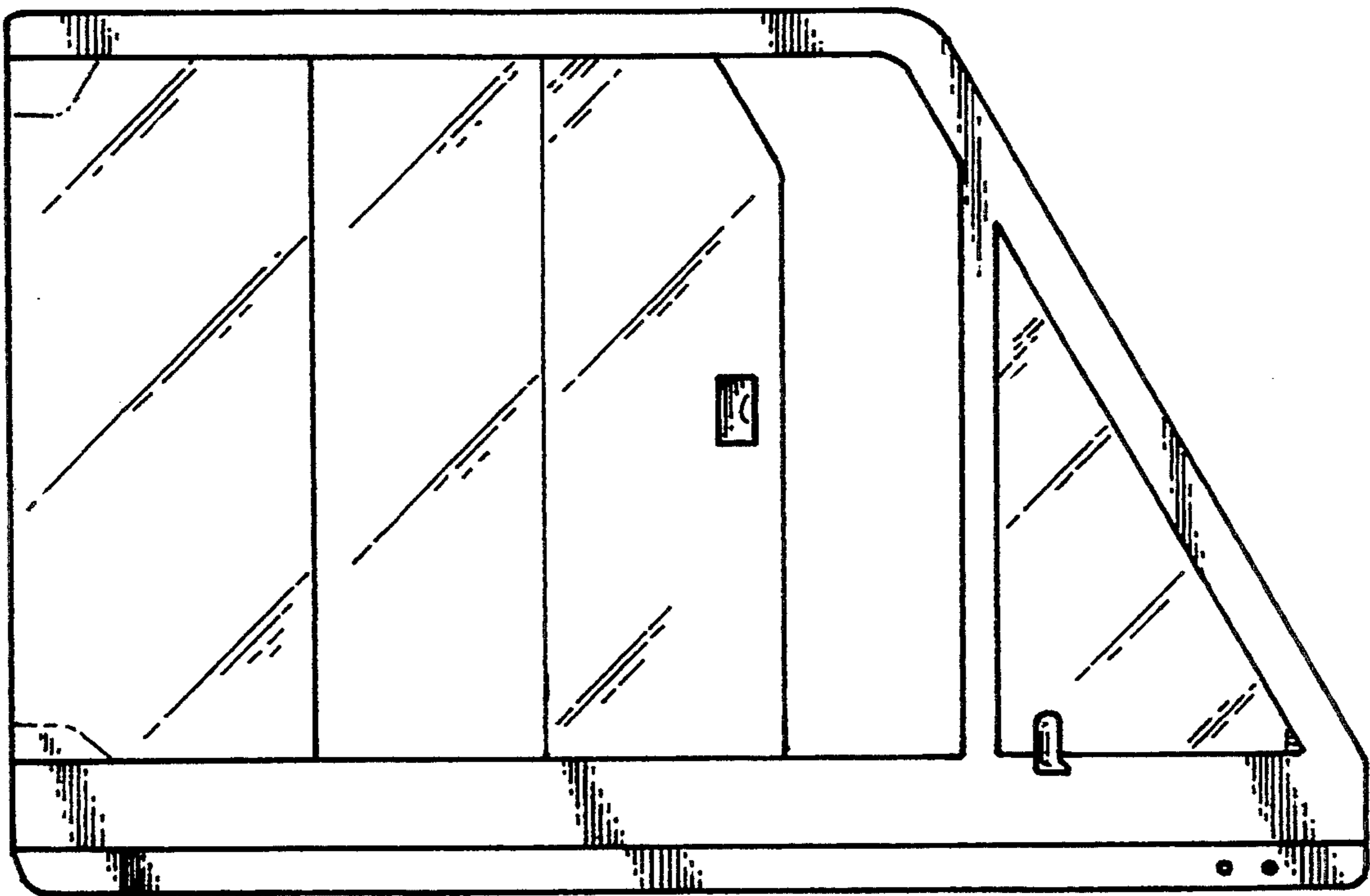


FIG. 3



FIG. 4



FIG. 5



FIG. 6



FIG. 7