



US00D352681S

# United States Patent [19]

[11] Patent Number: **Des. 352,681**

**Fildan**

[45] Date of Patent: **\*\* Nov. 22, 1994**

[54] **FRONT LINK FOR A BRASSIERE**  
[76] Inventor: **Gerhard Fildan**, Wohnpark Alte Erlaa, Anton Baumgartner Str. 44, C 4 17 01, A-1232 Vienna, Austria

2,140,164 12/1938 Moffatt ..... 24/200  
2,595,139 4/1952 Hart ..... 24/200  
3,121,270 2/1964 Van Den Brock et al. .... D11/218

[\*\*] Term: **14 Years**

*Primary Examiner*—Ralf T. Seifert  
*Attorney, Agent, or Firm*—Herbert Dubno; Ronald Lianides

[21] Appl. No.: **8,853**

[57] **CLAIM**

[22] Filed: **May 27, 1993**

The ornamental design for a front link for a brassiere, as shown and described.

[52] U.S. Cl. .... **D11/218; D11/200**

[58] Field of Search ..... 24/163 R, 165, 168, 24/200, 326, 458, 459, 460, 466, 590; D8/323; D2/705, 709, 710; D11/200, 201, 208-210, 212, 216, 218, 34; D32/61

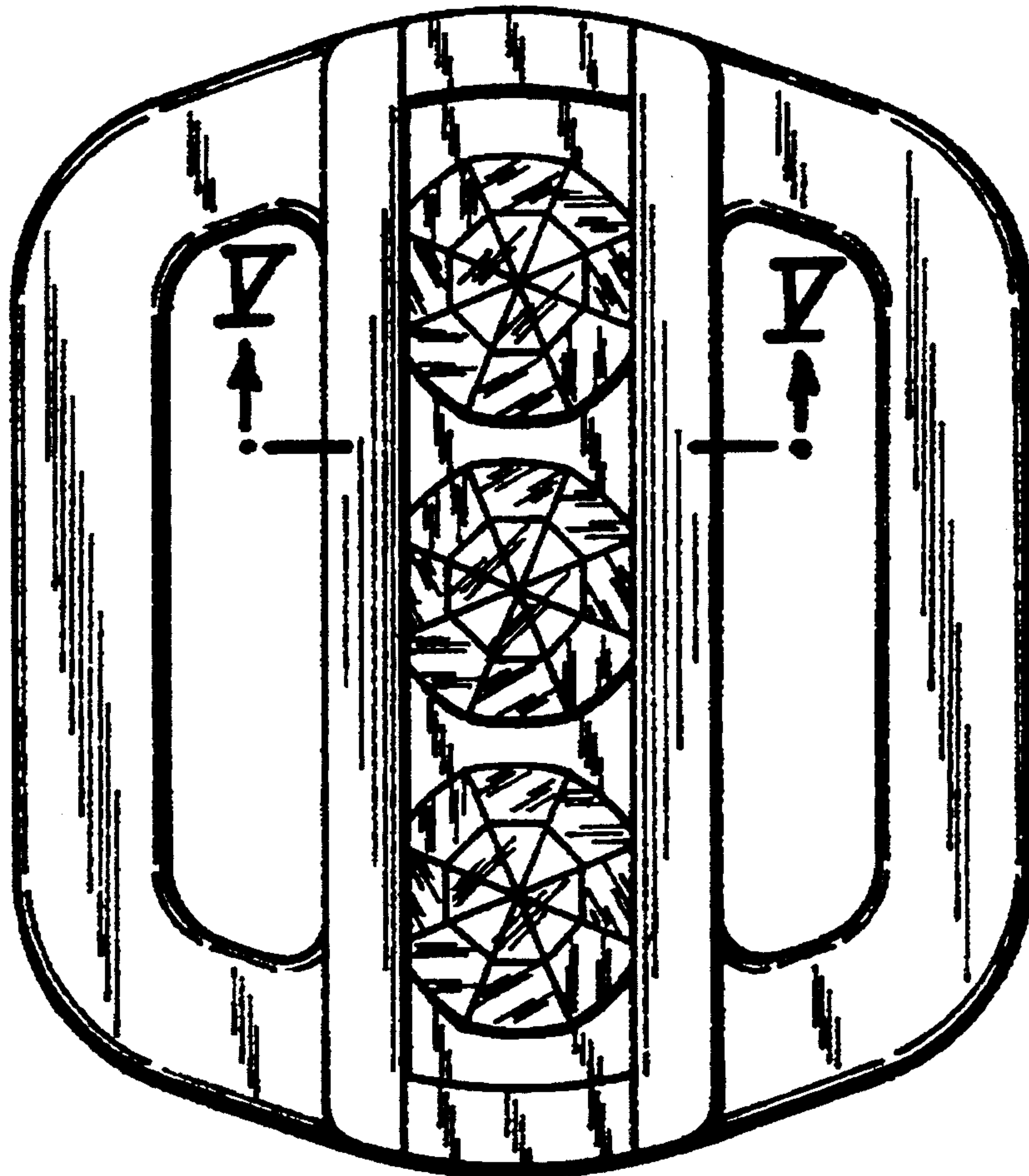
**DESCRIPTION**

[56] **References Cited**

**U.S. PATENT DOCUMENTS**

D. 70,075 5/1926 Hogue ..... D11/34  
D. 156,661 12/1949 Reiter ..... D11/218  
D. 217,895 6/1970 Burleson ..... D11/218  
2,002,947 5/1935 Jacobs ..... 24/163 R

FIG. 1 is a front elevational view of a front link for a brassiere showing my new design;  
FIG. 2 is a rear elevational view thereof;  
FIG. 3 is a top plan view thereof, the bottom being a mirror image;  
FIG. 4 is a right side elevational view thereof, the left side being a mirror image; and,  
FIG. 5 is a sectional view taken along line V—V of FIG. 1.



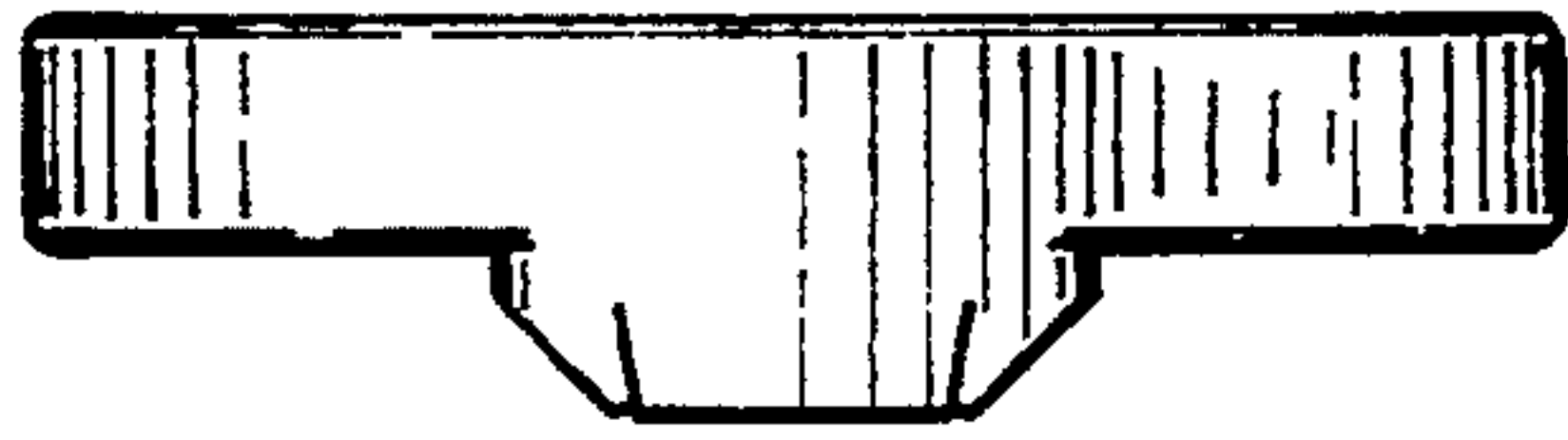


FIG. 3

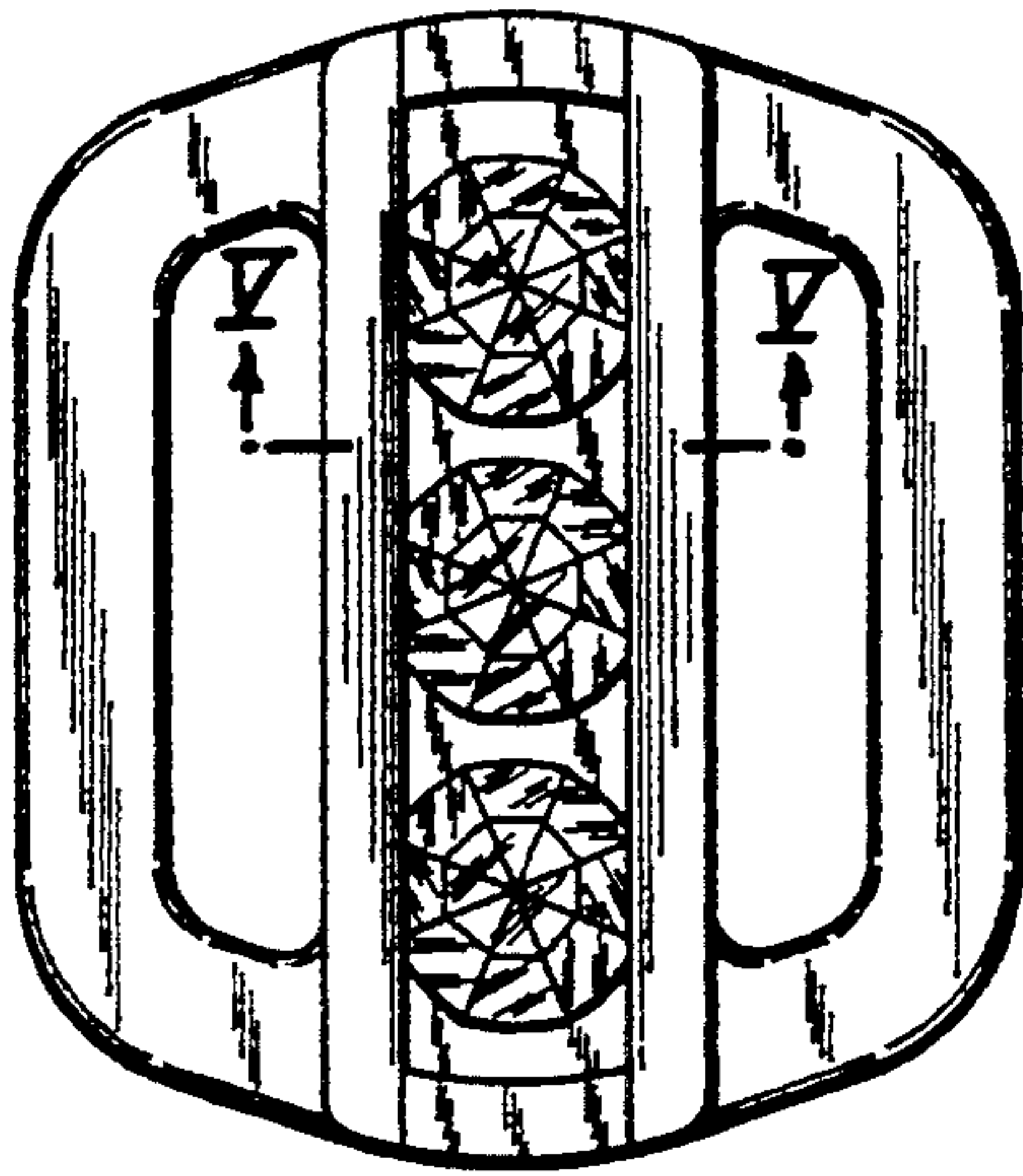


FIG. 1



FIG. 4

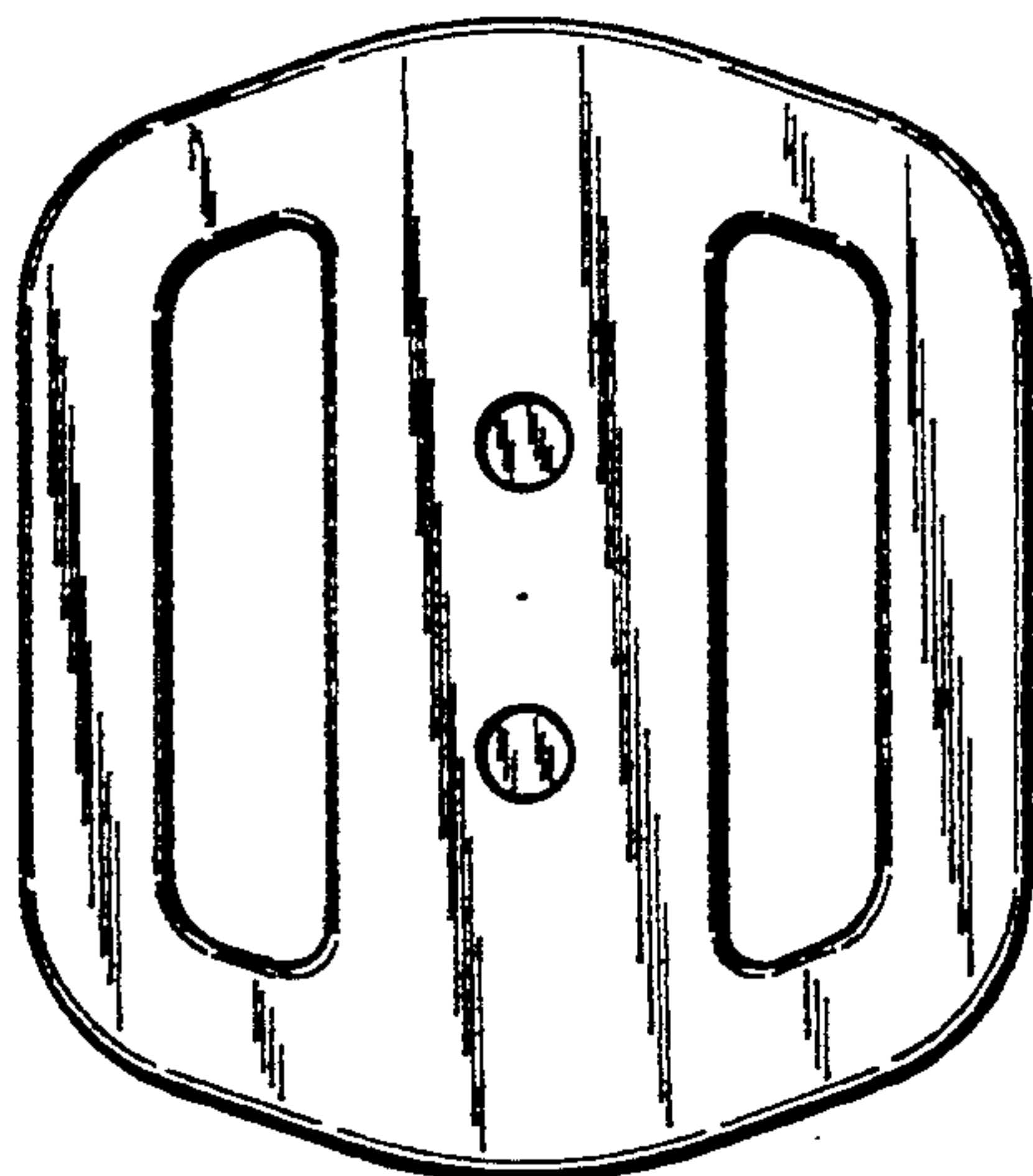


FIG. 2

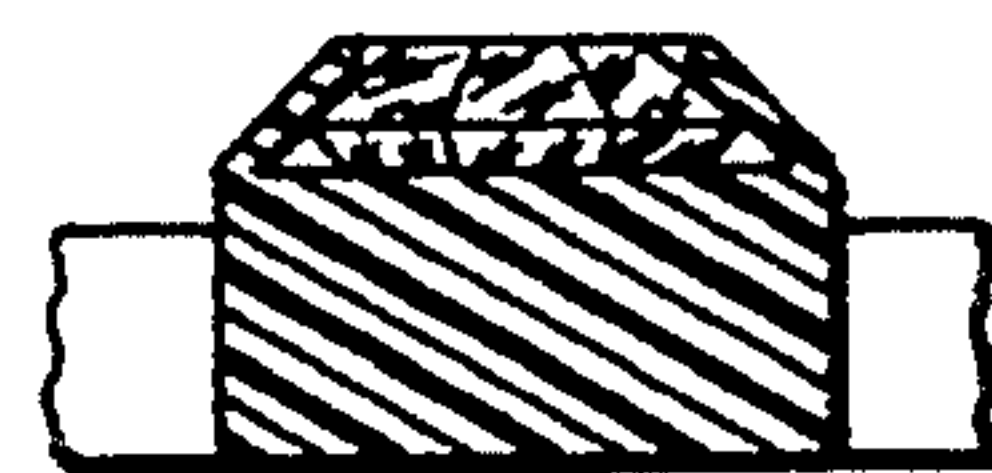


FIG. 5