



US00D352677S

# United States Patent [19]

[11] Patent Number: **Des. 352,677**

**Rempel**

[45] Date of Patent: **\*\* Nov. 22, 1994**

[54] **COMBINED CHRISTMAS TREE ORNAMENT HANGER AND CAP**

3,223,373 12/1965 Molivaro ..... D11/121

[75] Inventor: **Ralf Rempel**, Eisfelder Strasse 54,  
W-8632 Neustadt B. Coburg,  
Germany

**FOREIGN PATENT DOCUMENTS**

1077269 4/1954 France ..... 428/11

[73] Assignees: **Oberfraenkische Glas- und Spielzeug  
KG Fritz Rempel Company; Inh R.  
Rempel**, Neustadt b. Coburg,  
Germany

*Primary Examiner*—Bernard Ansher  
*Assistant Examiner*—Dominic Simone  
*Attorney, Agent, or Firm*—Spencer, Frank & Schneider

[\*\*] Term: **14 Years**

[57] **CLAIM**

The ornamental design for a combined Christmas tree ornament hanger and cap, as shown and described.

[21] Appl. No.: **7,004**

**DESCRIPTION**

[22] Filed: **Apr. 13, 1993**

FIG. 1 is a front elevational view of a combined Christmas ornament hanger and cap showing my new design, the rear being identical;

[30] **Foreign Application Priority Data**

Oct. 13, 1992 [DE] Germany ..... 9207515

FIG. 2 is a front elevational view of the Christmas ornament hanger, shown separately for clarity illustration, the rear being identical;

[52] U.S. Cl. .... **D11/164**

[58] Field of Search ..... 428/7, 11; D11/117,  
D11/130, 164; D28/39

FIG. 3 is a right side elevational view of FIG. 3, the left side being identical;

[56] **References Cited**

**U.S. PATENT DOCUMENTS**

D. 55,821 7/1920 Sernous ..... D28/39  
1,490,320 4/1924 Hansen ..... 428/11

FIG. 4 is a side elevational view of a cap, shown separately for clarity of illustration, all sides being identical; and,

FIG. 5 is a top plan view of FIG. 4, the surface pattern removed for ease of illustration.

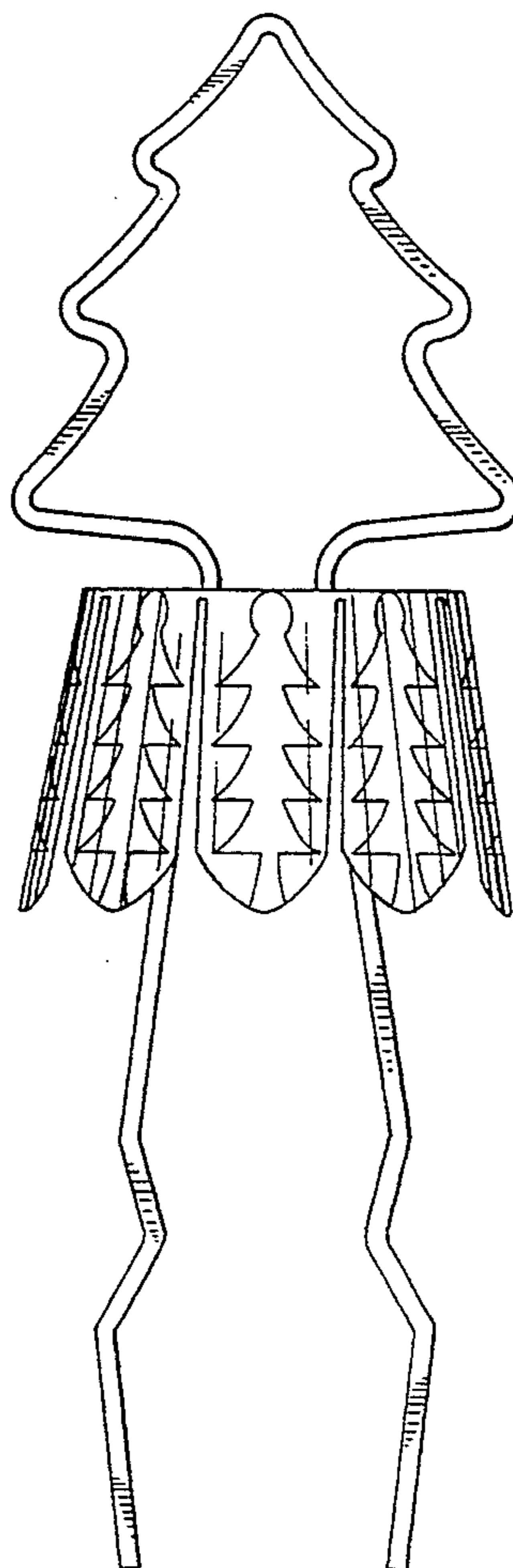


FIG. 1

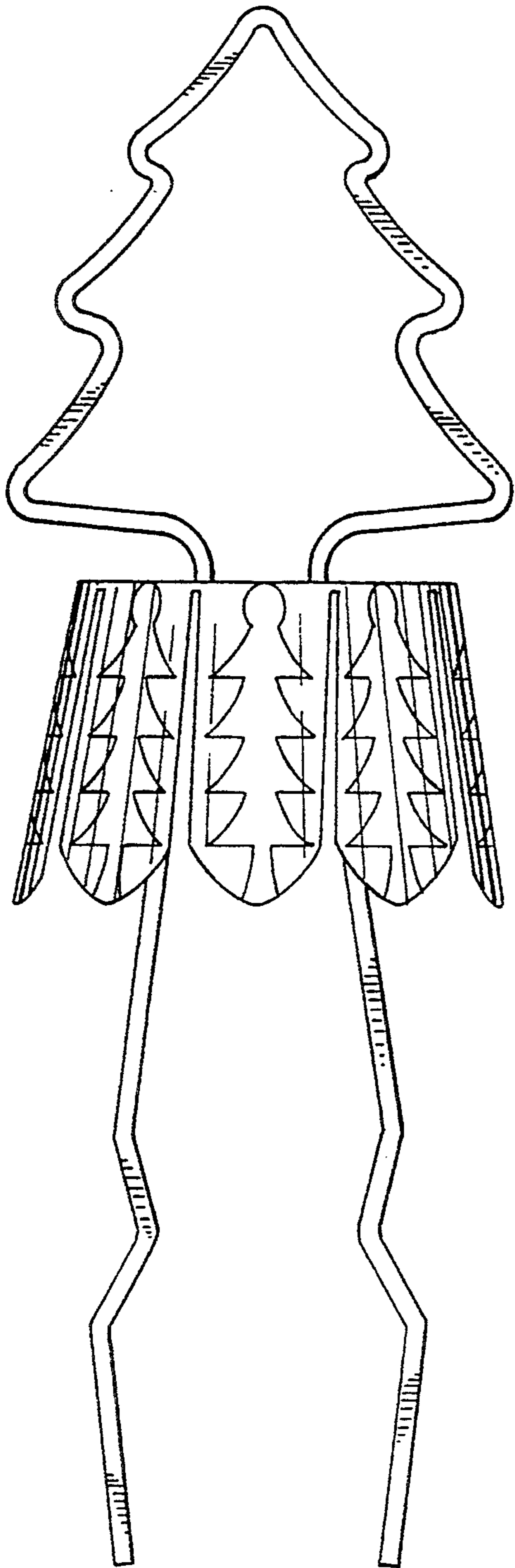


FIG. 2

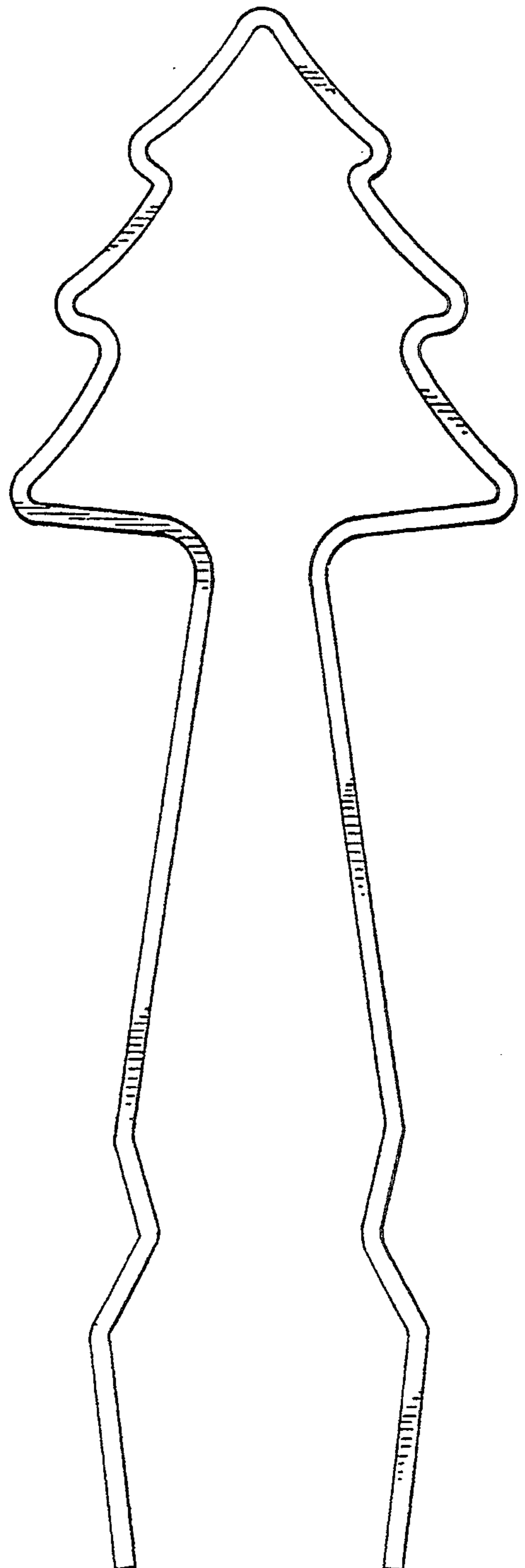


FIG. 3



FIG. 4

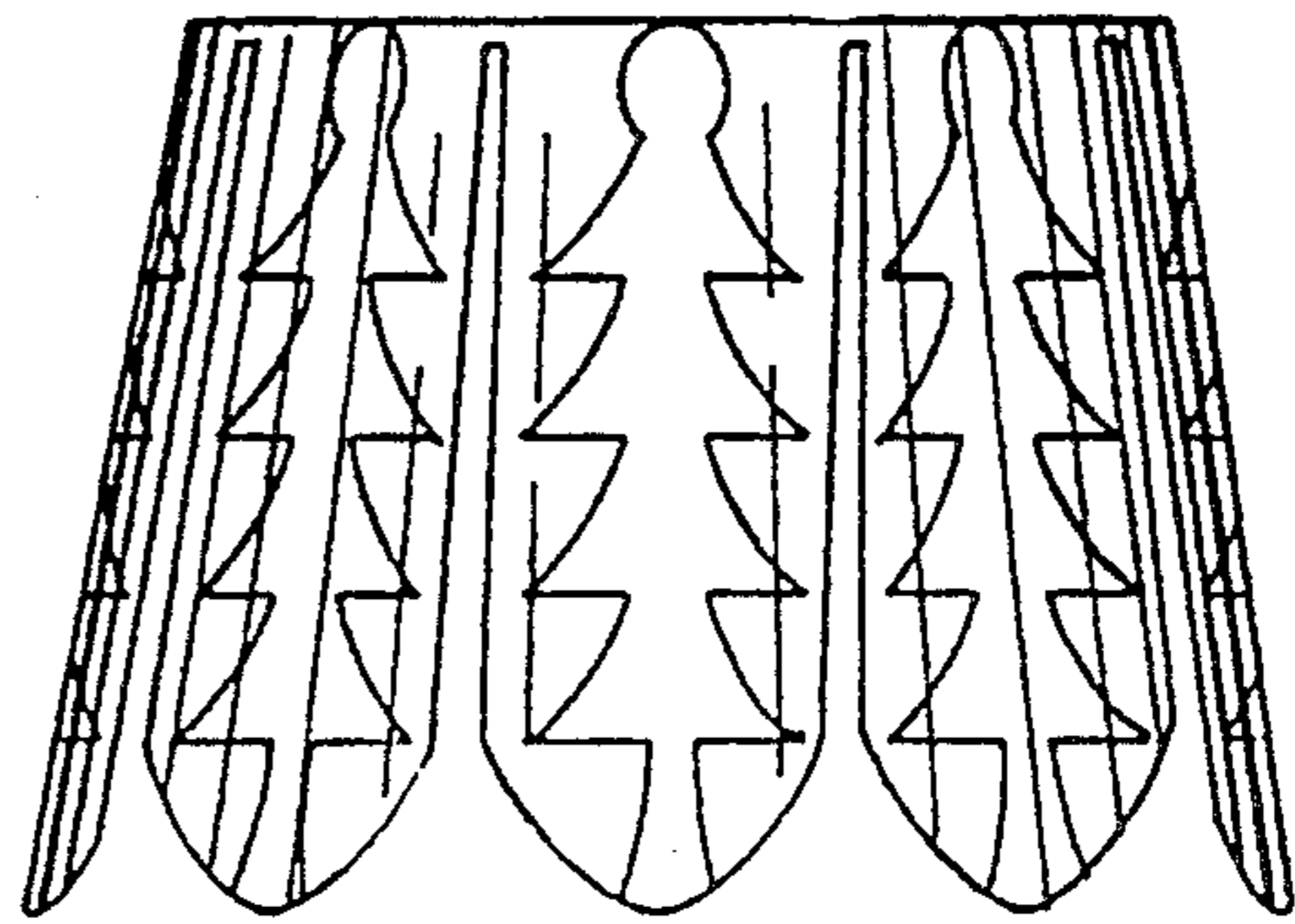


FIG. 5

