



US00D352647S

# United States Patent [19]

Stevens

[11] Patent Number: **Des. 352,647**

[45] Date of Patent: **\*\* Nov. 22, 1994**

[54] **CLAMP**

[76] Inventor: **Gary D. Stevens, 3310 Harrison Ave. #1, Centralia, Wash. 98531**

[\*\*] Term: **14 Years**

[21] Appl. No.: **15,815**

[22] Filed: **Nov. 30, 1993**

[52] U.S. Cl. .... **D8/72; 248/499**

[58] Field of Search ..... **D8/71, 72, 394, 356, D8/396, 373, 354; 248/71, 74.1, 74.2, 74.3, 62, 499, 215, 61; 269/249**

3,114,188	12/1963	Nourse	.....	D8/72 X
3,292,964	12/1966	Albert	.....	D8/72 X
4,020,769	5/1977	Keir	.....	410/96
4,760,986	8/1988	Harrison	.....	248/499
4,954,030	9/1990	Szucs et al.	.....	410/96
4,991,801	2/1991	Trumbull	.....	248/62

*Primary Examiner*—Alan P. Douglas  
*Assistant Examiner*—Jeffry H. Musgrove  
*Attorney, Agent, or Firm*—Tom Secrest

## [57] CLAIM

The ornamental design for a clamp, as shown and described.

## DESCRIPTION

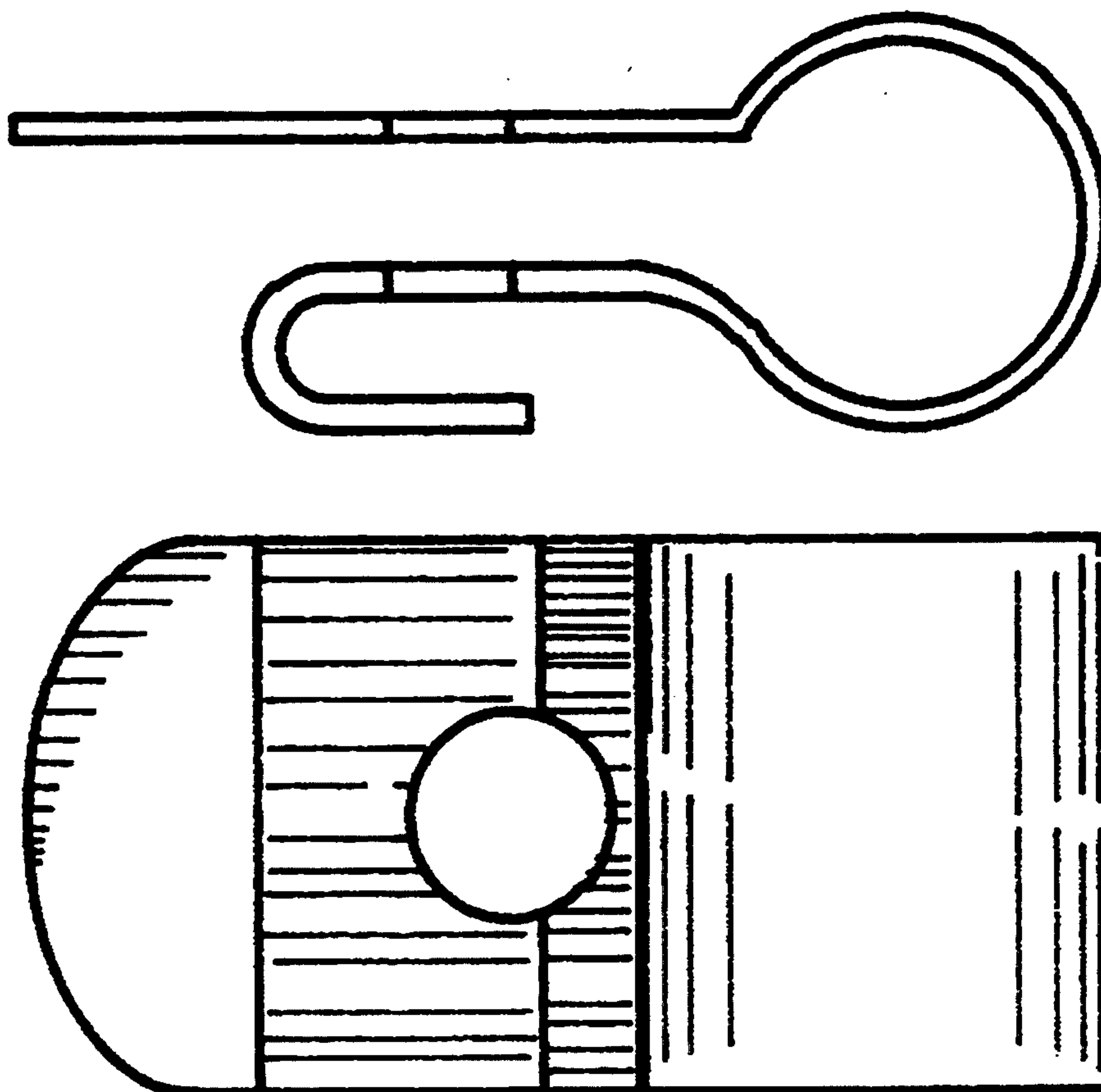
FIG. 1 is an open-end elevation view of the clamp; FIG. 2 is a side elevation view of the clamp; it is understood that the other side elevation view is the same; FIG. 3 is a closed-end elevation view of the clamp; FIG. 4 is a top-plan view of the clamp; and, FIG. 5 is a bottom-plan view of the clamp.

[56]

### References Cited

#### U.S. PATENT DOCUMENTS

D. 331,358	12/1992	Sachs	.....	D8/394
D. 333,087	2/1993	Tekirian	.....	D8/354
D. 335,254	5/1993	Carter	.....	D8/354
D. 340,018	10/1993	Yoder	.....	D8/394



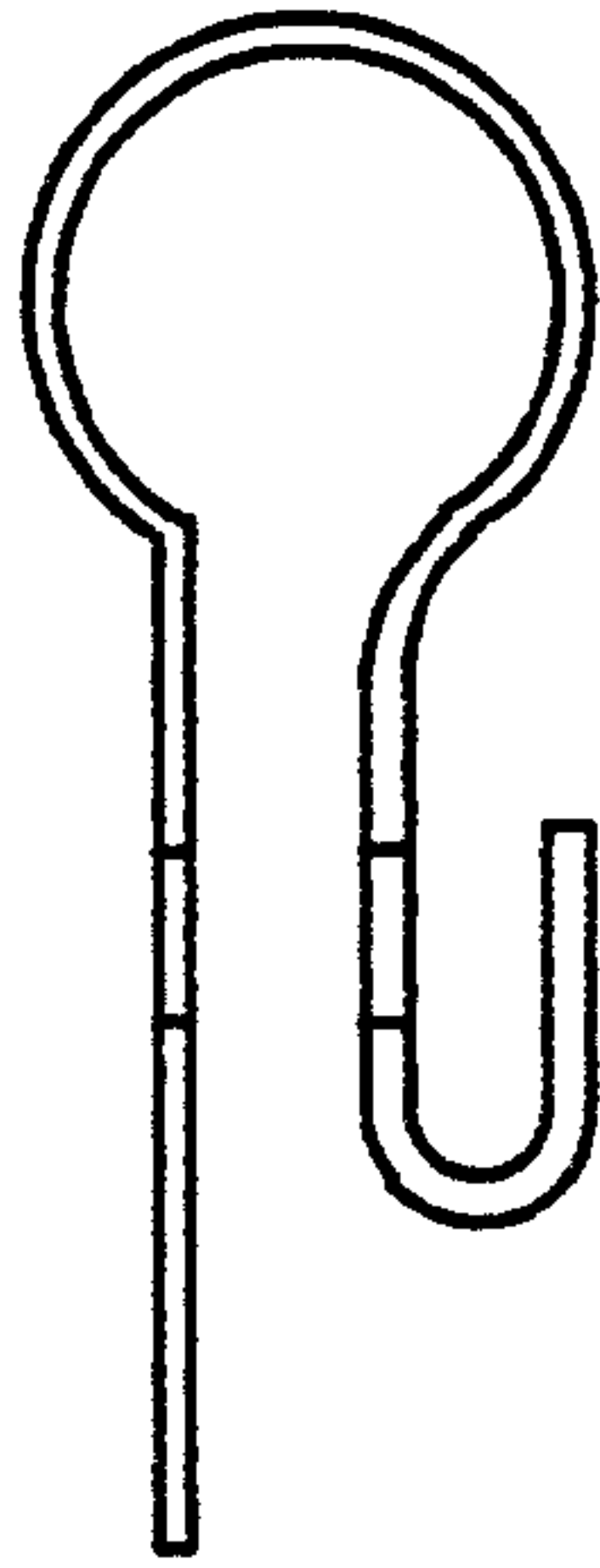



FIG. 1

FIG. 2

FIG. 3

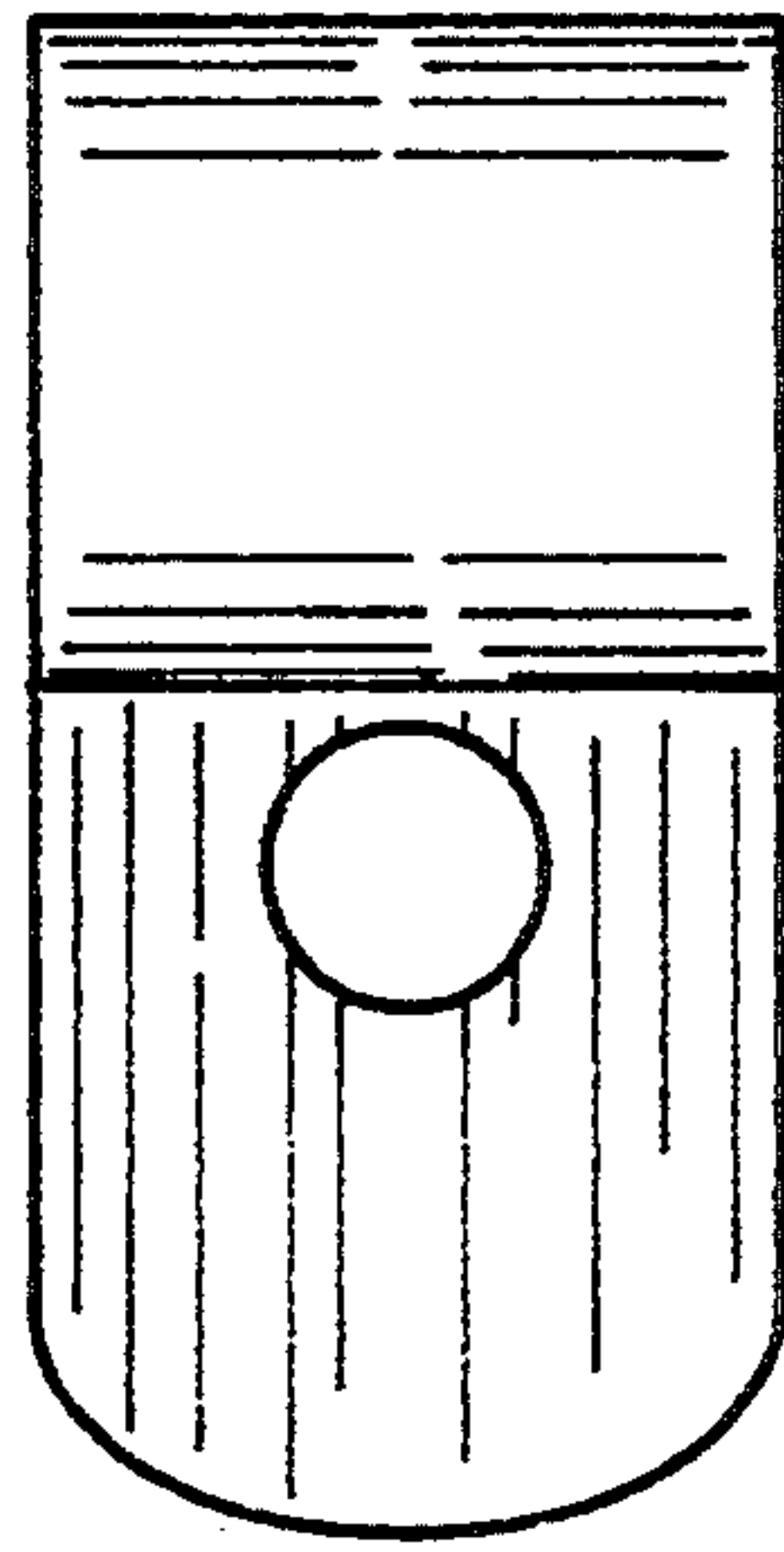


FIG. 4

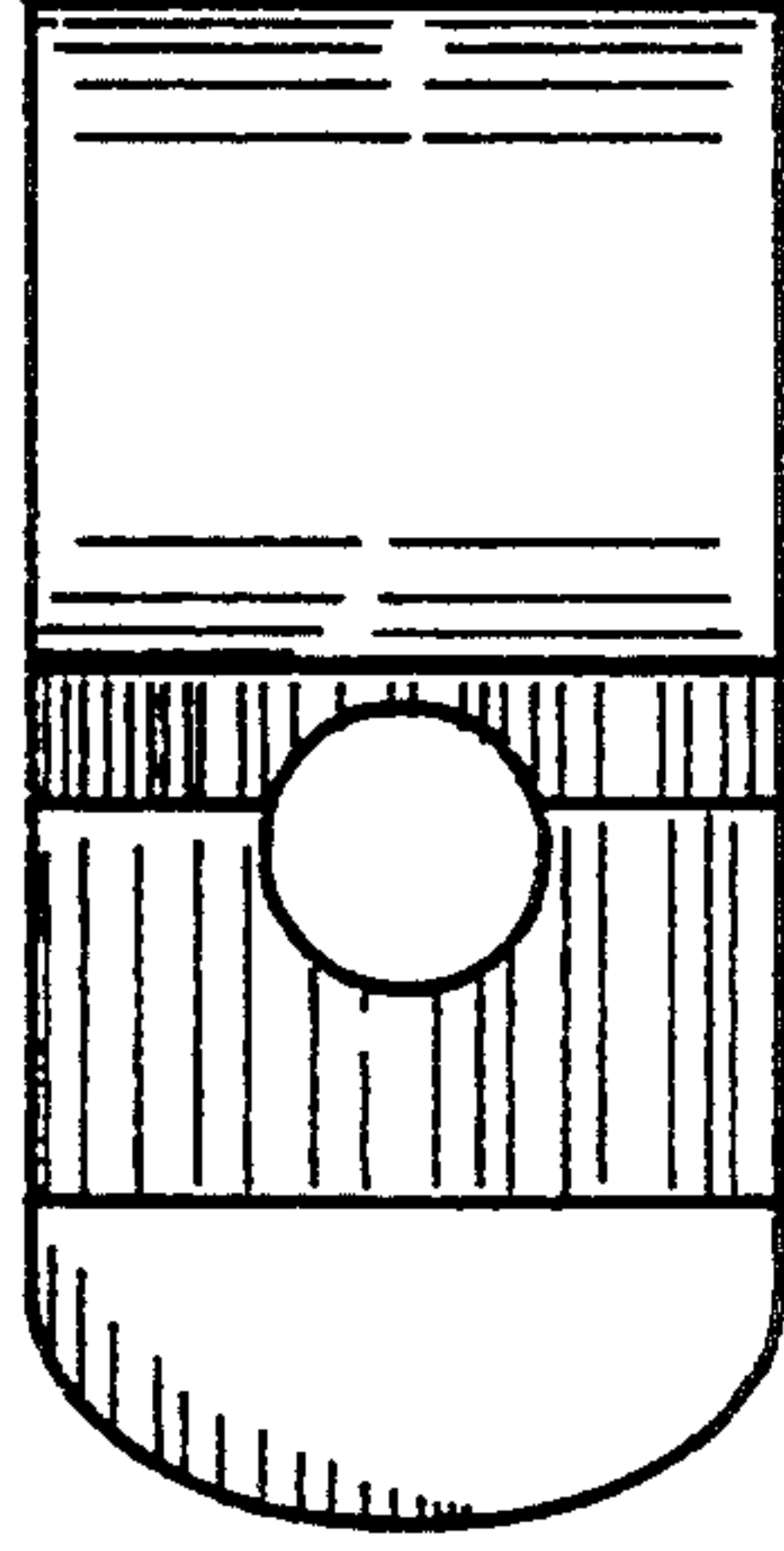


FIG. 5