



US00D352643S

# United States Patent [19]

[11] Patent Number: **Des. 352,643**

**Hoculik**

[45] Date of Patent: **\*\* Nov. 22, 1994**

[54] **GRASS GROWTH CONTROLLING GUARD**

4,986,042 1/1991 Richardt ..... 47/33  
5,157,867 10/1992 Fritch ..... 47/33

[76] Inventor: **William F. Hoculik**, 63 McDonagh Crescent, Thorold, Ontario, Canada, L2V 4S4

*Primary Examiner*—Wallace R. Burke  
*Assistant Examiner*—H. Baynham  
*Attorney, Agent, or Firm*—Terry M. Gernstein

[\*\*] Term: **14 Years**

[57] **CLAIM**

[21] Appl. No.: **13,820**

The ornamental design for a grass growth controlling guard, as shown and described.

[22] Filed: **Oct. 4, 1993**

[52] U.S. Cl. .... **D8/1**

**DESCRIPTION**

[58] Field of Search ..... D8/1; 47/33;  
52/102-103; 256/32

FIG. 1 is a front, top and side exploded perspective view of a grass growth controlling guard showing my new design;

[56] **References Cited**

**U.S. PATENT DOCUMENTS**

D. 304,086	10/1989	Eads	.....	D8/1
3,393,897	7/1968	Wright	.....	256/32
4,349,989	9/1982	Snider	.....	256/32 X
4,515,349	5/1985	Groves	.....	256/32 X

FIG. 2 is an assembled front elevational view thereof;

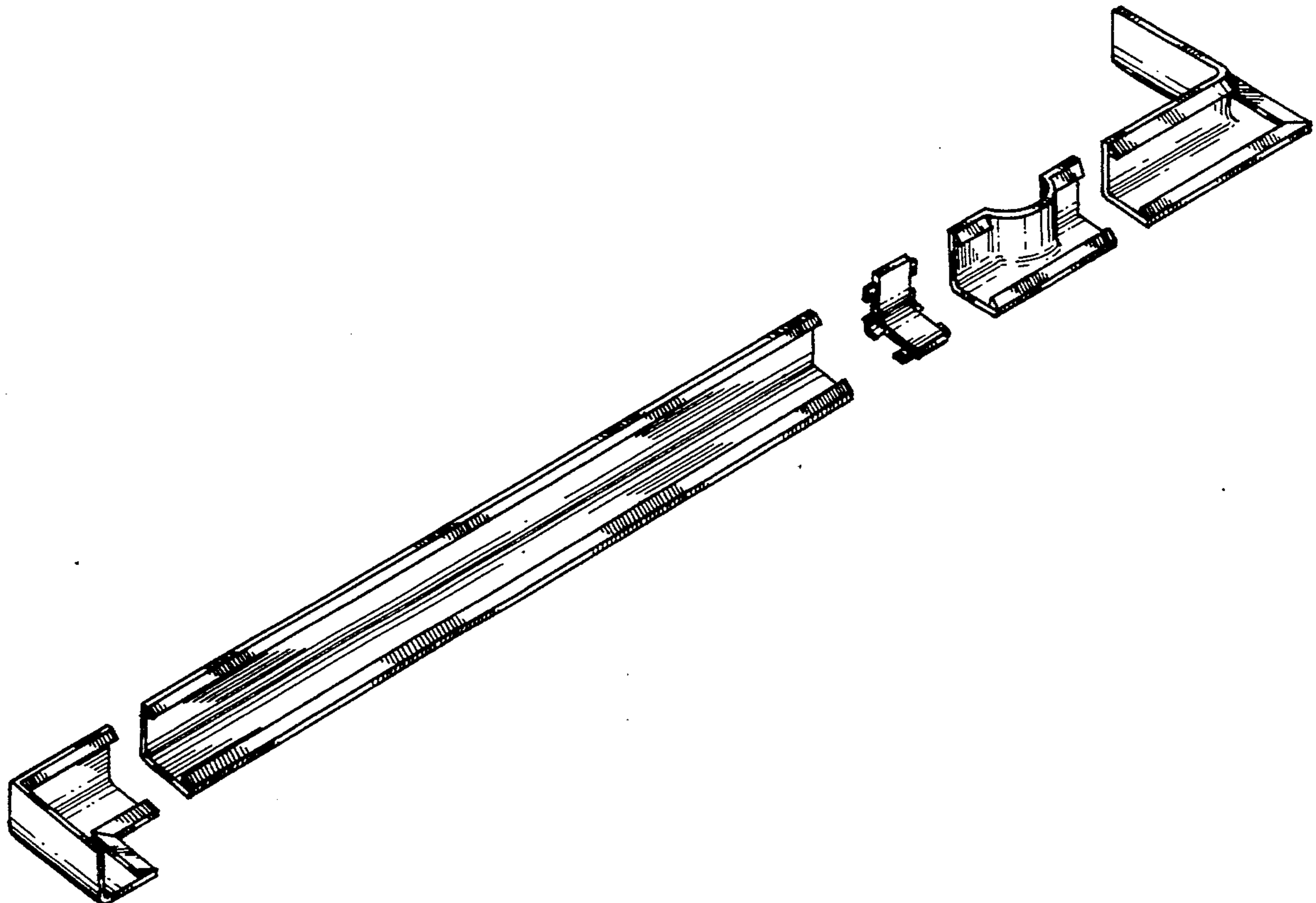
FIG. 3 is a rear elevational view thereof;

FIG. 4 is a side elevational view thereof;

FIG. 5 is an opposite side elevational view thereof;

FIG. 6 is a top plan view thereof; and,

FIG. 7 is a bottom plan view thereof.



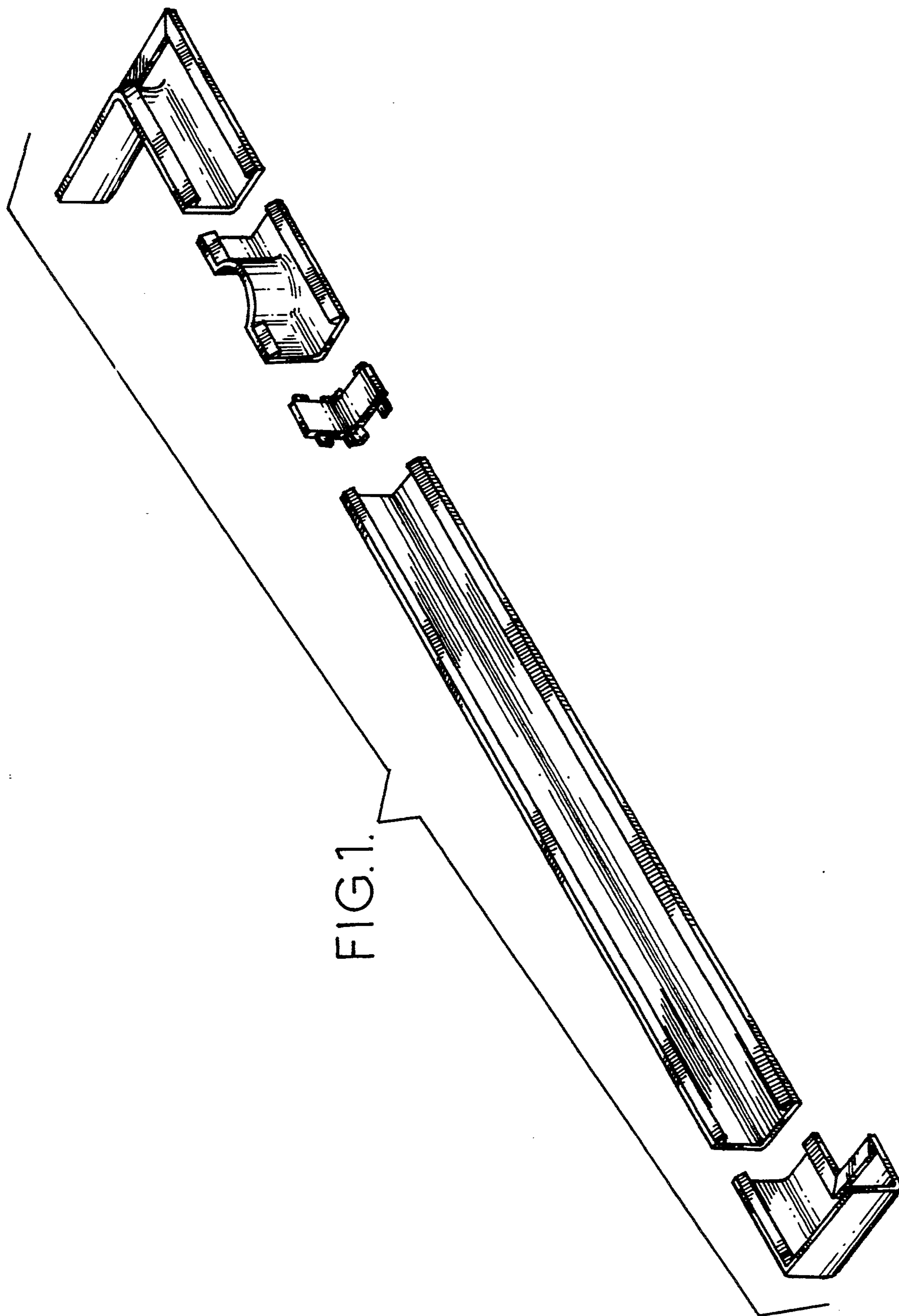


FIG.1.

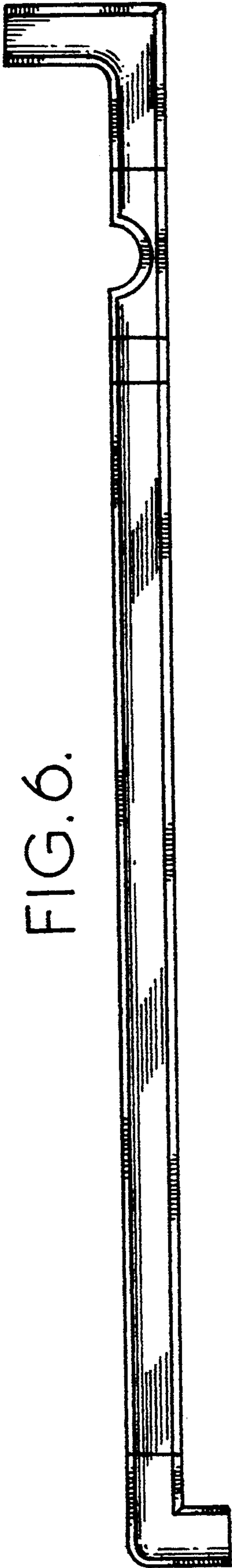


FIG. 6.



FIG. 2.

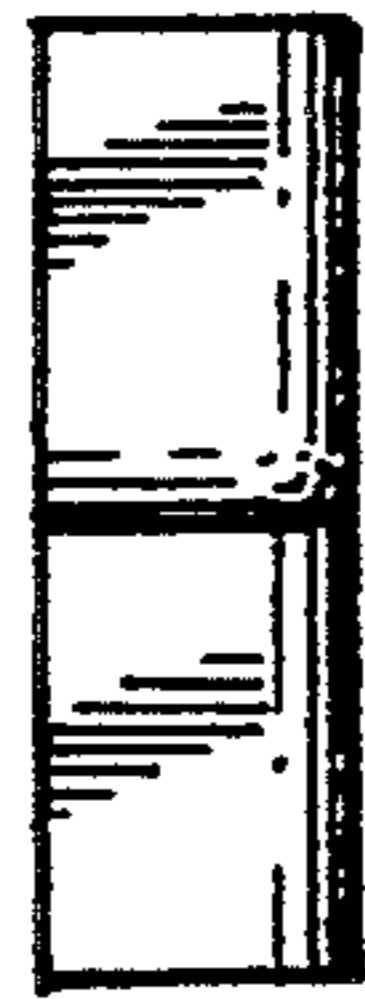


FIG. 5.

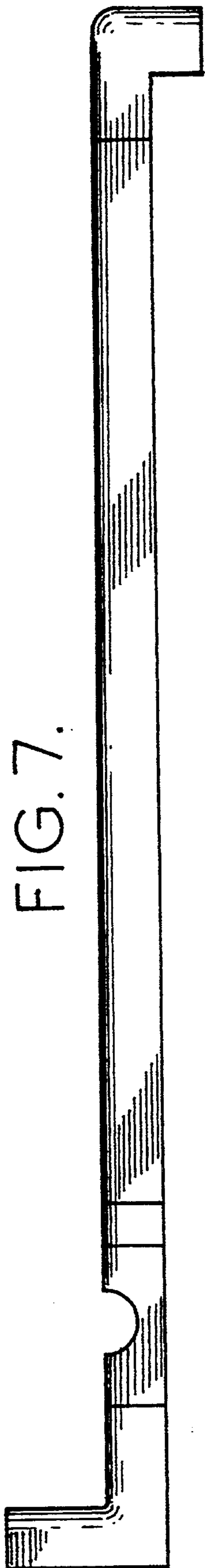


FIG. 7.



FIG. 3.



FIG. 4.