



US00D352634S

United States Patent [19] Canning

[11] Patent Number: **Des. 352,634**
[45] Date of Patent: **** Nov. 22, 1994**

[54] **MATTRESS PAD**
[75] Inventor: **Steven D. Canning**, Brampton, Canada
[73] Assignee: **Woodbridge Foam Corporation**, Mississauga, Canada
[**] Term: **14 Years**
[21] Appl. No.: **559,553**
[22] Filed: **Jul. 26, 1990**
[52] U.S. Cl. **D6/596; D6/595**
[58] Field of Search **D6/596, 595, 601; 5/901, 903**

4,901,387 2/1990 Luke 5/901
4,955,096 9/1990 Gilroy et al. 5/901
5,138,730 8/1992 Masuda 5/901

Primary Examiner—Lisa P. Lichtenstein
Attorney, Agent, or Firm—Baker & Daniels


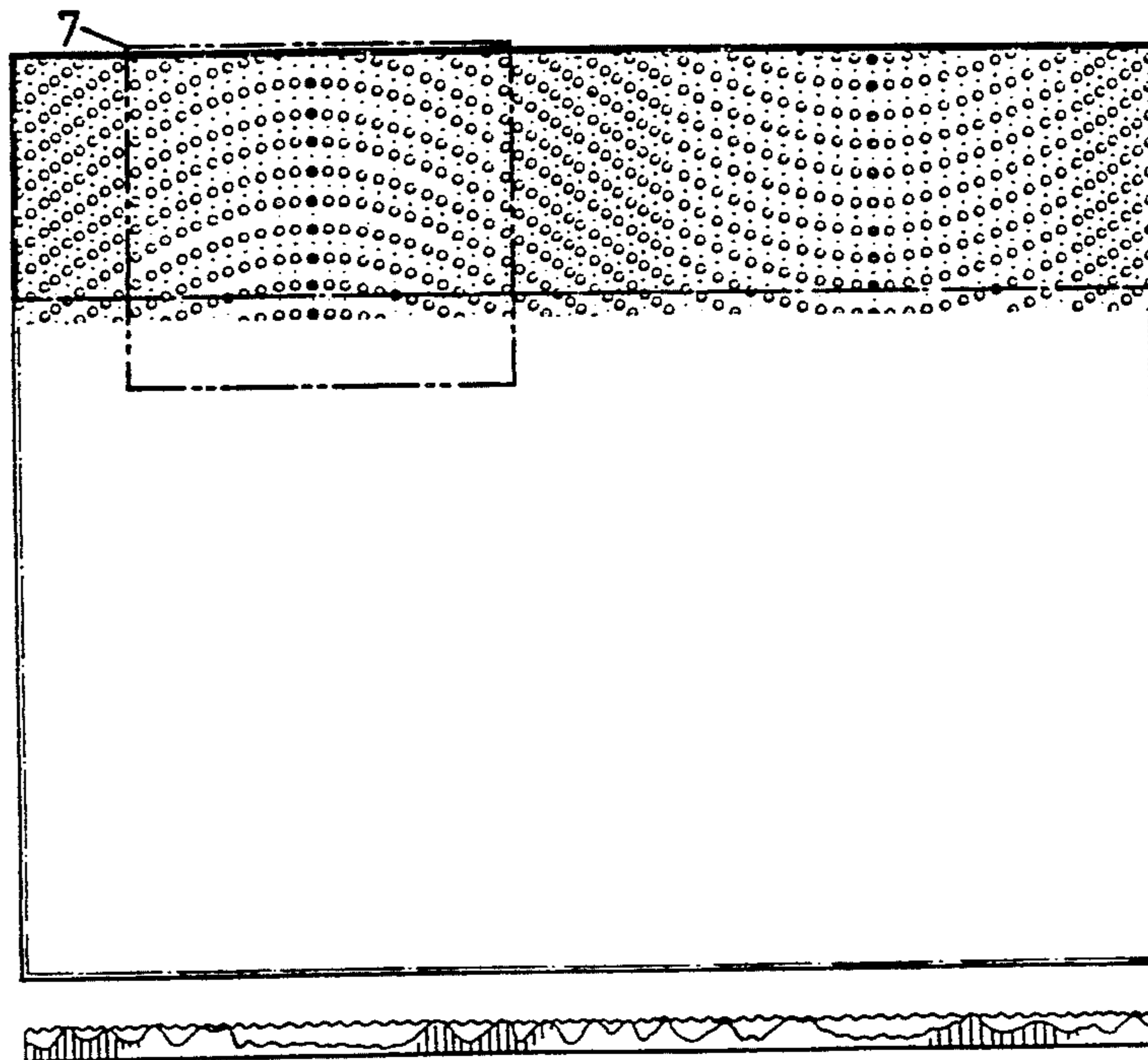
[57] CLAIM

The ornamental design for a mattress pad, as shown and described.

DESCRIPTION

FIG. 1 is a top plan view of a mattress pad, showing my new design;
FIG. 2 is a front elevational view thereof;
FIG. 3 is a right end elevational view thereof;
FIG. 4 is a left end elevational view thereof;
FIG. 5 is a bottom plan view thereof;
FIG. 6 is a rear elevational view thereof; and,
FIG. 7 is an enlarged perspective view of that portion of FIG. 1 bordered by the dot-dash line.
The dot pattern partially shown in FIG. 1 is understood to extend throughout the mattress pad.

[56] **References Cited**
U.S. PATENT DOCUMENTS
D. 262,590 1/1982 Trotman et al. D6/596
D. 308,453 6/1990 Elrod D6/596
D. 317,236 6/1991 Dixon D6/601
4,686,724 8/1987 Bedford D6/601
4,847,933 7/1989 Bedford 5/901



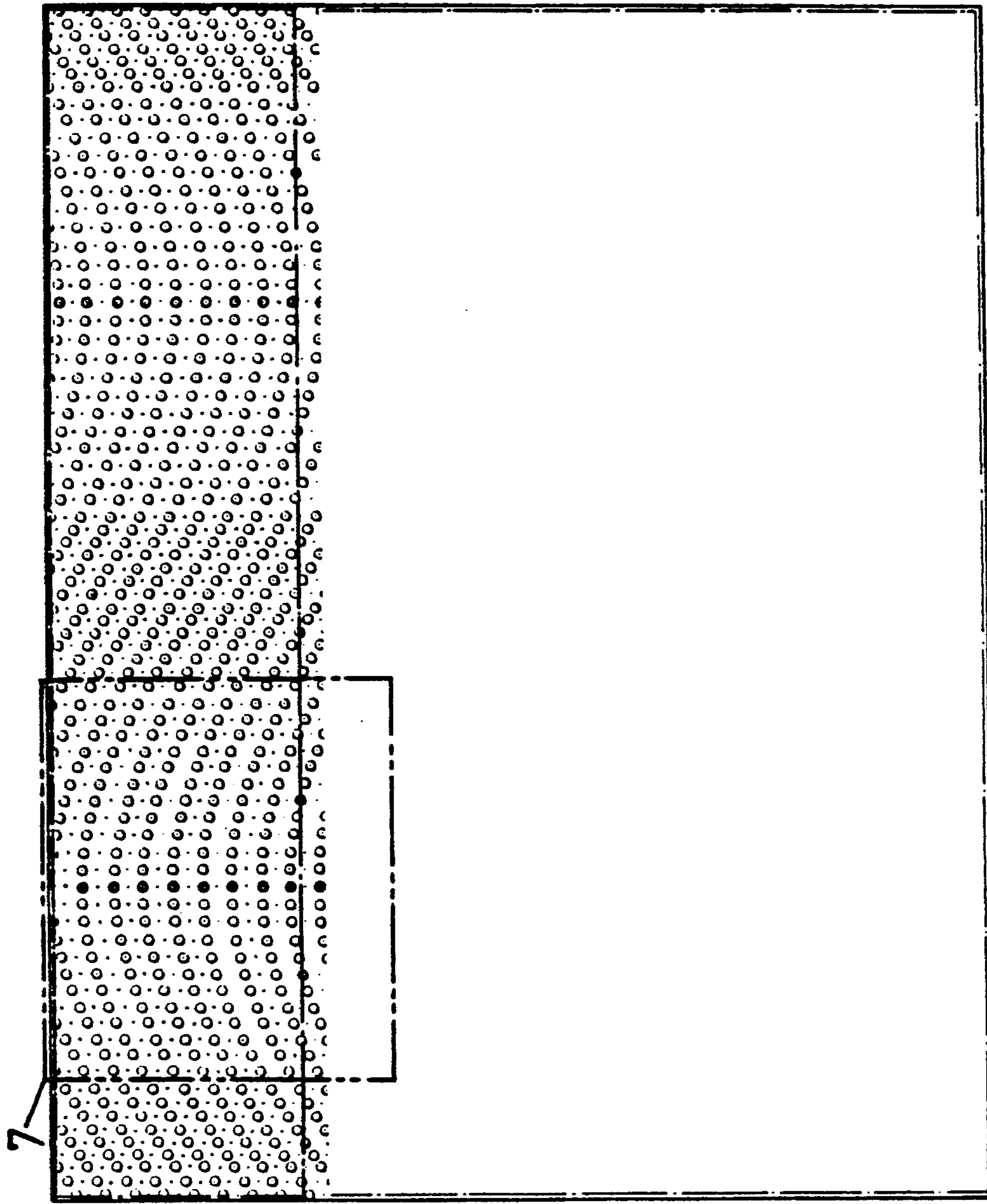


FIG. 1



FIG. 3



FIG. 2



FIG. 4

FIG. 5




FIG. 6




FIG. 7