



US00D352631S

United States Patent [19]

[11] Patent Number: Des. 352,631

Dillon

[45] Date of Patent: ** Nov. 22, 1994

[54] DECORATOR BLIND

4,877,074 10/1989 Castellano 160/370.2 B X
5,004,285 4/1991 Bennett 160/370.2 B X
5,046,543 9/1991 Levy 160/370.2 B X

[76] Inventor: Brenda D. Dillon, P.O. Box 673, Blue Ridge, Va. 24064

[**] Term: 14 Years

Primary Examiner—Nelson C. Holtje
Assistant Examiner—Monica A. Hannon
Attorney, Agent, or Firm—Richard C. Litman

[21] Appl. No.: 485

[57] CLAIM

[22] Filed: Oct. 14, 1992

The ornamental design for a decorator blind, as shown and described.

[52] U.S. Cl. D6/575; D6/576

[58] Field of Search D6/575, 576, 577, 579, D6/580, 450; 160/370.2 B, 236, 330; D5/64; D11/131, 132, 133, 134, 141, 142; D21/63, 121, 123, 129

DESCRIPTION

FIG. 1 is an environmental view, somewhat in perspective, of a decorator blind showing my new design; FIG. 2 is a front view with the rear view being a mirror image thereof;

[56] References Cited

U.S. PATENT DOCUMENTS

- D. 189,195 11/1960 Spagnolo D11/142
- D. 189,196 11/1960 Spagnolo D11/142
- 390,140 9/1888 Rudolph .
- 2,501,278 3/1950 Hughes et al. .
- 2,614,626 10/1952 Garcia .
- 4,759,520 7/1988 Levine .

FIG. 3 is a top view thereof;

FIG. 4 is a bottom view thereof;

FIG. 5 is a left view thereof; and,

FIG. 6 is a right view thereof.

The broken line showing of the window and the windowsill in FIG. 1 is for illustrative purposes only and forms no part of the claimed design.

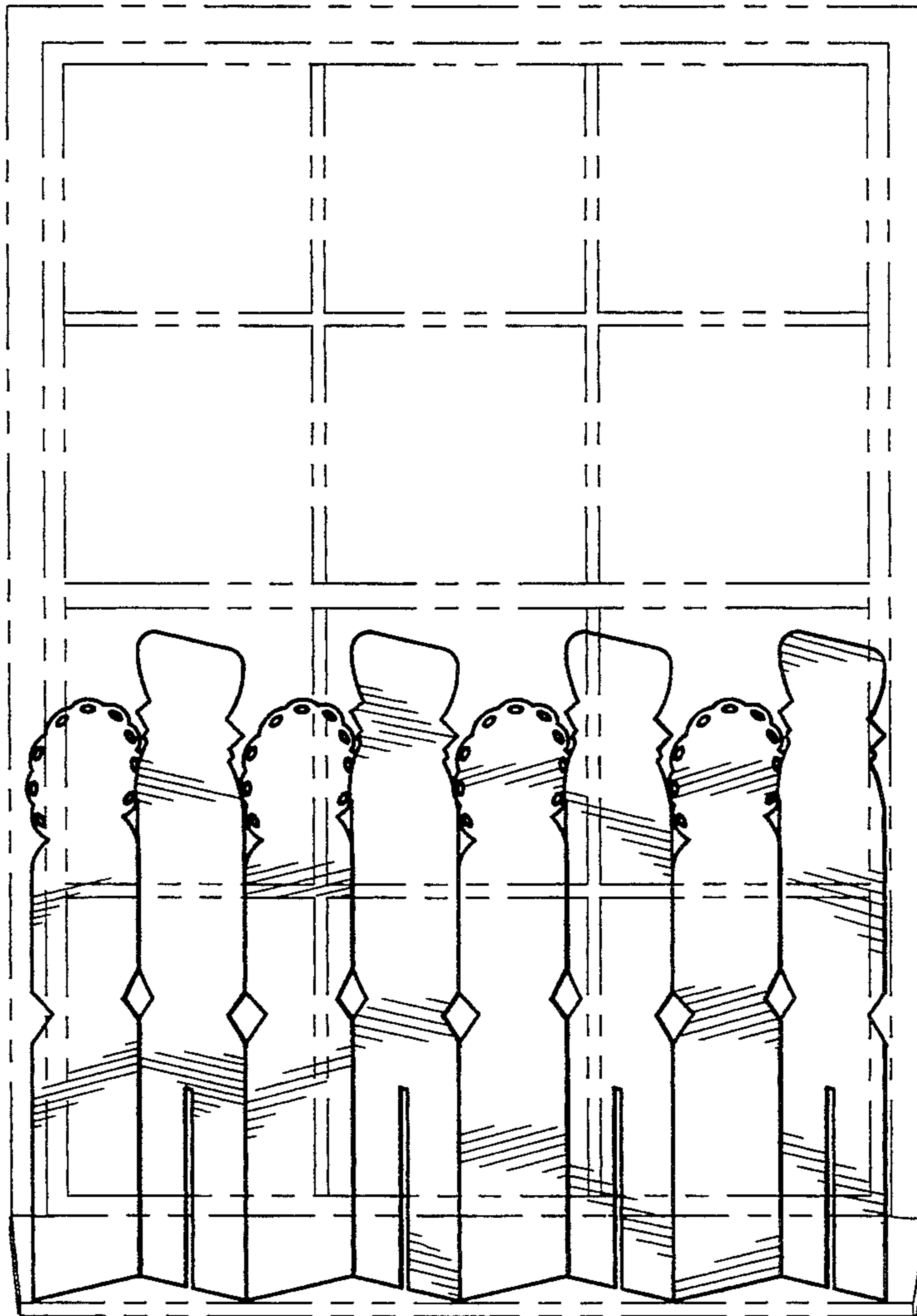
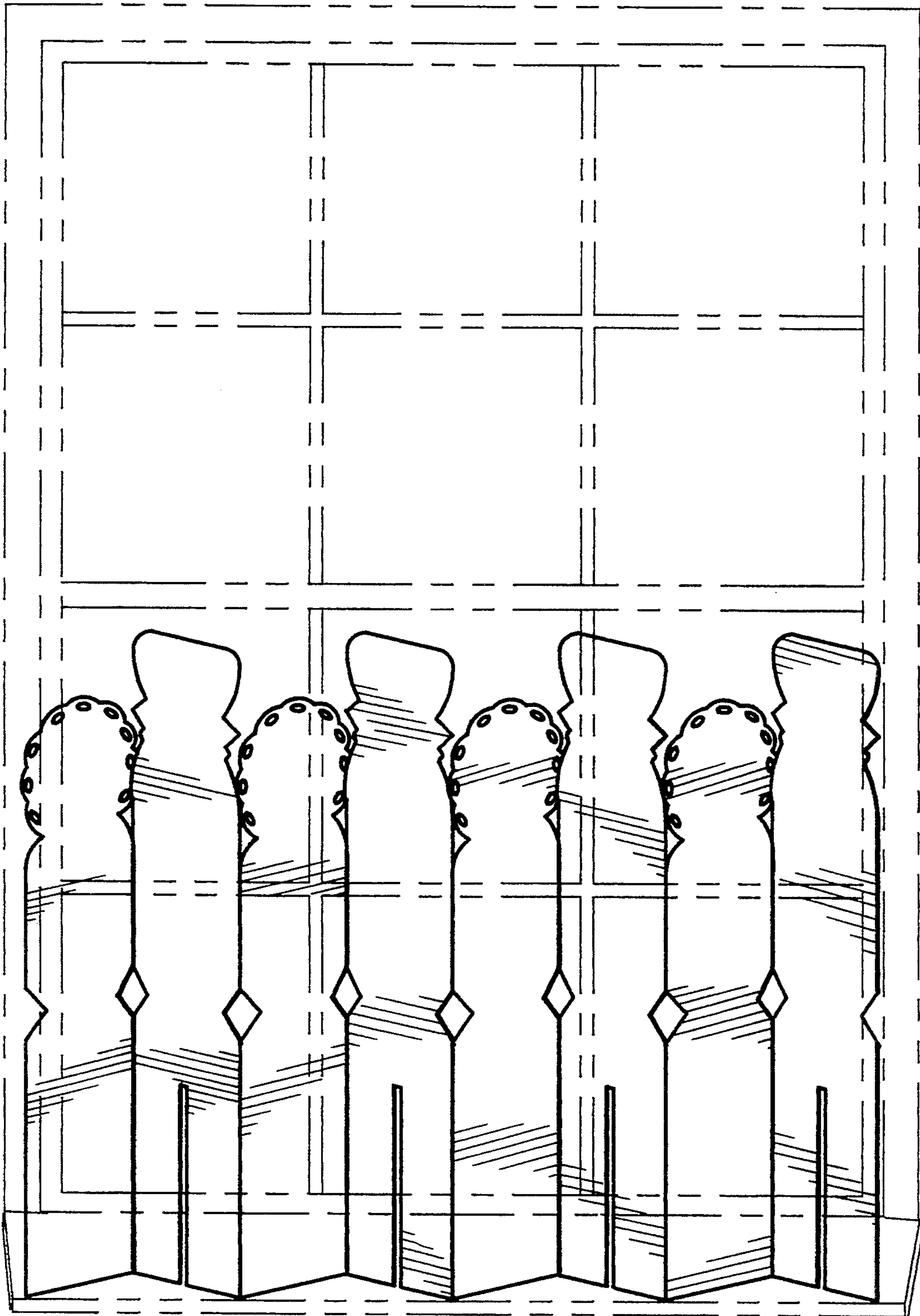


FIG. 1



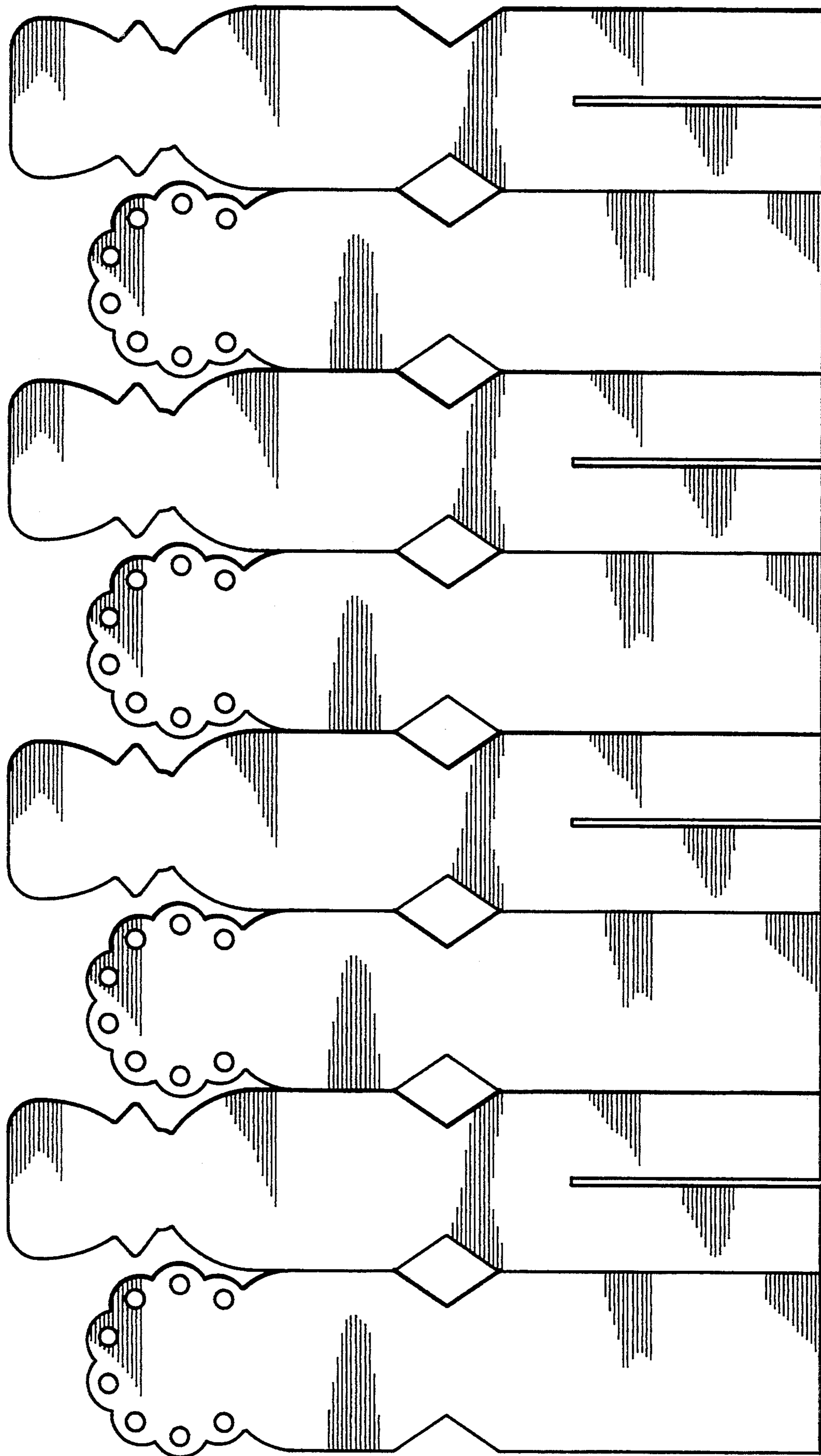


FIG. 2

FIG. 3



FIG. 4



FIG. 5



FIG. 6

