



US00D352630S

United States Patent [19]

[11] Patent Number: Des. 352,630

Yamanaka

[45] Date of Patent: ** Nov. 22, 1994

[54] DOOR MAT

3,278,967 10/1966 Hagerman 15/215

[75] Inventor: Minoru Yamanaka, Tokyo, Japan

Primary Examiner—Nelson C. Holtje

[73] Assignee: Kabushiki Kaisha Risuron, Tokyo, Japan

Assistant Examiner—Monica A. Hannon

Attorney, Agent, or Firm—Emmanuel J. Lobato

[**] Term: 14 Years

[57] CLAIM

[21] Appl. No.: 948,808

The ornamental design of a door mat, as shown and described.

[22] Filed: Sep. 23, 1992

DESCRIPTION

[52] U.S. Cl. D6/583; D6/582

FIG. 1 is a perspective view of a door mat showing my new design;

[58] Field of Search D6/582, 583; 4/581,

FIG. 2 is a plan view thereof;

4/582, 583; 5/417, 418, 419, 420, 902, 900.5;

FIG. 3 is a side elevational view thereof;

15/215, 216, 217; D12/203; D25/153

FIG. 4 is a bottom view thereof;

[56] References Cited

FIG. 5 is a cross sectional view thereof; and,

U.S. PATENT DOCUMENTS

FIG. 6 is an enlarged fragmentary perspective view thereof.

176,251 4/1876 Thompson 15/215

3,100,522 8/1963 McIntyre 15/215

3,156,965 11/1964 Howard 15/215

A characteristic feature of the design is the filament loop aggregation as seen in FIGS. 1 to 3, 5, and 6.




FIG. 1




FIG.3

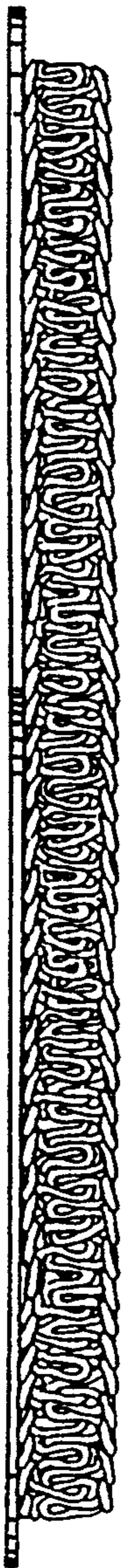


FIG.2




FIG.5




FIG.4




FIG. 6

