



US00D352608S

# United States Patent [19]

[11] Patent Number: **Des. 352,608**

Natuzzi et al.

[45] Date of Patent: **\*\* Nov. 22, 1994**

[54] CHAIR

[75] Inventors: **Pasquale Natuzzi**, Santeramo In Colle; **Domenico Abbruzzese**, Gioia del Colle, both of Italy

[73] Assignee: **Industrie Natuzzi, SpA**, Bari, Italy

[\*\*] Term: **14 Years**

[21] Appl. No.: **12,935**

[22] Filed: **Sep. 14, 1993**

[52] U.S. Cl. .... **D6/334; D6/367**

[58] Field of Search ..... **D6/334, 360, 364, 365, D6/367, 371, 381, 500, 501, 502; 297/445, 446**

[56] **References Cited**

### U.S. PATENT DOCUMENTS

- D. 228,324 9/1973 Korch ..... D6/334
- D. 238,033 12/1975 Cassina ..... D6/334
- D. 243,894 4/1977 Offredi ..... D6/334

### OTHER PUBLICATIONS

Schweiger Industries, Chair 05379-1000 shown.  
 Natuzzi Model No. 755, Apr. 1990 at International Home Furnishings Market in High Point, N.C.  
 Natuzzi Model No. 762, Apr. 1990 at International Home Furnishings Market in High Point, N.C.

Natuzzi Model No. 780, Oct. 1990 at International Home Furnishings Market in High Point, N.C.  
 Natuzzi Model No. 793, Oct. 1990 at International Home Furnishings Market in High Point, N.C.  
 Natuzzi Model No. 796, Oct. 1990 at International Home Furnishings Market in High Point, N.C.  
 Natuzzi Model No. 797, Oct. 1990 at International Home Furnishings Market in High Point, N.C.  
 Natuzzi Model No. 824, Oct. 1990 at International Home Furnishings Market in High Point, N.C.  
 Natuzzi Model No. 827, Apr. 1991 at International Home Furnishings Market in High Point, N.C.


*Primary Examiner*—Nelson C. Holtje  
*Assistant Examiner*—Gary D. Watson  
*Attorney, Agent, or Firm*—Bell, Seltzer, Park & Gibson

### [57] CLAIM

The ornamental design for a chair, as shown and described.

### DESCRIPTION

FIG. 1 is a perspective view of a chair showing our new design;  
 FIG. 2 is a front elevational view;  
 FIG. 3 is right side elevational view, and the left side elevational view being a mirror image thereof; and,  
 FIG. 4 is a rear elevational view.






FIG-1




FIG-2

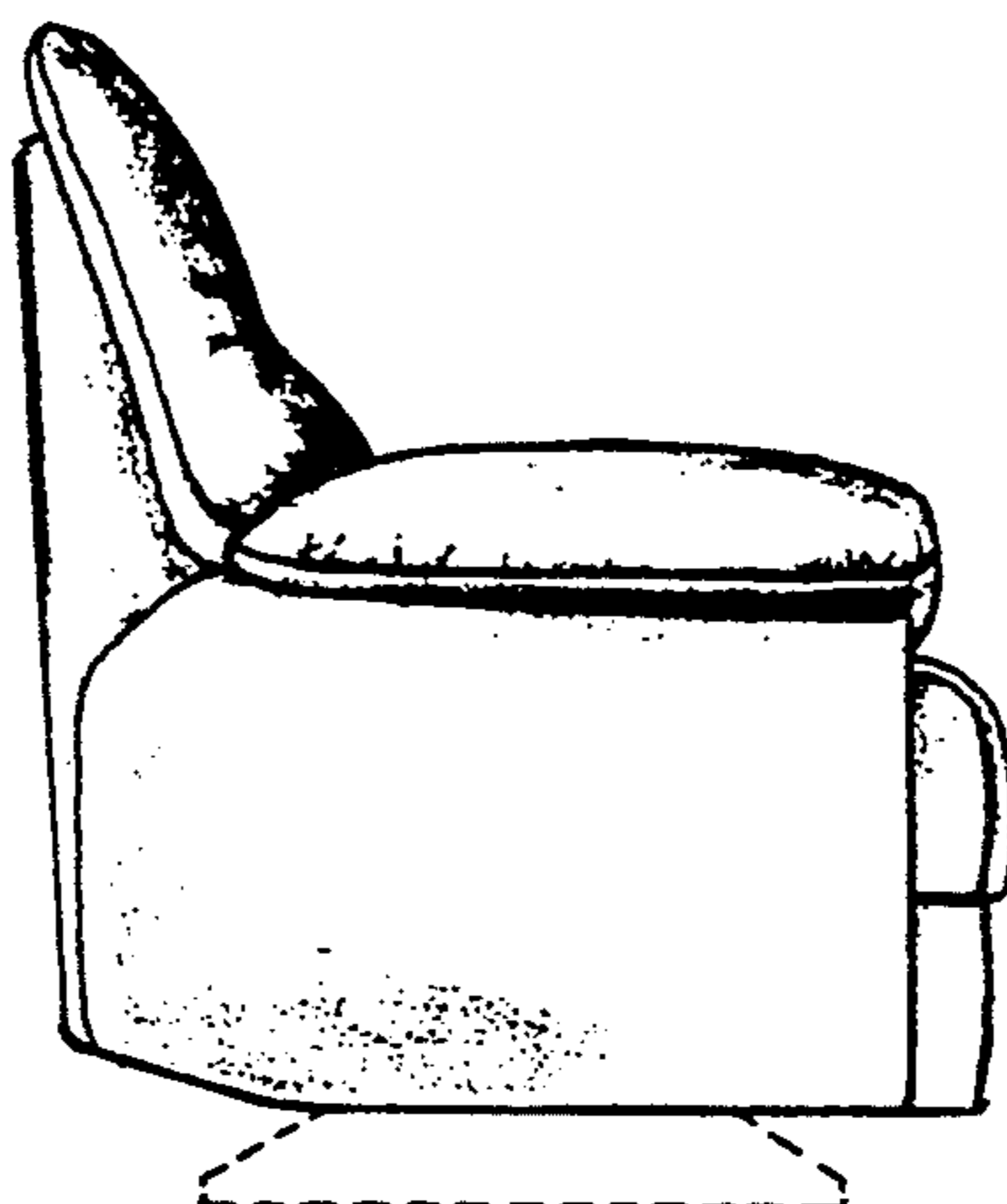


FIG-3




FIG-4