



US00D352566S

United States Patent [19]

[11] Patent Number: **Des. 352,566**

Johnson et al.

[45] Date of Patent: **** Nov. 15, 1994**

[54] **SUSPENDED LIGHTING FIXTURE**

[75] Inventors: **Dennis E. Johnson**, Grafton; **Scott P. Malmsten**, West Bend, both of Wis.

[73] Assignee: **SPI Lighting, Inc.**, Mequon, Wis.

[**] Term: **14 Years**

[21] Appl. No.: **8,032**

[22] Filed: **May 7, 1993**

[52] U.S. Cl. **D26/88; D26/76**

[58] Field of Search 362/147, 404-408,
362/219, 220, 222, 223, 224, 225; D26/72,
80-92, 76

[56] **References Cited**

U.S. PATENT DOCUMENTS

2,323,002 6/1943 Baker 362/223
4,866,583 9/1989 Targetti 362/225 X

OTHER PUBLICATIONS

Habitat, Inc. Pendant Lamp Catalog, p. 1, Indirect Lighting Unit.

Two pages of a 1991 SPI Lighting ad for "Echo" fixtures.

Primary Examiner—Susan J. Lucas
Attorney, Agent, or Firm—Quarles & Brady

[57] **CLAIM**

The ornamental design for a suspended lighting fixture, as shown and described.

DESCRIPTION

FIG. 1 is a perspective view of a suspended lighting fixture, taken from the bottom, left, and front, showing our new design;
FIG. 2 is a front elevational view thereof, the rear elevational view being the mirror image thereof;
FIG. 3 is a left side elevational view, the right side being the mirror image of the left;
FIG. 4 is a bottom plan view thereof;
FIG. 5 is a top plan view thereof; and,
FIG. 6 is a view similar to FIG. 5, albeit with a light unit shown in dotted lines for purposes of illustration. The broken line representations of fixture supports in FIGS. 1 and 2, holes in FIG. 3, and a light unit in FIG. 6, are for purposes of illustration only.

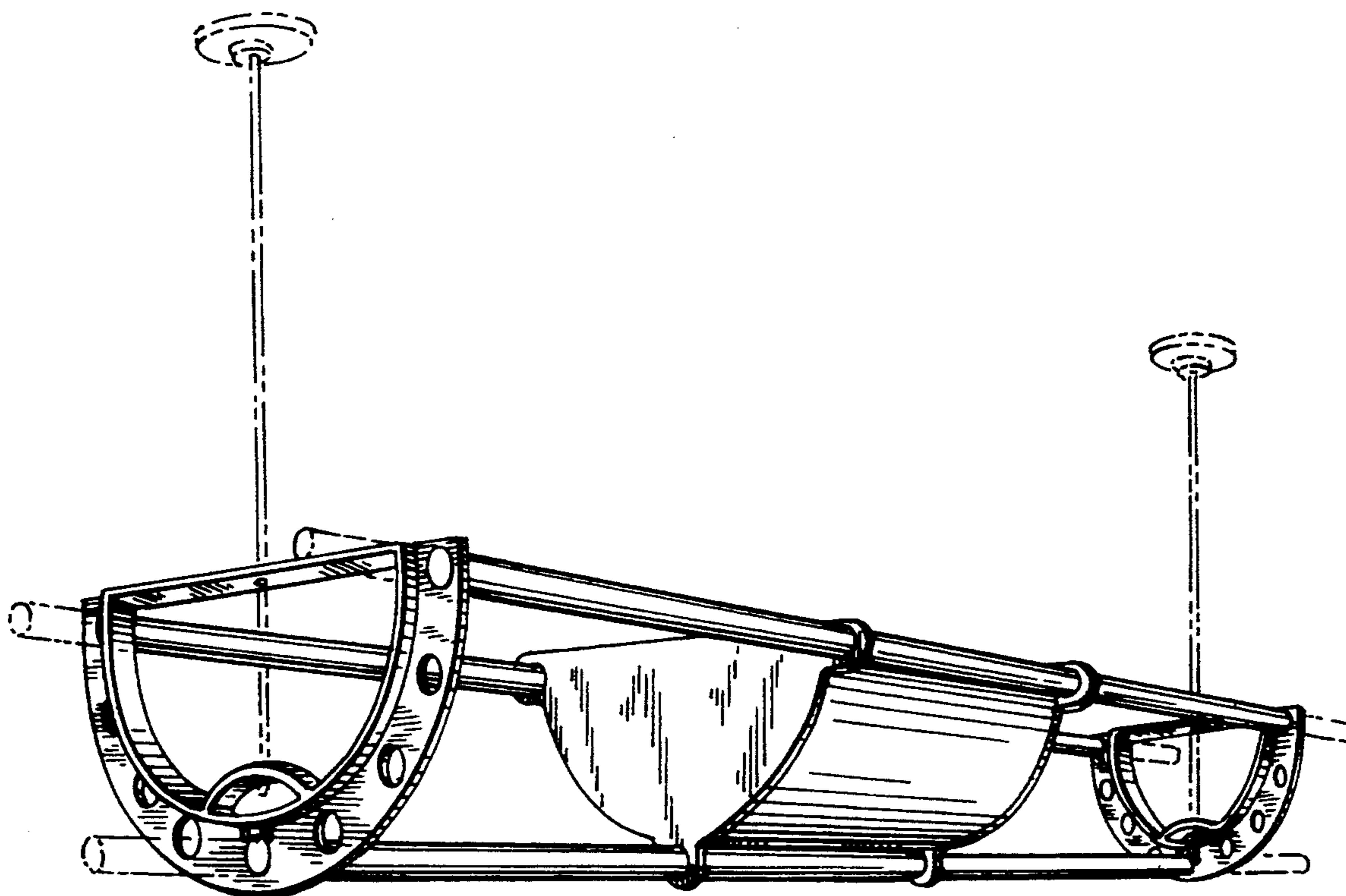


FIG. 3

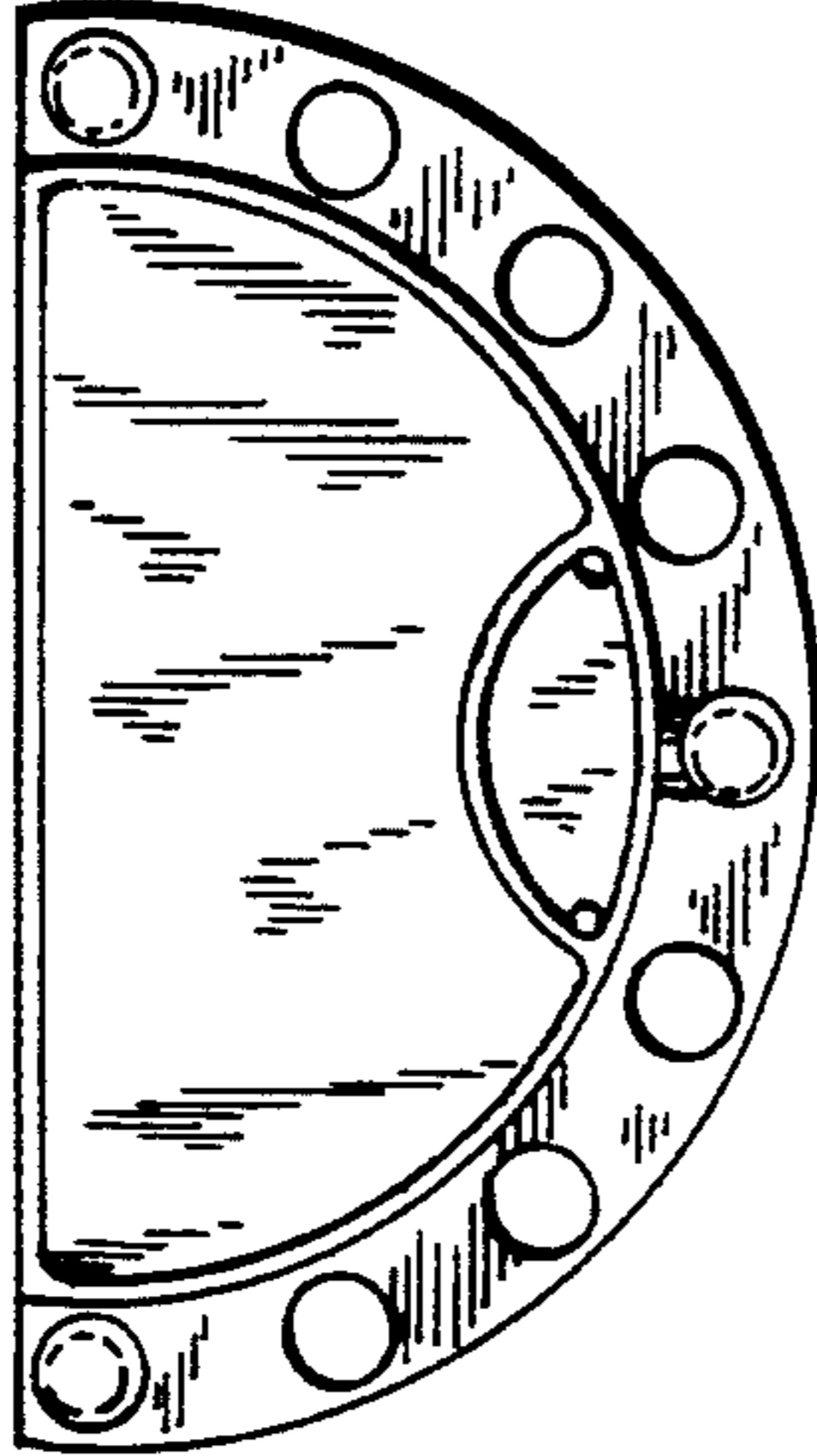


FIG. 1

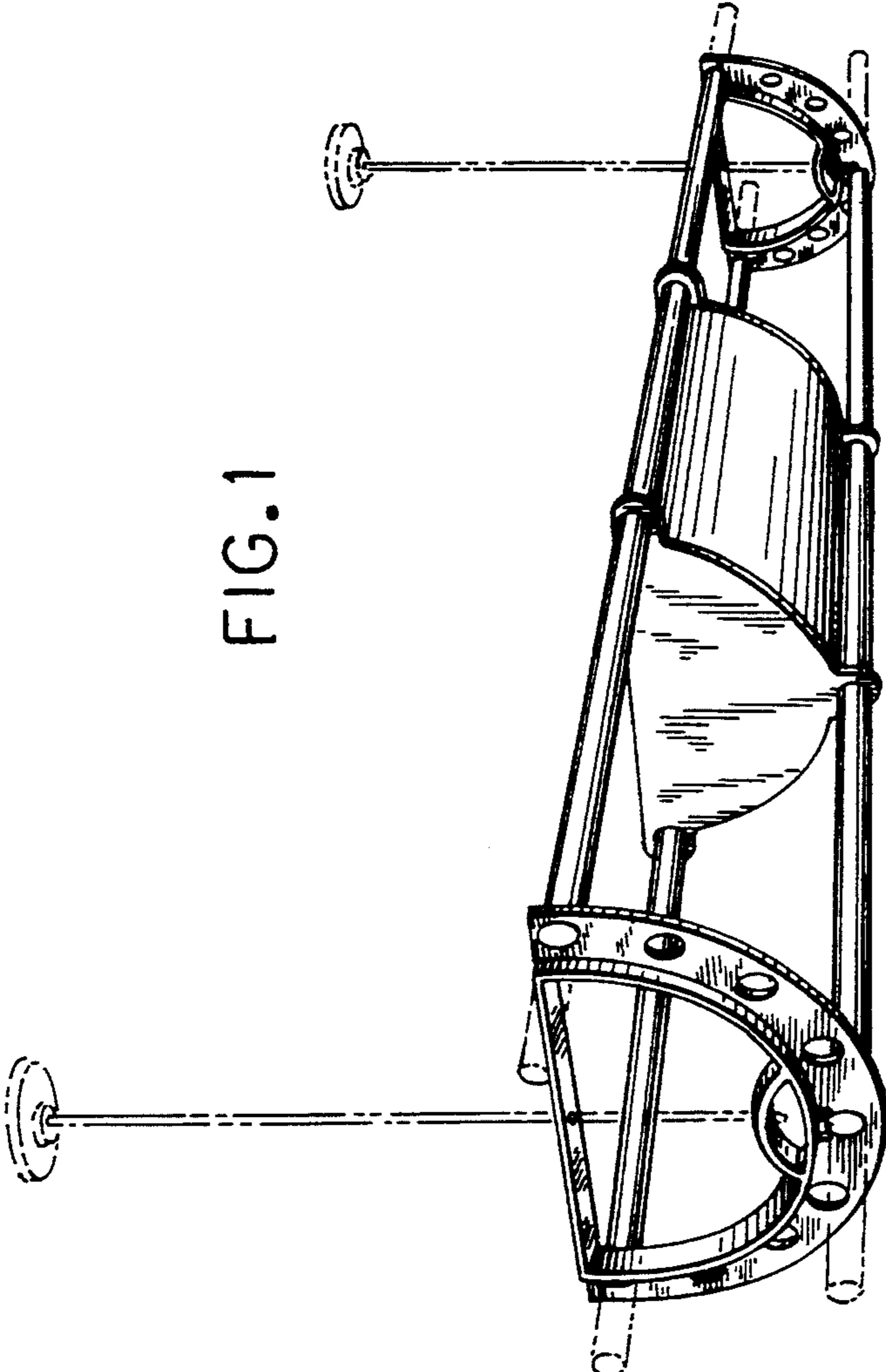


FIG. 2




FIG. 4





FIG. 5



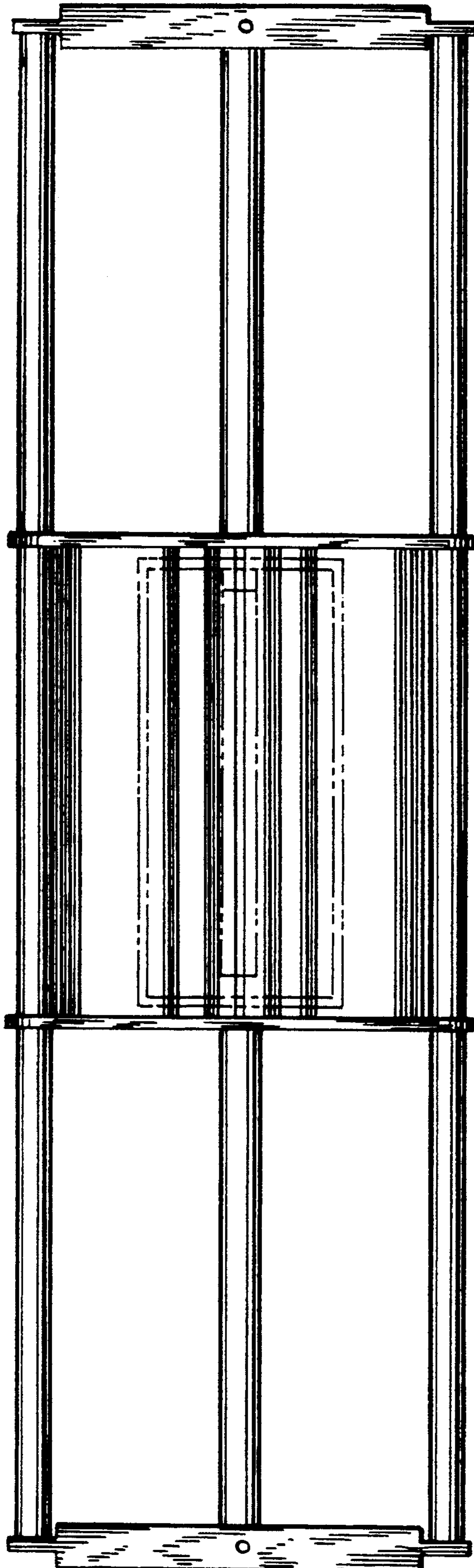


FIG. 6