



US00D352563S

# United States Patent [19]

[11] Patent Number: **Des. 352,563**

**Murata**

[45] Date of Patent: **\*\* Nov. 15, 1994**

[54] **DECORATIVE LIGHT FOR A LIGHT STRING**

*Primary Examiner*—Susan J. Lucas  
*Attorney, Agent, or Firm*—Spencer, Frank & Schneider

[75] Inventor: **Kazuaki Murata**, Tokyo, Japan

[57] **CLAIM**

[73] Assignee: **Moriyama Sangyo Kabushiki Kaisha**, Tokyo, Japan

The ornamental design for the decorative light for a light string, as shown and described.

[\*\*] Term: **14 Years**

**DESCRIPTION**

[21] Appl. No.: **14,213**

FIG. 1 is a perspective view of the decorative light for a light string seen from its front showing my new design;

[22] Filed: **Oct. 15, 1993**

FIG. 2 is a right-hand side view thereof;

[52] U.S. Cl. .... **D26/25**

FIG. 3 is a left-hand side view thereof;

[58] Field of Search ..... 362/806, 240, 249, 250, 362/252; D26/25

FIG. 4 is a plan view thereof;

FIG. 5 is a front view thereof;

FIG. 6 is a bottom view thereof;

FIG. 7 is a rear view thereof;

[56] **References Cited**

**U.S. PATENT DOCUMENTS**

D. 336,529	6/1993	Murata	.....	D26/25
1,923,144	8/1933	Graf	.....	362/252 X
4,783,726	11/1988	Wang	.....	362/252

FIG. 8 is a perspective view thereof on a reduced scale, the light string being shown in broken lines for illustrative purposes only; and,

FIG. 9 is a sectional view thereof cut at the center line of the plan view in its lateral direction.

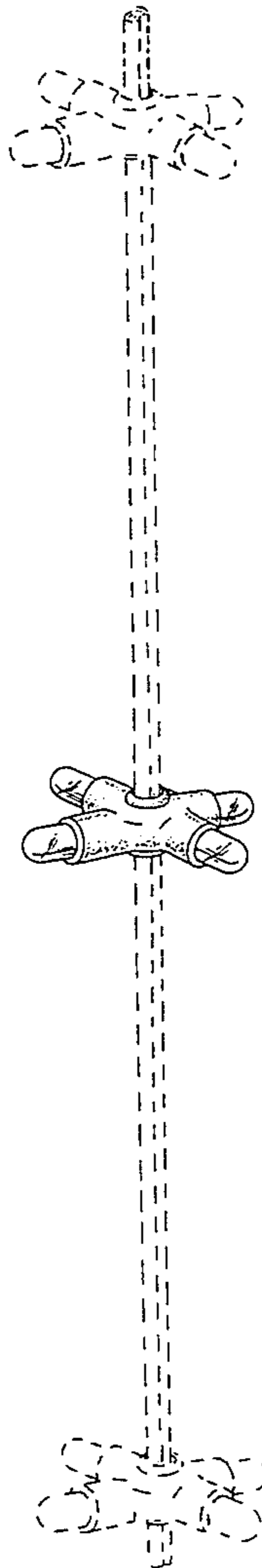


FIG. 1

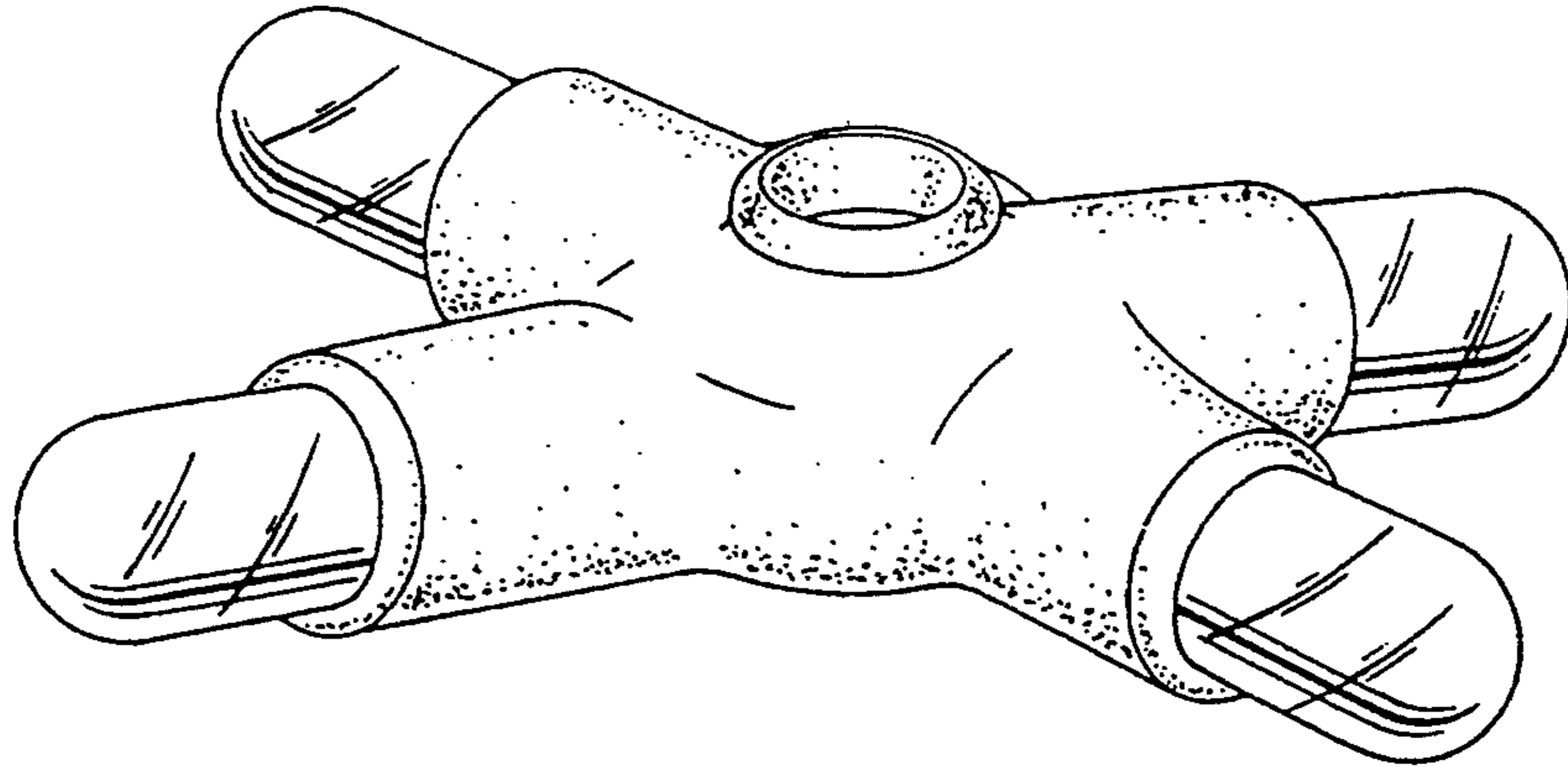


FIG. 2

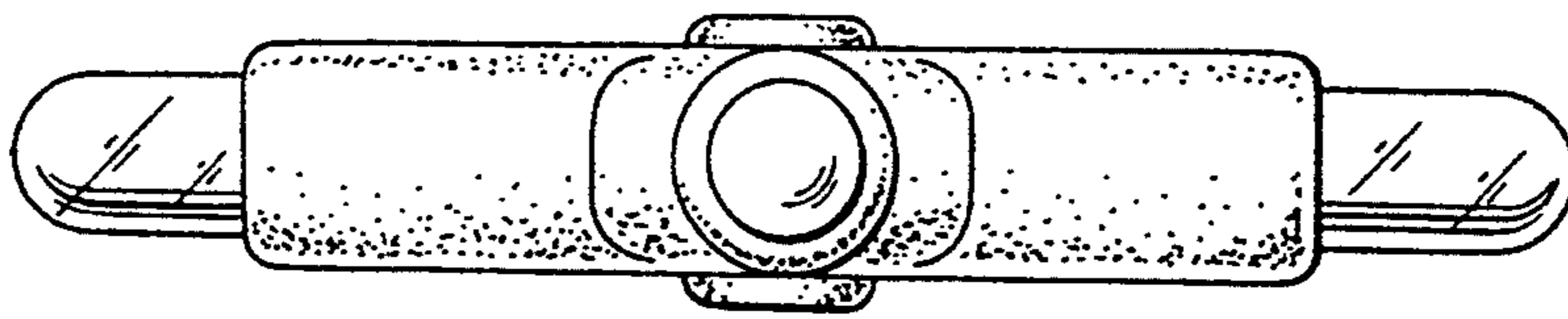


FIG. 3

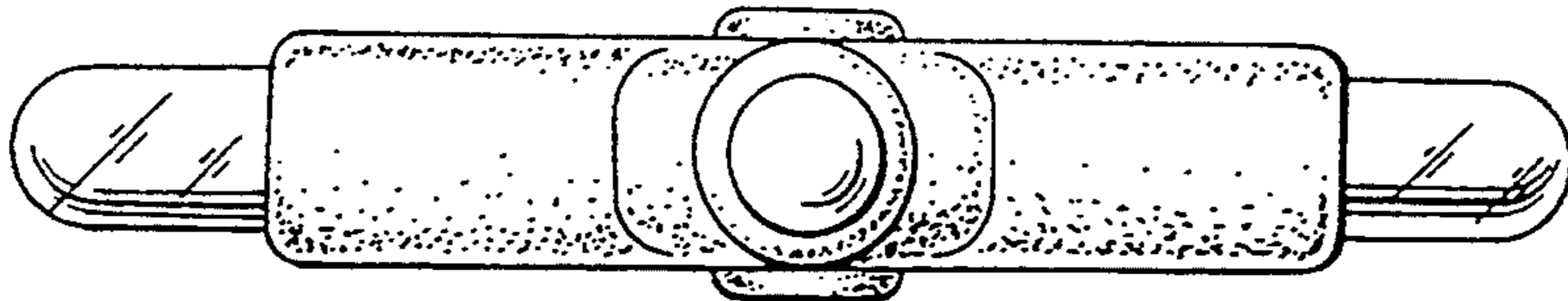


FIG. 4




FIG. 5




FIG. 6




FIG. 7




FIG. 8

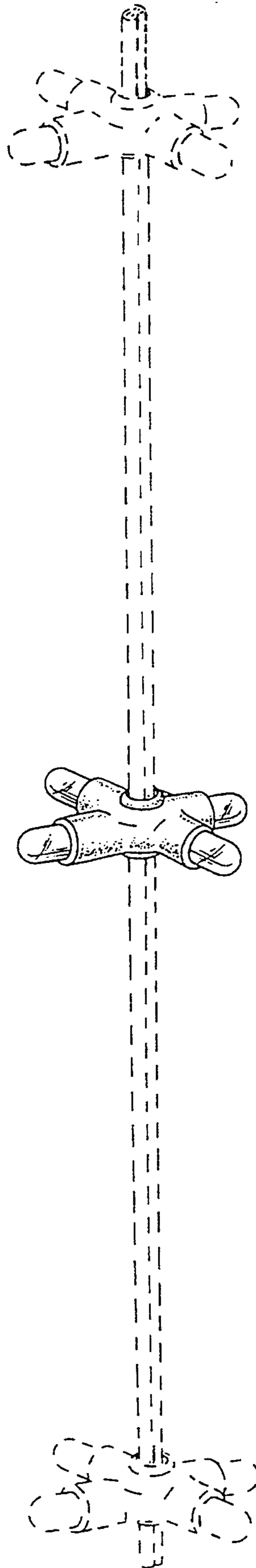


FIG. 9

