



US00D352559S

# United States Patent [19]

[11] Patent Number: **Des. 352,559**

**Krueger et al.**

[45] Date of Patent: **\*\* Nov. 15, 1994**

[54] **PAVING STONE**

[75] Inventors: **Ronald G. Krueger**, Hampton; **Arthur A. Labouseur**, Wantage, both of N.J.

[73] Assignee: **Concrete Stone and Tile Corporation**, Branchville, N.J.

[\*\*] Term: **14 Years**

[21] Appl. No.: **863,729**

[22] Filed: **Apr. 3, 1992**

[52] U.S. Cl. .... **D25/113**

[58] Field of Search ..... D6/582; 52/596, 602, 52/605, 608, 610, 607, 609, 611-612; 404/19, 29, 30, 34, 41, 42; 446/85, 118, 119, 127; D25/112-113; D21/108

[56] **References Cited**

**U.S. PATENT DOCUMENTS**

2,932,745 4/1960 Alberti et al. .... D21/108  
3,061,947 11/1962 Faudree ..... D21/108

**OTHER PUBLICATIONS**

Tilings & Patterns Book ©1987, p. 251, tile on lower left side of page, viewing in direction of arrows, indicated in red.

*Primary Examiner*—A. Hugo Word  
*Assistant Examiner*—Doris Clark  
*Attorney, Agent, or Firm*—Klauber & Jackson

[57] **CLAIM**

The ornamental design for a paving stone, as shown and described.

**DESCRIPTION**

FIG. 1 is a top plan view of a paving stone illustrating our new design, the bottom view being identical thereto;

FIG. 2 is a right side view thereof;

FIG. 3 is a left side view thereof;

FIG. 4 is a front end view thereof;

FIG. 5 is a rear end view thereof; and,

FIG. 6 is a right hand perspective view thereof.






FIG. 4




FIG. 3




FIG. 1



FIG. 2




FIG. 5

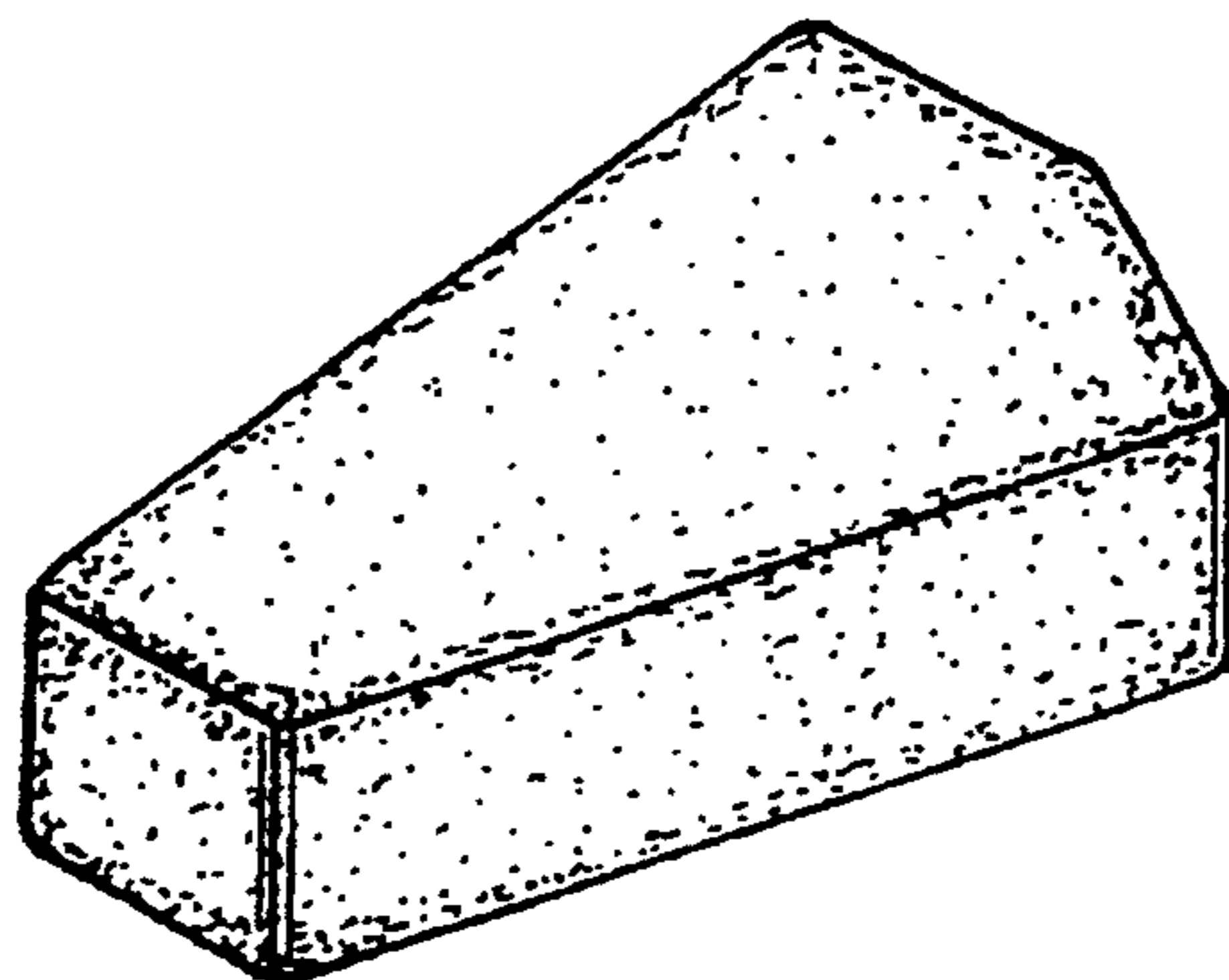


FIG. 6