



US00D352512S

# United States Patent [19]

[11] Patent Number: **Des. 352,512**

**Müller-Menrad**

[45] Date of Patent: **\*\* Nov. 15, 1994**

[54] **SPECTACLE FRAME**

D. 327,716	7/1992	Conway .....	D16/102
1,635,699	7/1927	Beattay .....	351/111
4,391,498	7/1983	Rengstorff .....	351/111

[75] Inventor: **Bernhard Müller-Menrad**, München, Germany

[73] Assignee: **Swatch AG**, Bienne, Switzerland

[\*\*] Term: **14 Years**

[21] Appl. No.: **6,275**

[22] Filed: **Mar. 24, 1993**

[30] **Foreign Application Priority Data**

Sep. 25, 1992 [DE] Germany ..... 023974

[52] U.S. Cl. .... **D16/320**

[58] **Field of Search** ..... 351/44, 51, 105, 111, 351/112, 114, 116, 123, 158; 2/428, 430, 432, 436, 439, 440, 6.2; D16/102, 103, 107, 111, 112, 116, 119, 122, 125, 127; D29/6, 9

[56] **References Cited**

**U.S. PATENT DOCUMENTS**

D. 70,852	8/1926	Nelson .....	D16/122
D. 158,656	5/1950	Friess .....	D16/102

**OTHER PUBLICATIONS**

Vogue May 1992 p. 75.  
Accessories Nov. 1988 p. 2.

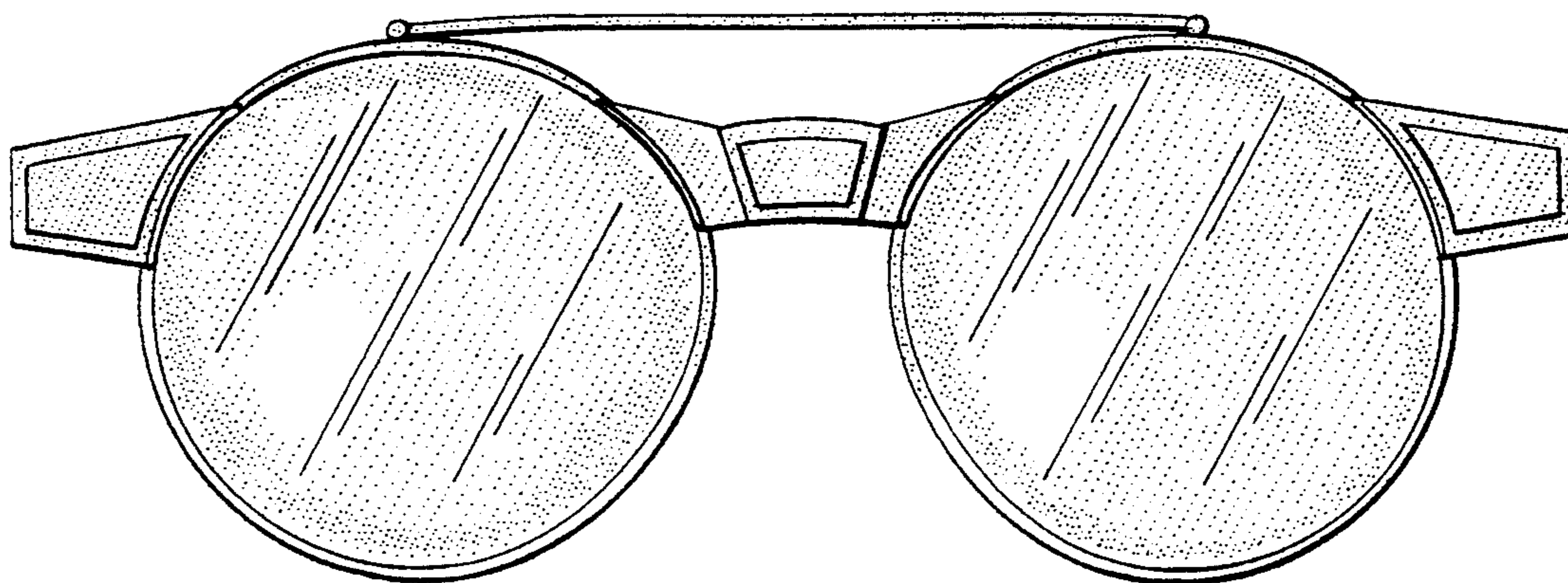
*Primary Examiner*—Bernard Ansher  
*Assistant Examiner*—R. Barkai  
*Attorney, Agent, or Firm*—McGlew and Tuttle

[57] **CLAIM**

The ornamental design for a spectacle frame, as shown and described.

**DESCRIPTION**

FIG. 1 is a front view of my new spectacle frame design;  
FIG. 2 is a back view of the design of FIG. 1;  
FIG. 3 is a perspective view of the design of FIG. 1;  
FIG. 4 is a bottom view of the design of FIG. 1;  
FIG. 5 is a top view of the design of FIG. 1; and,  
FIG. 6 is a view of the design of FIG. 1.



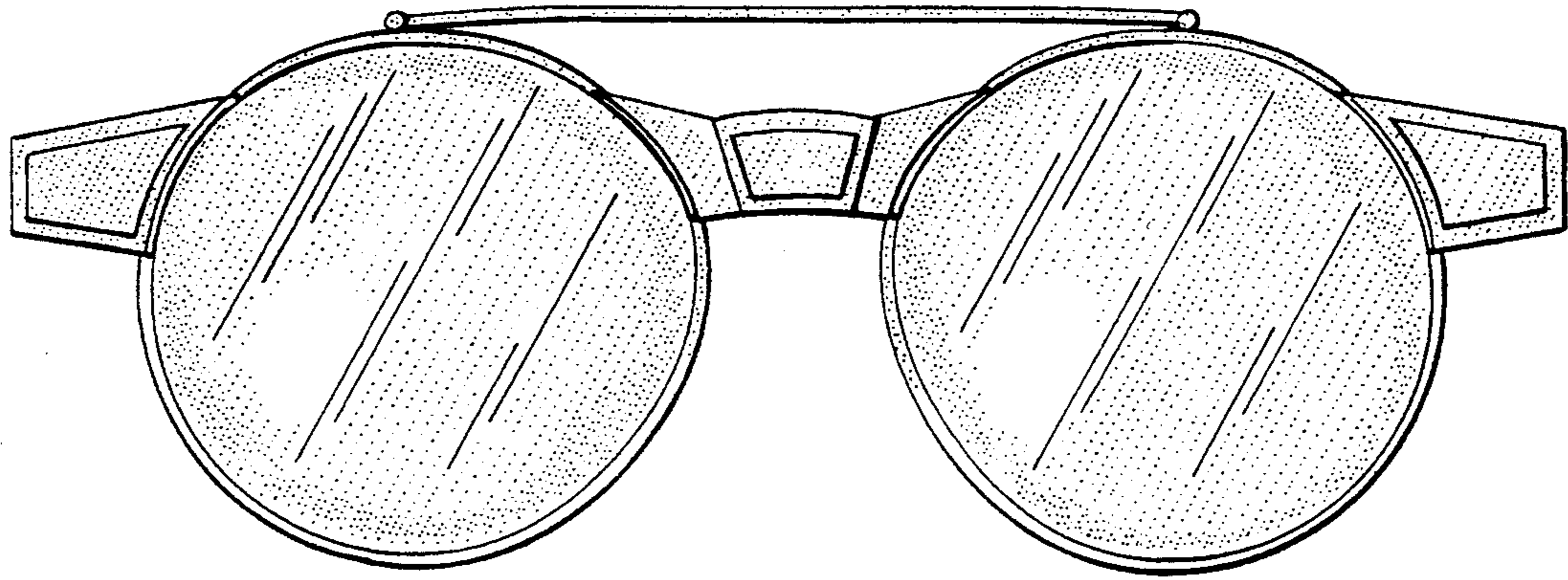


FIG. 1

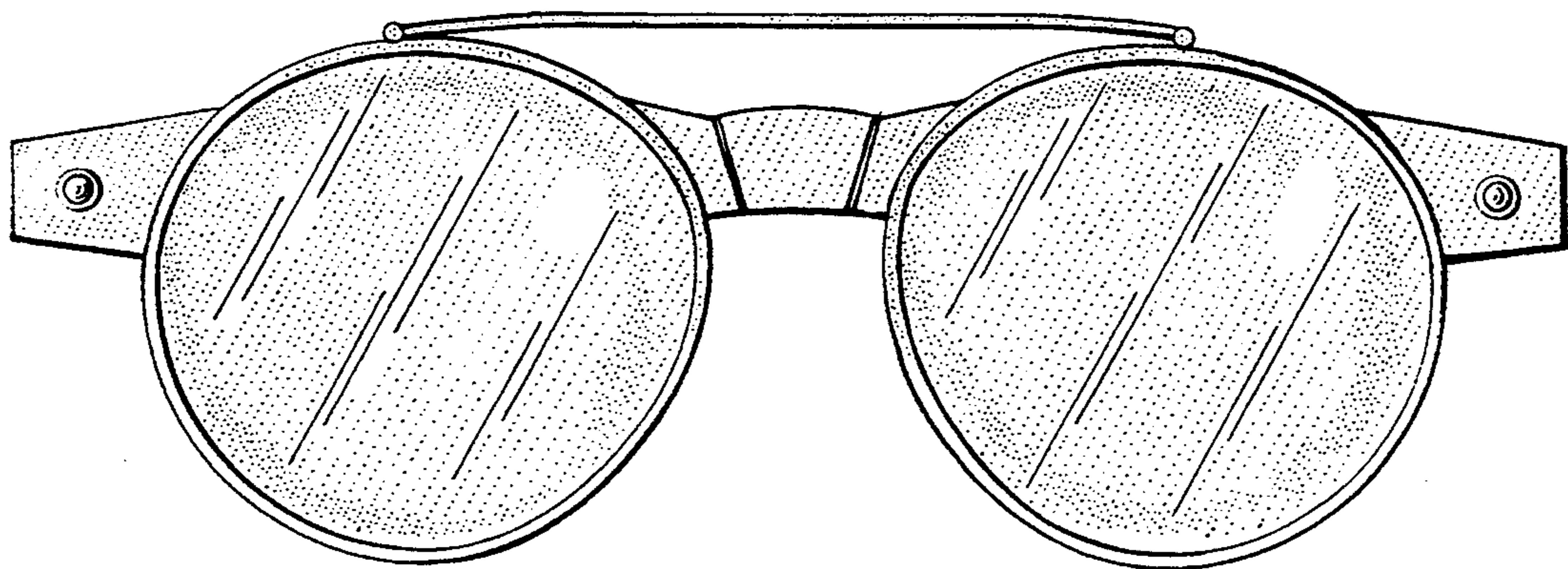


FIG. 2




FIG. 3

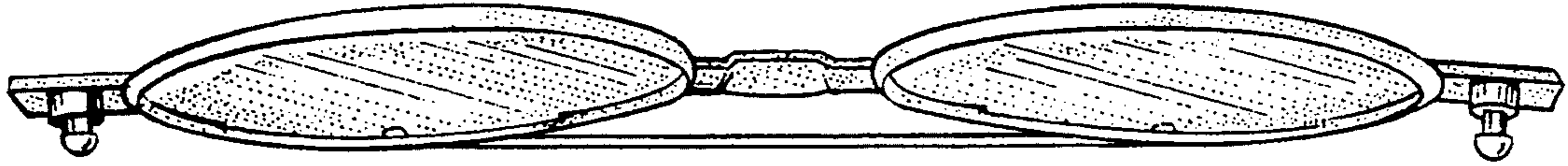


FIG. 4

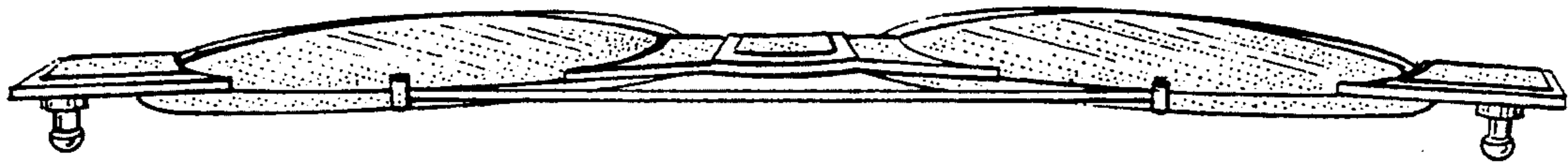


FIG. 5

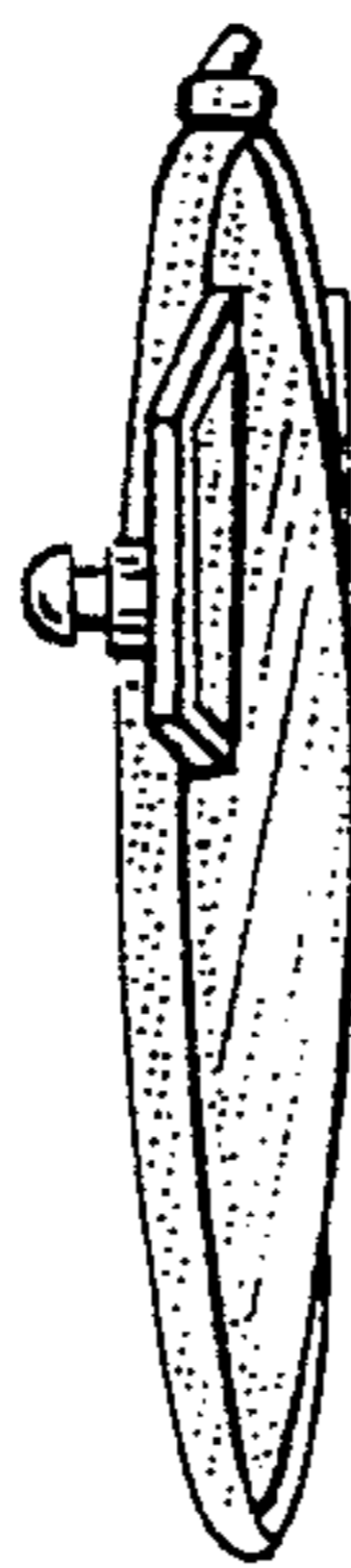


FIG. 6